CITY OF CRANSTON, RI

BUDGET REPORT SUMMARY FISCAL YEAR 2025

MONTHLY/BUDGET-TO-ACTUAL (formerly Quarterly Report) PERIOD ENDING JANUARY 31, 2025

In accordance with section 45-12-22.2 of the General Laws of Rhode Island, as amended, the quarterly report shall be provided within twenty five days of the month succeeding the end of the fiscal quarter to both the Division of Municipal Finance and Auditor General.

	General Fund (page 2)	Adopted Budget	Revised Budget	Actual Year To Date	% Collected Expended YTD	Projected Total FY 2025	Projected Variance FY 2025
	Opening Surplus/(Deficit)	21,085,886				21,085,886	0
	FY24 Fund Balance Budgeted for use in FY25	0	0				0
	Revenues	323,650,414	323,650,414	226,989,677	70.13%	323,650,414	0
	Expenditures	323,650,414	323,650,414	209,054,714	64.59%	323,650,414	0
*	**Projected Net Change in Fund Balance**	0	0	17,934,963		0	0
	Projected Cumulative Surplus/(Deficit)	21,085,886	0	39,020,849		21,085,886	0
*	**Unresolved Budget Deficit**	**0**	**0**			**0**	

	School Fund (page 3)	Adopted Budget	Revised Budget	Actual Year To Date	% Collected Expended YTD	Projected Total FY 2025	Projected Variance FY 2025
	Opening Surplus/(Deficit)	5,498,765				5,498,765	0
	FY24 Fund Balance Budgeted for use in FY25	0	0				0
	Revenues	183,441,029	183,441,029	103,104,834	56.21%	183,441,029	0
	Expenditures	183,441,029	183,441,029	101,086,734	55.11%	183,441,029	0
*	**Projected Net Change in Fund Balance**	0	0	2,018,100		0	0
	Projected Cumulative Surplus/(Deficit)	5,498,765	0	7,516,865		5,498,765	0
*	**Unresolved Budget Deficit**	**0**	**0**			**0**	
*	**Adjustments (page 4)**					0	
	Total Projected Net Change in Fund Balance					**0**	**0**
	Total Projected Ending Fund Balance Surplus/(Deficit)					**26,584,651**	**0**

*** A corrective action plan is required for deficits reported on lines marked with an asterisk.**

The report has to be submitted to the city/town council president and the school committee chair. It is encouraged, but not required, to have the council president/school committee chair sign the report.

I hereby certify that the information in the within report regarding the municipal departments is accurate and correct.

/s/ Kenneth J. Hopkins — 02/20/25
Kenneth J. Hopkins, — Date
Municipal Chief Executive Officer

/s/ Michael J. Igoe — 02/20/25
Michael J. Igoe, — Date
City Controller

I hereby certify that the information in the within report regarding the school department is accurate and correct.

/s/ Jeannine Nota-Masse — 02/20/25
Jeannine Nota-Masse, — Date
Superintendent of Schools

/s/ Joseph A. Balducci, — 02/20/25
Joseph A. Balducci, — Date
School Business Manager

CITY OF CRANSTON, RI

GENERAL FUND BUDGET REPORT FISCAL YEAR 2025

MONTHLY/BUDGET-TO-ACTUAL (formerly Quarterly Report) PERIOD ENDING JANUARY 31, 2025

Revenues	Adopted Budget	Revised Budget	Actual Revenues Year To Date	% Collected YTD	Projected Total Revenues FY 2025	Projected Revenue Variance FY 2025
General Property Taxes	186,905,485	186,905,485	143,384,393	76.71%	186,905,485	0
State Aid	109,637,886	109,637,886	62,058,581	56.60%	109,637,886	0
Federal Aid	2,795,000	2,795,000	7,389,578	264.39%	2,795,000	0
Licenses and Permits	5,538,235	5,538,235	3,130,412	56.52%	5,538,235	0
Fines and Forfeitures	1,602,000	1,602,000	673,866	42.06%	1,602,000	0
Investment Income	3,185,000	3,185,000	1,965,502	61.71%	3,185,000	0
Departmental	7,968,047	7,968,047	3,196,339	40.11%	7,968,047	0
Other	6,018,761	6,018,761	3,452,409	57.36%	6,018,761	0
Total Revenues	**323,650,414**	**323,650,414**	**225,251,080**	**69.60%**	**323,650,414**	**0**

Expenditures	Adopted Budget	Revised Budget	Actual Expenditures Year To Date	% Expended YTD	Projected Total Expenditures FY 2025	Projected Expenditure Variance FY 2025
Executive, Legislative and Judicial	1,583,917	1,583,917	919,894	58.08%	1,583,917	0
Finance	5,004,272	5,004,272	2,927,111	58.49%	5,004,272	0
Fire Department	36,111,422	36,111,422	22,829,442	63.22%	36,111,422	0
Police Department	29,608,911	29,608,911	18,948,885	64.00%	29,608,911	0
Public Works	18,050,777	18,050,777	10,101,208	55.96%	18,050,777	0
Parks & Recreation	3,086,354	3,086,354	1,955,383	63.36%	3,086,354	0
Public Libraries	4,121,523	4,121,523	2,360,241	57.27%	4,121,523	0
Principal on Debt	7,027,000	7,027,000	5,939,319	84.52%	7,027,000	0
Interest on Debt	3,323,190	3,323,190	2,338,861	70.38%	3,323,190	0
Education	180,021,617	180,021,617	110,307,529	61.27%	180,021,617	0
Other:	35,711,431	35,711,431	30,426,841	85.20%	35,711,431	0
Total Expenditures	**323,650,414**	**323,650,414**	**209,054,714**	**64.59%**	**323,650,414**	**0**

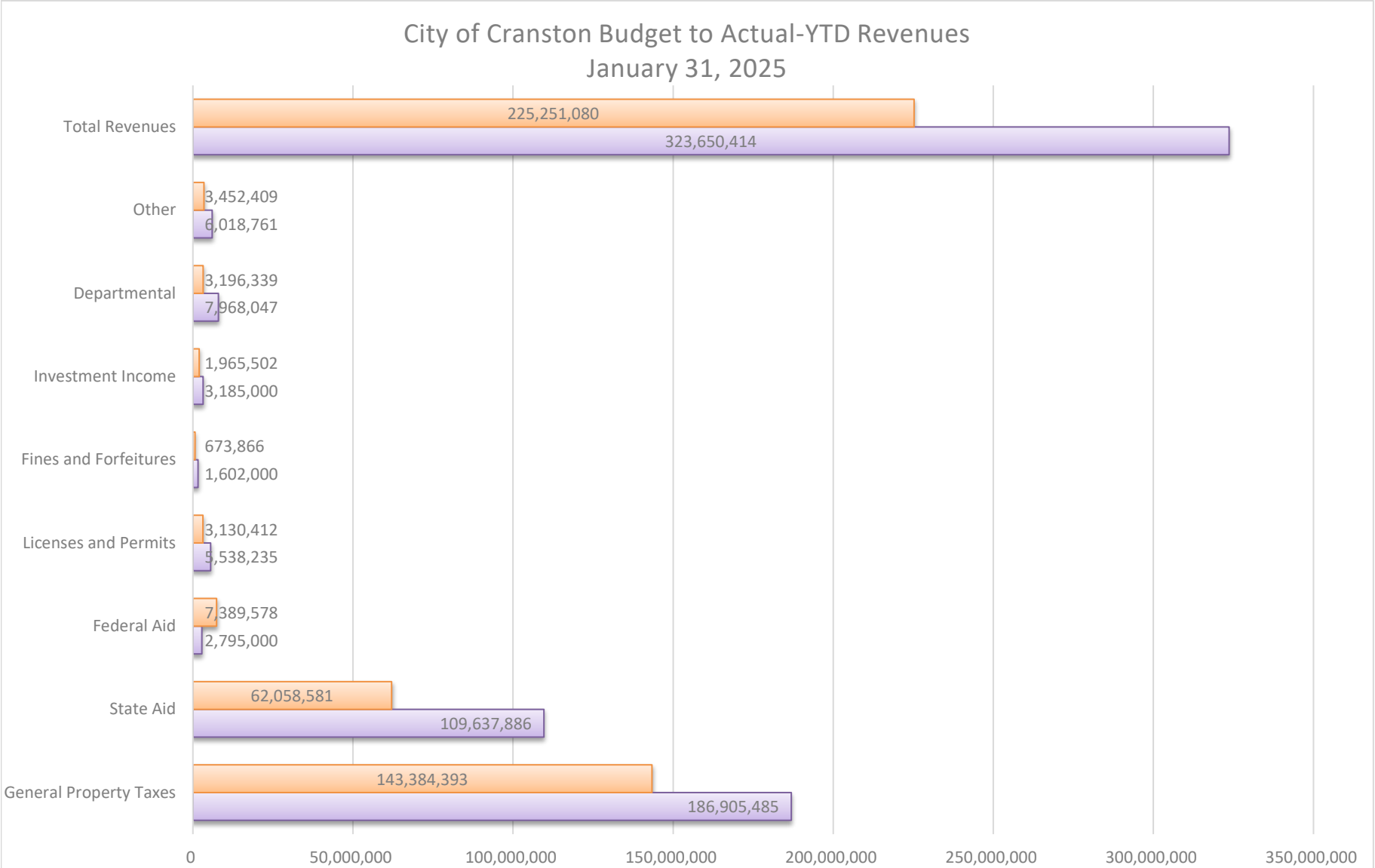

	General Property Taxes	State Aid	Federal Aid	Licenses and Permits	Fines and Forfeitures	Investment Income	Departmental	Other	Total Revenues
Actual	143,384,393	62,058,581	7,389,578	3,130,412	673,866	1,965,502	3,196,339	3,452,409	225,251,080
Adjusted Budget	186,905,485	109,637,886	2,795,000	5,538,235	1,602,000	3,185,000	7,968,047	6,018,761	323,650,414

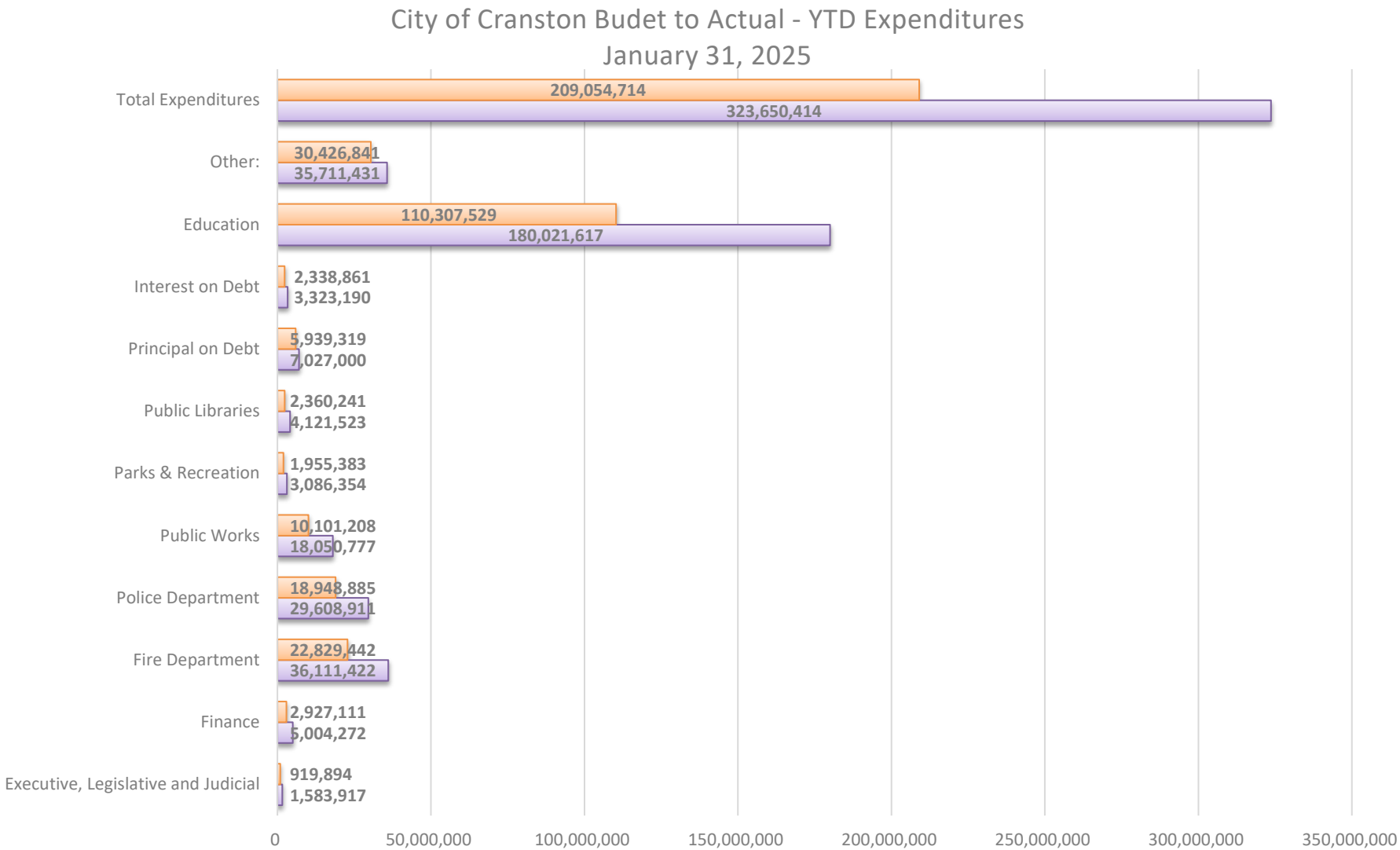

	Executive, Legislative and Judicial	Finance	Fire Department	Police Department	Public Works	Parks & Recreation	Public Libraries	Principal on Debt	Interest on Debt	Education	Other:	Total Expenditures
Actual	919,894	2,927,111	22,829,442	18,948,885	10,101,208	1,955,383	2,360,241	5,939,319	2,338,861	110,307,529	30,426,841	209,054,714
Adjusted Budget	1,583,917	5,004,272	36,111,422	29,608,911	18,050,777	3,086,354	4,121,523	7,027,000	3,323,190	180,021,617	35,711,431	323,650,414

CITY OF CRANSTON, RI

GENERAL FUND BUDGET REPORT FISCAL YEAR 2025

MONTHLY/BUDGET-TO-ACTUAL (formerly Quarterly Report) PERIOD ENDING JANUARY 31, 2025

Revenues	Adopted Budget	Revised Budget	Revenues Year To Date	Collected YTD	Revenues FY 2025	Variance FY 2025
Local Property Taxes	186,905,485	186,905,485	143,384,393	76.71%	186,905,485	0
Local Non-Property Taxes:						
Licenses and Permits	5,538,235	5,538,235	3,130,412	56.52%	5,538,235	0
Fines and Forfeitures	1,602,000	1,602,000	673,866	42.06%	1,602,000	0
Investment Income	3,185,000	3,185,000	1,965,502	61.71%	3,185,000	0
Departmental	7,968,047	7,968,047	3,196,339	40.11%	7,968,047	0
Federal Aid (Please Attach Detail)	2,795,000	2,795,000	7,389,578	264.39%	2,795,000	0
State Aid:						
MV Excise Tax Reimbursement	22,312,247	22,312,247	11,156,124	50.00%	22,312,247	0
PILOT	4,037,181	4,037,181	4,037,181	100.00%	4,037,181	0
Distressed Community Relief Fund	0	0	0	0.00%	0	0
Library Aid	775,345	775,345	410,238	52.91%	775,345	0
Public Service Corporation Tax	1,095,441	1,095,441	0	0.00%	1,095,441	0
Meals & Beverage Tax	3,008,284	3,008,284	1,700,964	56.54%	3,008,284	0
Other State Aid	78,409,388	78,409,388	46,492,671	59.29%	78,409,388	0
Other (Please Attach Details)	6,018,761	6,018,761	3,452,409	57.36%	6,018,761	0
Total Municipal Revenues	**323,650,414**	**323,650,414**	**226,989,677**	**70.13%**	**323,650,414**	**0**
Appropriated Fund Balance	0	0				

Expenditures	Adopted Budget	Revised Budget	Actual Expenditures Year To Date	% Expended YTD	Total Expenditures FY 2025	Expenditure Variance FY 2025
Salaries:						
Municipal	15,146,166	15,143,666	8,740,451	57.72%	15,143,666	0
Police	18,592,774	18,592,774	12,365,772	66.51%	18,592,774	0
Fire	24,386,065	24,386,065	16,166,879	66.30%	24,386,065	0
Employee Benefits:						
FICA	1,748,107	1,748,107	1,223,247	69.98%	1,748,107	0
Medical Insurance - (Active)	12,207,053	12,207,053	6,815,103	55.83%	12,207,053	0
Medical Insurance - (Retirees)	5,521,321	5,521,321	2,772,761	50.22%	5,521,321	0
Dental & Vision Insurance - (Active)	0	0	0	0.00%	0	0
Dental & Vision Insurance - (Retirees)	0	0	0	0.00%	0	0
Life Insurance	205,664	205,664	141,044	68.58%	205,664	0
Pension Contributions:						
Municipal	1,796,628	1,796,628	1,051,063	58.50%	1,796,628	0
Police	12,247,718	12,247,718	8,454,768	69.03%	12,247,718	0
Fire	15,297,314	15,297,314	10,936,100	71.49%	15,297,314	0
Police Department	3,902,886	3,902,886	2,151,915	55.14%	3,902,886	0
Libraries	728,500	728,500	449,721	61.73%	728,500	0
Fire Department	5,046,078	5,046,078	2,758,342	54.66%	5,046,078	0
Debt Service (Municipal):						
Principal on Debt	7,027,000	7,027,000	5,939,319	84.52%	7,027,000	0
Interest on Debt	3,323,190	3,323,190	2,338,861	70.38%	3,323,190	0
Debt Service (School):						
Principal on Debt						
Interest on Debt						
Public Works	11,166,648	11,166,648	6,163,141	55.19%	11,166,648	0
Other (Please Attach Details)	5,285,493	5,287,993	10,278,601	194.38%	5,287,993	0
Education	180,021,617	180,021,617	110,307,529	61.27%	180,021,617	0
Total Municipal Expenditures	**323,650,222**	**323,650,222**	**209,054,618**	**64.59%**	**323,650,222**	**0**
Deficit reduction						

CITY OF CRANSTON, RI

SCHOOL FUND BUDGET REPORT FISCAL YEAR 2025

MONTHLY/BUDGET-TO-ACTUAL (formerly Quarterly Report) PERIOD ENDING JANUARY 31, 2025

Revenues	Adopted Budget	Revised Budget	Actual Revenues Year To Date	% Collected YTD	Projected Total Revenues FY 2025	Projected Revenue Variance FY 2025
Municipal Appropriations	99,279,367	99,279,367	58,597,432	59.02%	99,279,367	0
State Aid:						
General	78,756,662	78,756,662	43,867,457	55.70%	78,756,662	0
Group Home (If Applicable)	0	0	0	0.00%	0	0
School Construction Aid	0	0	0	0.00%	0	0
Other (Please Attach Detail)	0	0	0	0.00%	0	0
Federal Aid:						
Impact Aid	0	0	0	0.00%	0	0
Medicaid	2,750,000	2,750,000	143,522	5.22%	2,750,000	0
Federal Stabilization Funds	0	0	0	0.00%	0	0
Other (Please Attach Detail)	0	0	0	0.00%	0	0
Other (Please Attach Details)						
Miscellaneous Revenue	2,655,000	2,655,000	496,423	18.70%	2,655,000	0
Use of Fund Balance			0	0.00%		0
Total Other	2,655,000	2,655,000	496,423	18.70%	2,655,000	0
Total Education Revenues	**183,441,029**	**183,441,029**	**103,104,834**	**56.21%**	**183,441,029**	**0**
Appropriated Fund Balance						

Expenditures	Adopted Budget	Revised Budget	Actual Expenditures Year To Date	% Expended YTD	Projected Total Expenditures FY 2025	Projected Expenditure Variance FY 2025
Salaries	113,715,702	112,782,205	60,964,655	54.06%	112,782,205	0
Employee Benefits:						
FICA	1,266,951	1,266,951	704,579	55.61%	1,266,951	0
Medical Insurance - (Active)	20,219,620	20,219,620	11,479,014	56.77%	20,219,620	0
Medical Insurance - (Retirees)	0	0	0	0.00%	0	0
Dental & Vision Insurance - (Active)	1,361,461	1,361,461	526,786	38.69%	1,361,461	0
Dental & Vision Insurance - (Retirees)	0	0	0	0.00%	0	0
Life Insurance	83,918	83,918	52,026	62.00%	83,918	0
Pension Contributions:						
Teacher	15,441,776	15,441,776	8,729,145	56.53%	15,441,776	0
Non-Certified	1,371,854	1,371,854	835,846	60.93%	1,371,854	0
Purchased Services	21,400,058	21,400,058	11,618,476	54.29%	21,400,058	0
Supplies and Materials	5,294,894	5,294,894	3,206,322	60.55%	5,294,894	0
Capital Outlays	2,160,059	2,160,059	1,015,286	47.00%	2,160,059	0
Other (Please Attach Details)	1,124,736	2,058,233	1,954,599	94.96%	2,058,233	0
Total Education Expenditures	**183,441,029**	**183,441,029**	**101,086,734**	**55.11%**	**183,441,029**	**0**
Deficit reduction						

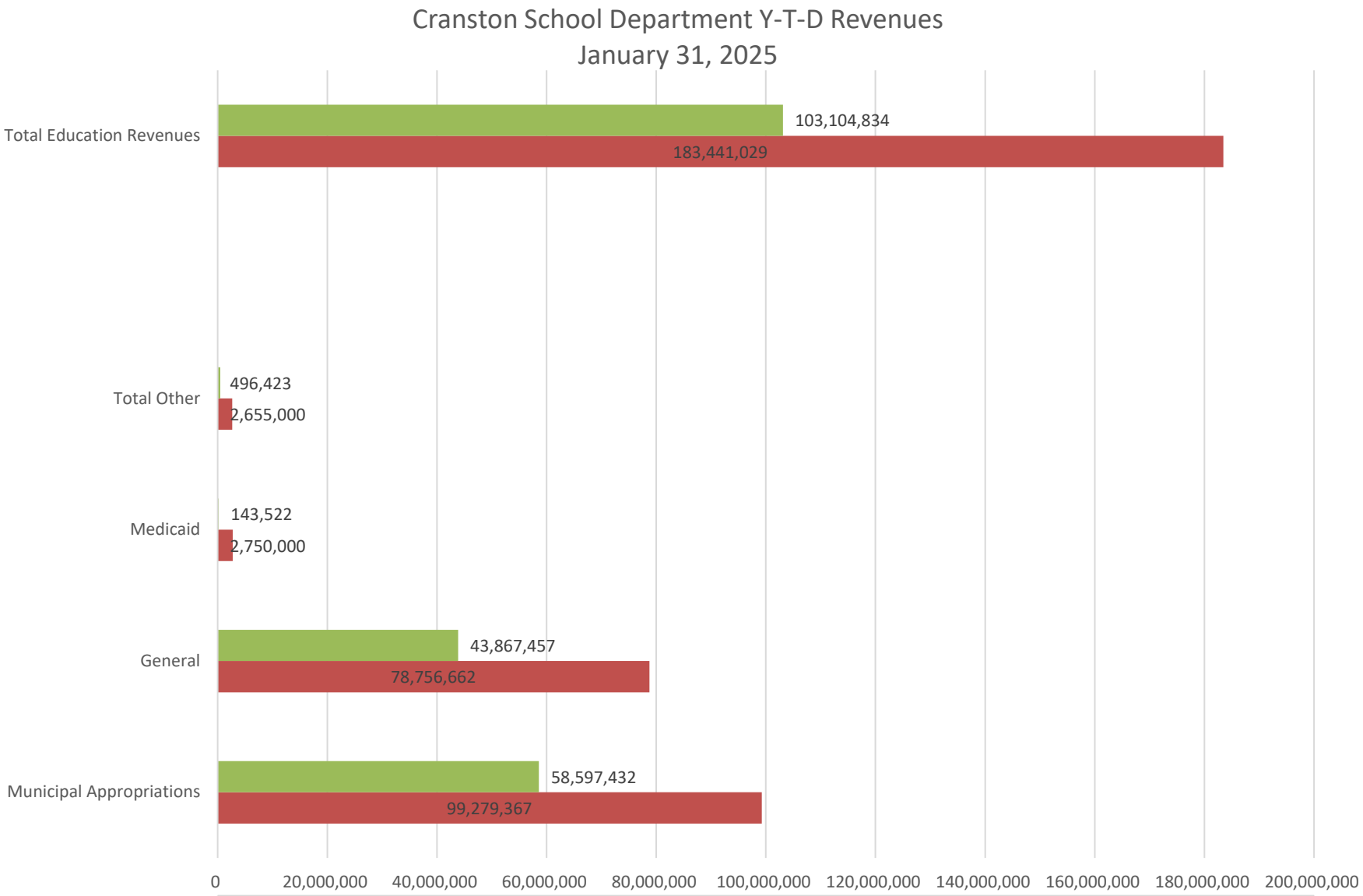

	Municipal Appropriations	General	Medicaid	Total Other		Total Education Revenues
Actual	58,597,432	43,867,457	143,522	496,423		103,104,834
Adjusted Budget	99,279,367	78,756,662	2,750,000	2,655,000		183,441,029

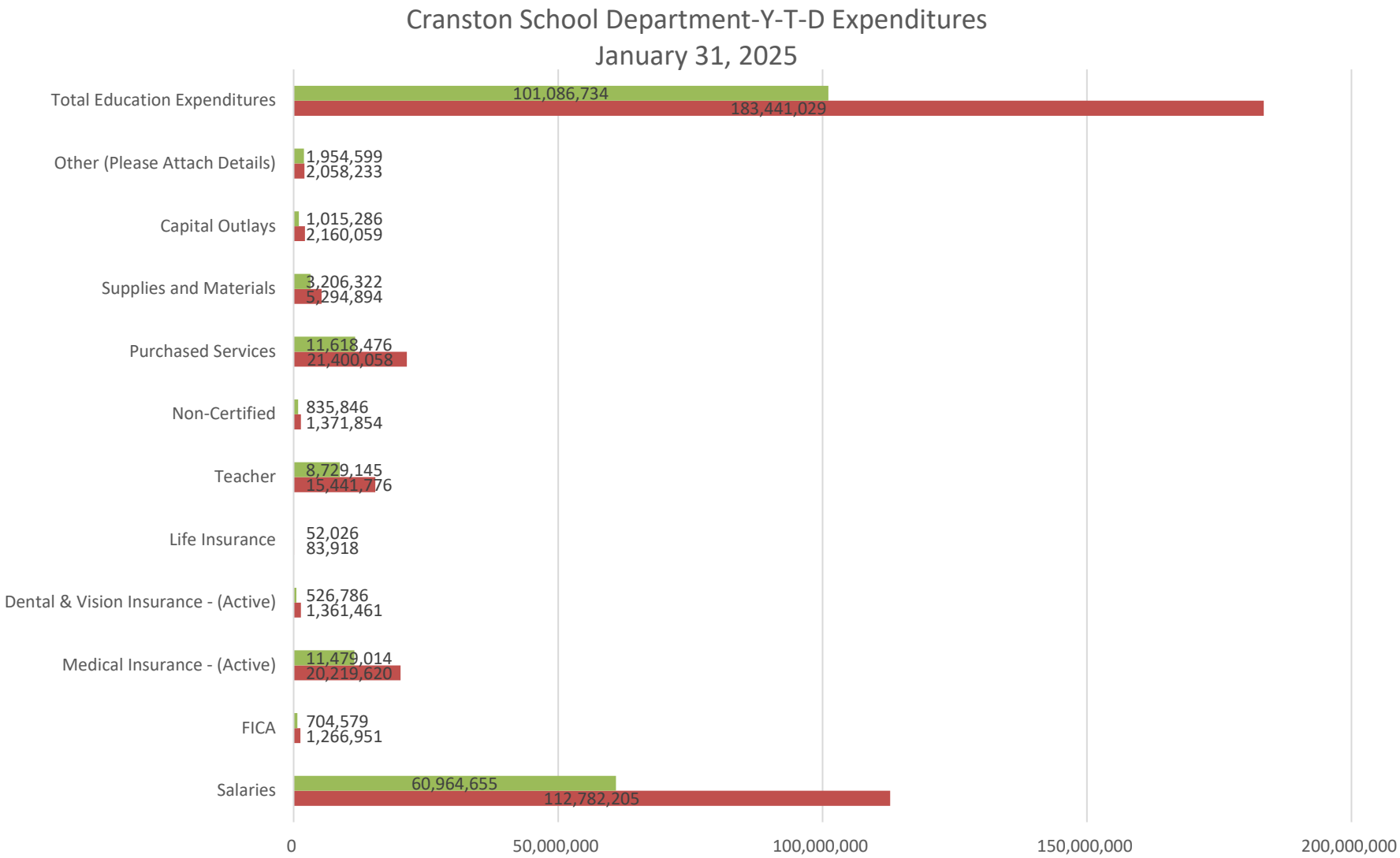

	Salaries	FICA	Medical Insurance - (Active)	Dental & Vision Insurance - (Active)	Life Insurance	Teacher	Non-Certified	Purchased Services	Supplies and Materials	Capital Outlays	Other (Please Attach Details)	Total Education Expenditures
Actual	60,964,655	704,579	11,479,014	526,786	52,026	8,729,145	835,846	11,618,476	3,206,322	1,015,286	1,954,599	101,086,734
Adjusted Budget	112,782,205	1,266,951	20,219,620	1,361,461	83,918	15,441,776	1,371,854	21,400,058	5,294,894	2,160,059	2,058,233	183,441,029

CITY OF CRANSTON, RI

SCHOOL FUND BUDGET REPORT FISCAL YEAR 2025

MONTHLY/BUDGET-TO-ACTUAL (formerly Quarterly Report) PERIOD ENDING JANUARY 31, 2025

Revenues	Adopted Budget	Revised Budget	Actual Revenues Year To Date	% Collected YTD	Projected Total Revenues FY 2025	Projected Revenue Variance FY 2025
State Aid: Other						
Early Childhood	0	0	0	0.00%	0	0
Literacy Set-Aside	0	0	0	0.00%	0	0
Student Equity	0	0	0	0.00%	0	0
Language Assistance	0	0	0	0.00%	0	0
Technology	0	0	0	0.00%	0	0
Vocational Equity	0	0	0	0.00%	0	0
Charter School Aid	0	0	0	0.00%	0	0
Full Day Kindergarten	0	0	0	0.00%	0	0
Total	**0**	**0**	**0**	**0.00%**	**0**	
Other						
Vocational Tuition	2,050,000	2,050,000	367,099	17.91%	2,050,000	0
Outside Rentals	30,000	30,000	20,641	68.80%	30,000	0
Summer School	0	0	0	0.00%	0	0
Other Revenue	575,000	575,000	108,683	18.90%	575,000	0
Total	**2,655,000**	**2,655,000**	**496,423**	**18.70%**	**2,655,000**	**0**

Expenditures	Adopted Budget	Revised Budget	Actual Expenditures Year To Date	% Expended YTD	Projected Total Expenditures FY 2025	Projected Expenditure Variance FY 2025
Other						
Medicare Taxes	1,538,675	1,538,675	840,280	54.61%	1,538,675	0
Workers Compensation	883,394	883,394	753,342	85.28%	883,394	0
Unemployment	75,000	75,000	38,187	50.92%	75,000	0
Disability Insurance	88,000	88,000	32,175	36.56%	88,000	0
Survivors Benefit	119,593	119,593	115,612	96.67%	119,593	0
Bus Drivers Pension	97,000	97,000	88,969	91.72%	97,000	0
Dues/Fees	96,855	96,855	86,034	88.83%	96,855	0
Retiree Savings	(1,773,781)	(840,284)	0	0.00%	(840,284)	0
Transfer to Capital Reserve Fund	0	0	0	0.00%	0	0
Total	**1,124,736**	**2,058,233**	**1,954,599**	**94.96%**	**2,058,233**	**0**

CITY OF CRANSTON, RI

BUDGET REPORT FISCAL YEAR 2025

MONTHLY/BUDGET-TO-ACTUAL (formerly Quarterly Report) PERIOD ENDING JANUARY 31, 2025

List below amounts for items outside the general fund and school fund budgets which would impact these funds and cause a year end deficit.

Name of Item	Amount	Explanation
Special Revenue Fund Deficits		
Capital Projects Fund Deficits		
Enterprise Fund Deficits		
Internal Service Fund Deficits		
Other:		

Total Adjustments	**0**

CITY OF CRANSTON

BUDGET REPORT FISCAL YEAR 2025

MONTHLY/BUDGET-TO-ACTUAL (formerly Quarterly Report) PERIOD ENDING JANUARY 31, 2025

Fund Balance Reconciliation: Municipal

Classification	Beginning Fund Balance Reported In the FY 2024 Financial Statements*	FY 2024 Fund Balance Budgeted for use in FY 2025	Changes in Fund Balance during FY 2025**	Ending Fund Balance for FY 2024 & Available for Appropriation in FY 2025
Nonspendable	$ 207,000			$ 207,000
Restricted:	$ 300,654			$ 300,654
Committed:	$ 1,505,854			1,505,854
Assigned:	-			-
Unassigned:	19,072,378			19,072,378
Total Fund Balance	$ 21,085,886	$ -	$ -	$ 21,085,886

*** Please indicate if the numbers provided are the best available estimate or audited numbers. Estimate _____ Audited ____x_____**

**** Please provide an explanation for any changes within the various fund balance classifications.**

Nonspendable:	Amounts that are not in a spendable form (Example: Inventory) or are required to be maintained intact (Example: Principal of an endowment fund).
Restricted:	Amounts that can be spent only for the specific purposes stipulated by external resource providers (Example: Grants), constitutionally, or through enabling legislation. Effectively, restrictions may be changed or lifted only with consent of resource provider.
Committed:	Amounts that can only be used for specific purposes pursuant to constraints imposed by formal action of the government's highest level of decision-making authority. Those committed amounts cannot be used for any other purpose unless the government's highest level of decision-making authority removes or changes the specified use by taking the same type of action it employed to previously commit those amounts.
Assigned:	Amounts constrained by the government's intent to be used for specific purposes that are neither restricted nor committed are reported as assigned fund balance.
Unassigned:	This is the residual classification for the general fund and includes all amounts not contained in the other classifications. Unassigned amounts are technically available for any purpose. If another governmental fund has a fund balance deficit, then it will be reported as a negative amount in the unassigned classification in that fund. Positive unassigned amounts will be reported only in the general fund.

CITY OF CRANSTON

BUDGET REPORT FISCAL YEAR 2025

MONTHLY/BUDGET-TO-ACTUAL (formerly Quarterly Report) PERIOD ENDING JANUARY 31, 2025

Fund Balance Reconciliation: School

Classification	Beginning Fund Balance Reported In the FY 2024 Financial Statements*	FY 2024 Fund Balance Budgeted for use in FY 2025	Changes in Fund Balance during FY 2025**	Ending Fund Balance for FY 2024 & Available for Appropriation in FY 2025
Nonspendable:	$ 224,916			$ 224,916
Restricted:	$ 5,209,640	$ -		5,209,640
Committed:	$ 64,209			64,209
Assigned:	-			-
Unassigned:	-			-
Total Fund Balance	$ 5,498,765	$ -	$ -	$ 5,498,765

*** Please indicate if the numbers provided are the best available estimate or audited numbers. Estimate _____ Audited ____x_____**

**** Please provide an explanation for any changes within the various fund balance classifications.**

Nonspendable:	Amounts that are not in a spendable form (Example: Inventory) or are required to be maintained intact (Example: Principal of an endowment fund).
Restricted:	Amounts that can be spent only for the specific purposes stipulated by external resource providers (Example: Grants), constitutionally, or through enabling legislation. Effectively, restrictions may be changed or lifted only with consent of resource provider.
Committed:	Amounts that can only be used for specific purposes pursuant to constraints imposed by formal action of the government's highest level of decision-making authority. Those committed amounts cannot be used for any other purpose unless the government's highest level of decision-making authority removes or changes the specified use by taking the same type of action it employed to previously commit those amounts.
Assigned:	Amounts constrained by the government's intent to be used for specific purposes that are neither restricted nor committed are reported as assigned fund balance.
Unassigned:	This is the residual classification for the general fund and includes all amounts not contained in the other classifications. Unassigned amounts are technically available for any purpose. If another governmental fund has a fund balance deficit, then it will be reported as a negative amount in the unassigned classification in that fund. Positive unassigned amounts will be reported only in the general fund.

City of Cranston
Y-T-D Summary
For the period ending: **January 31, 2025**

Below is a summary of the City's Financial Condition for the seven months ending January 31, 2025.

	Amount	% of Budget
Total General Fund Revenues Collected to Date	226,989,677	70.13%
Total General Fund Expenditures to Date	209,054,714	64.59%
	17,934,963	

General Fund Problem Areas:	Adjusted Budget	Actual	Corrective Action

Revenues	Adjusted Budget	Actual	Corrective Action

School Fund Problem Areas:	Adjusted Budget	Actual	Corrective Action

Sewer Fund Problem Areas:	Adjusted Budget	Actual	Corrective Action

General Fund Operating Cash Position EOM	**1,207,808**

FY 25 3rd QUARTER ACTUAL VS PROJECTED REVENUES-Cash Basis

For the period ending: January 31, 2025

Fund	Account	Acc. Description	Approved Council Budget	Transfers To (From)	Adjusted Budget	Actuals	Remaining Uncollected Balance	Projected Rev. Through January 31, 2025	Over (Under) Projected Budget	Projected % of Budget	Actuals % of Budget
101		Delinquent	175,000		175,000	35,929	139,071	31,868	4,061	18.21%	20.53%
		Prior Year	325,000		325,000	216,137	108,863	112,385	103,752	34.58%	66.50%
		Current	186,655,485		186,655,485	143,193,855	43,461,630	143,706,058	(512,203)	76.99%	76.72%
			187,155,485	0	187,155,485	143,445,921	43,709,564	143,850,310	(404,389)	76.86%	76.65%
		Abatements	(250,000)		(250,000)	(61,528)	(188,472)	(145,833)	84,306	58.33%	24.61%
			186,905,485	0	186,905,485	143,384,393	43,521,092	143,704,477	(320,084)	76.89%	76.71%
	0000 General										
	101-0000-41500-000000	IN LIEU - CRANSTON HOUSING	145,000		145,000	164,587	(19,587)	145,000	19,587	100.00%	113.51%
	101-0000-41501-000000	PUBLIC SERVICE CORPORATION	1,095,441		1,095,441	0	1,095,441	0	0	0.00%	0.00%
	101-0000-41502-000000	IN LIEU OF TAXES-PILOT	4,037,181		4,037,181	4,037,181	0	4,037,181	(0)	100.00%	100.00%
	101-0000-41503-000000	EXCISE TAX PHASE-OUT	22,312,247		22,312,247	11,156,124	11,156,123	11,156,124	0	50.00%	50.00%
	101-0000-41504-000000	INTEREST & PENAL ON PROP TAX	835,000		835,000	373,730	461,270	487,083	(113,353)	58.33%	44.76%
	101-0000-41505-000000	SCHOOL HOUSING AID	2,622,138		2,622,138	722,031	1,900,107	1,311,069	(589,038)	50.00%	27.54%
	101-0000-41506-000000	STATE HOUSING AID LIBRARIES	0		0	0	0	0	0	0.00%	0.00%
	101-0000-41507-000000	TANGIBLE TAX PHASE-OUT	0		0	1,738,596	(1,738,596)	0	1,738,596	100.00%	0.00%
	101-0000-41509-000000	STATE AID-DISTRESSED COMMUN	0		0	0	0	0	0	0.00%	0.00%
	101-0000-41510-000000	JOHNSON AND WALES AID	110,000		110,000	0	110,000	0	0	0.00%	0.00%
	101-0000-41516-000000	ESCHEATS AND GARNISHEE FEES	0		0	0	0	0	0	0.00%	0.00%
	101-0000-41517-000000	AUCTIONEER FEES	750		750	189	561	0	189	0.00%	0.00%
	101-0000-41518-000000	VOLUNTARY TAX PAYMTS	2,200		2,200	401	1,799	0	401	0.00%	0.00%
	101-0000-41519-000000	HOTEL TAX - LAW 42-63.1-3	50,811		50,811	17,721	33,090	29,640	(11,919)	58.33%	34.88%
	101-0000-41520-000000	RESTAURANT TAX	3,008,284		3,008,284	1,700,964	1,307,320	1,754,832	(53,868)	58.33%	56.54%
	101-0000-41521-000000	3RD PARTY RESCUE-MEDICAID	1,000,000		1,000,000	841,668	158,332	500,000	341,668	50.00%	84.17%
	101-0000-41522-000000	3RD PARTY RESCUE	3,600,000		3,600,000	1,912,224	1,687,776	2,100,000	(187,776)	58.33%	53.12%
	101-0000-41523-000000	TELECOMMUNICATION TOWER	250,000		250,000	104,347	145,653	145,833	(41,486)	58.33%	41.74%
	101-0000-49125-000000	NSF FEES	(20,000)		(20,000)	(4,209)	(15,791)	(11,667)	7,458	58.33%	21.05%
	101-0000-49130-000000	OTHER REVENUE	25,000		25,000	80,069	(55,069)	14,583	65,485	58.33%	320.27%
	101-0000-49135-000000	COVID-19 STIMULUS	220,000		220,000	7,246,005	(7,026,005)	128,333	7,117,672	58.33%	3293.64%
	101-0000-49500-000000	TRANSFER FROM OTHER FUNDS	0		0	0	0	0	0	0.00%	0.00%
	101-0000-49510-000000	OVERHEAD ALLOCATION-ENTER I	1,000,000		1,000,000	500,000	500,000	500,000	0	50.00%	50.00%
	0000	**General**	**227,199,537**	**0**	**227,199,537**	**173,976,021**	**53,223,516**	**166,002,489**	**7,973,532**	**73.06%**	**76.57%**
	1105 CITY CLERK										
	101-1105-42110-000000	CERTIFIED COPIES	6,600		6,600	3,402	3,198	3,850	(448)	58.33%	51.55%
	101-1105-42111-000000	BOWLING LIC	1,260		1,260	1,305	(45)	735	570	58.33%	103.57%
	101-1105-42112-000000	ENTERTAINMENT LICENSES	5,500		5,500	5,980	(480)	3,208	2,772	58.33%	108.73%
	101-1105-42113-000000	POOL TABLE LIC	200		200	300	(100)	117	183	58.33%	150.00%
	101-1105-42114-000000	ALL NIGHT DINER LIC	2,100		2,100	450	1,650	1,225	(775)	58.33%	21.43%
	101-1105-42115-000000	BINGO LIC	250		250	0	250	146	(146)	58.33%	0.00%
	101-1105-42116-000000	LIQUOR LIC	210,000		210,000	208,530	1,470	122,500	86,030	58.33%	99.30%
	101-1105-42117-000000	AMUSEMT MACH & DEV LIC	3,475		3,475	75	3,400	2,027	(1,952)	58.33%	2.16%
	101-1105-42118-000000	PEDDLERS LIC	4,000		4,000	0	4,000	2,333	(2,333)	58.33%	0.00%
	101-1105-42119-000000	HUNTING & FISHING LIC RECORD	0		0	0	0	0	0	0.00%	0.00%
	101-1105-42120-000000	2ND HAND AUTO LIC	8,500		8,500	200	8,300	4,958	(4,758)	58.33%	2.35%
	101-1105-42121-000000	SUNDAY SALES LIC	20,500		20,500	500	20,000	11,958	(11,458)	58.33%	2.44%
	101-1105-42122-000000	VICTUALLING LIC	56,000		56,000	51,350	4,650	32,667	18,683	58.33%	91.70%
	101-1105-42123-000000	MARRIAGE LIC	8,000		8,000	2,160	5,840	4,667	(2,507)	58.33%	27.00%
	101-1105-42124-000000	INSTRUMENT RECORDING	675,000		675,000	300,724	374,276	393,750	(93,026)	58.33%	44.55%
	101-1105-42125-000000	DOG LIC	12,600		12,600	1,835	10,765	7,350	(5,515)	58.33%	14.56%
	101-1105-42126-000000	FISHING LICENSE RECORDING	0		0	0	0	0	0	58.33%	0.00%
	101-1105-42127-000000	HUNTING LICENSE RECORDING	0		0	0	0	0	0	58.33%	0.00%
	101-1105-42128-000000	MISC LICENSES	6,400		6,400	2,380	4,020	3,733	(1,353)	58.33%	37.19%

Fund Account	Acc. Description	Approved Council Budget	Transfers To (From)	Adjusted Budget	Actuals	Remaining Uncollected Balance	Projected Rev. Through January 31, 2025	Over (Under) Projected Budget	Projected % of Budget	Actuals % of Budget
101-1105-42129-000000	PROBATE COURT FEES	150,000		150,000	64,252	85,748	87,500	(23,248)	58.33%	42.83%
101-1105-42130-000000	LEASING OF MOTOR VEH	450		450	0	450	263	(263)	58.33%	0.00%
101-1105-42131-000000	RECORDING TROUT LICENSE	0		0	0	0	0	0	58.33%	0.00%
101-1105-42132-000000	ITINERANT FOOD VENDOR	1,000		1,000	2,650	(1,650)	583	2,067	58.33%	265.00%
101-1105-42133-000000	PRIVATE DETECTIVE	1,600		1,600	450	1,150	933	(483)	58.33%	28.13%
101-1105-42134-000000	FIREARMS DEALERS LICENSE	1,200		1,200	5	1,195	700	(695)	58.33%	0.42%
101-1105-42135-000000	FLOWER VENDOR	250		250	0	250	146	(146)	58.33%	0.00%
101-1105-42136-000000	GRAVEL BKS,SHVLS,SCR LIC	125		125	0	125	73	(73)	58.33%	0.00%
101-1105-42137-000000	AUTO REPAIR LICENSE	15,600		15,600	1,200	14,400	9,100	(7,900)	58.33%	7.69%
101-1105-42138-000000	TOBACCO LICENSES	11,500		11,500	0	11,500	6,708	(6,708)	58.33%	0.00%
101-1105-42139-000000	APPLICATION FEE	3,100		3,100	7,780	(4,680)	1,808	5,972	58.33%	250.98%
101-1105-42140-000000	CERTIFIED VITALS	185,000		185,000	54,852	130,148	107,917	(53,065)	58.33%	29.65%
101-1105-42141-000000	LICENSE ADVERTISING	13,750		13,750	3,003	10,747	8,021	(5,018)	58.33%	21.84%
101-1105-42142-000000	PROBATE ADVERTISING	21,000		21,000	12,350	8,650	12,250	100	58.33%	58.81%
101-1105-42143-000000	ZONE CHANGES	16,000		16,000	2,972	13,028	9,333	(6,361)	58.33%	18.58%
101-1105-42144-000000	ABONDONMENTS	0		0	1,000	(1,000)	0	1,000	58.33%	0.00%
101-1105-42145-000000	RI REAL ESTATE TAX ACCT	1,500,000		1,500,000	1,013,966	486,034	875,000	138,966	58.33%	67.60%
101-1105-42146-000000	VIOLATIONS	0		0	0	0	0	0	58.33%	0.00%
101-1105-49110-000000	CASH OVERAGES	0		0	0	0	0	0	58.33%	0.00%
101-1105-49120-000000	CASH SHORTAGES	0		0	0	0	0	0	58.33%	0.00%
1105	**City Clerk**	**2,940,960**	**0**	**2,940,960**	**1,743,672**	**1,197,288**	**1,715,560**	**28,112**	**58.33%**	**59.29%**
1107 MUNICIPAL COURT										
101-1107-42150-000000	TRAFFIC FINES	750,000		750,000	297,325	452,675	437,500	(140,175)	58.33%	39.64%
101-1107-42151-000000	BUILDING CODE FINES	0		0	78	(78)	0	78	58.33%	0.00%
101-1107-42152-000000	ALL OTHER FINES	17,000		17,000	2,732	14,268	9,917	(7,185)	58.33%	16.07%
1107	**Municipal Court**	**767,000**	**0**	**767,000**	**300,135**	**466,865**	**447,417**	**(147,281)**	**58.33%**	**39.13%**
1108 BOARD OF CANVASSERS										
101-1108-49130-000000	PROGRAM/OTHER INCOME	250		250	252	(2)	146	106	58.33%	100.88%
1108	**BOARD OF CANVASSERS**	**250**	**0**	**250**	**252**	**(2)**	**146**	**106**	**58.33%**	**100.88%**
1109 CITY PLANNING COMMISSION										
101-1109-42155-000000	CITY PLANNING	125,000		125,000	12,940	112,060	72,917	(59,977)	58.33%	10.35%
101-1109-49130-000000	OTHER REVENUE	0		0	0	0	0	0	0.00%	0.00%
101-1109-49400-000000	FEDERAL/STATE GRANTS	0		0	0	0	0	0	0.00%	0.00%
1109	**CITY PLANNING COMMISSION**	**125,000**	**0**	**125,000**	**12,940**	**112,060**	**72,917**	**(59,977)**	**58.33%**	**10.35%**
1110 DEPT. OF ECONOMIC DEV.										
101-1110-49400-000000	FEDERAL/STATE GRANTS	0		0	0	0	0	0	0.00%	0.00%
1110	**DEPT. OF ECONOMIC DEV.**	**0**	**0**	**0**	**0**	**0**	**0**	**0**	**0.00%**	**0.00%**
1111 DEPARTMENT OF INSPECTIONS										
101-1111-42160-000000	BUILDING PERMITS	1,600,000		1,600,000	770,752	829,248	933,333	(162,581)	58.33%	48.17%
101-1111-42161-000000	PLUMBING PERMITS	360,000		360,000	248,355	111,645	210,000	38,355	58.33%	68.99%
101-1111-42162-000000	ELECT INSPEC LIC	215,000		215,000	169,845	45,155	125,417	44,429	58.33%	79.00%
101-1111-42163-000000	SIGNS - FEES ORD #86-16	0		0	0	0	0	0	0.00%	0.00%
101-1111-42164-000000	INSPECTIONS - PHOTO COPIES	600		600	0	600	350	(350)	58.33%	0.00%
101-1111-42165-000000	ZONING PERM. SIGN PERMIT FEE	30,000		30,000	10,437	19,563	17,500	(7,063)	58.33%	34.79%
101-1111-42166-000000	CERTIFICATE OF OCCUPANCY	9,000		9,000	6,075	2,925	5,250	825	58.33%	67.50%
101-1111-42167-000000	BLDG PERMIT-RADON SURCHARG	2,000		2,000	1,751	249	1,167	585	58.33%	87.56%
101-1111-42168-000000	AMERICAN DISABILITIES ACT	105,000		105,000	97,652	7,348	61,250	36,402	58.33%	93.00%

FY 25 3rd QUARTER ACTUAL VS PROJECTED REVENUES-Cash Basis

For the period ending: January 31, 2025

Fund Account	Acc. Description	Approved Council Budget	Transfers To (From)	Adjusted Budget	Actuals	Remaining Uncollected Balance	Projected Rev. Through January 31, 2025	Over (Under) Projected Budget	Projected % of Budget	Actuals % of Budget
101-1111-42169-000000	BUILDING BOARD OF APPEALS	75		75	400	(325)	44	356	58.33%	533.33%
101-1111-42170-000000	RESEARCH FEE	0		0	0	0	0	0	58.33%	0.00%
101-1111-42171-000000	INSPECTION FEE	1,600		1,600	375	1,225	933	(558)	58.33%	23.44%
101-1111-42172-000000	ADMINISTRATIVE PENALTIES	40,000		40,000	4,744	35,256	23,333	(18,589)	58.33%	11.86%
101-1111-42173-000000	ZONING CERTIFICATES	9,000		9,000	4,550	4,450	5,250	(700)	58.33%	50.56%
101-1111-42175-000000	ZONING & ABANDONMENTS	25,000		25,000	9,350	15,650	14,583	(5,233)	58.33%	37.40%
101-1111-42176-000000	SOLAR PERMITS	200,000		200,000	62,452	137,548	116,667	(54,214)	58.33%	31.23%
1111	**DEPARTMENT OF INSPECTIONS**	**2,597,275**	**0**	**2,597,275**	**1,386,740**	**1,210,535**	**1,515,077**	**(128,337)**	**58.33%**	**53.39%**
1112 FINANCE										
101-1112-49130-000000	OTHER REVENUE	15,750		15,750	40	15,710	9,188	(9,148)	58.33%	0.25%
101-1112-49140-000000	INTEREST INCOME	3,185,000		3,185,000	1,965,502	1,219,498	1,857,917	107,585	58.33%	61.71%
1112	**FINANCE**	**3,200,750**	**0**	**3,200,750**	**1,965,542**	**1,235,208**	**1,867,104**	**98,438**	**58.33%**	**61.41%**
1114 DIVISION OF ASSESSMENTS										
101-1114-42180-000000	RADIUS MAPS - ASSESSORS	10,000		10,000	7,925	2,075	5,833	2,092	58.33%	79.25%
101-1114-49130-000000	OTHER REVENUE	0		0	0	0	0	0	58.33%	0.00%
1114	**DIVISION OF ASSESSMENTS**	**10,000**	**0**	**10,000**	**7,925**	**2,075**	**5,833**	**2,092**	**58.33%**	**79.25%**
1115 DIV. OF CONTRACTS AND PURCH.										
101-1115-42185-000000	FORFEIT CKS - BID PROPOSALS	0		0	0	0	0	0	58.33%	0.00%
101-1115-42186-000000	SCRAP SALES	50,000		50,000	600	49,400	29,167	(28,567)	58.33%	1.20%
101-1115-49130-000000	OTHER REVENUE	0		0	0	0	0	0	58.33%	0.00%
1115	**DIV. OF CONTRACTS AND PURCH**	**50,000**	**0**	**50,000**	**600**	**49,400**	**29,167**	**(28,567)**	**58.33%**	**1.20%**
1116 DEPT.-INFORMATION TECHNOLOGY										
101-1116-42190-000000	GIS REVENUES	0		0	0	0	0	0	0.00%	0.00%
1116	**DEPT.-INFORMATION TECHNOLO**	**0**	**0**	**0**	**0**	**0**	**0**	**0**	**0.00%**	**0.00%**
1117 TREASURY AND COLLECTIONS										
101-1117-42195-000000	TREASURY AND TAX COLLECTION	66,000		66,000	32,255	33,745	38,500	(6,245)	58.33%	48.87%
101-1117-42196-000000	LEGAL FEES	185,000		185,000	13,230	171,770	107,917	(94,687)	58.33%	7.15%
101-1117-42197-000000	TAX SALE REDEMPTIONS	12,000		12,000	11,005	995	7,000	4,005	58.33%	91.71%
101-1117-49110-000000	CASH OVERAGE	1,000		1,000	(2,734)	3,734	583	(3,318)	58.33%	-273.44%
101-1117-49120-000000	CASH SHORTAGE	(1,000)		(1,000)	(3,209)	2,209	(583)	(2,626)	58.33%	320.91%
101-1117-49125-000000	NSF FEES	750		750	360	390	438	(78)	58.33%	48.00%
1117	**TREASURY AND COLLECTIONS**	**263,750**	**0**	**263,750**	**50,906**	**212,844**	**153,854**	**(102,948)**	**58.33%**	**19.30%**
1200 FIRE										
101-1200-43100-000000	GAS PETROLEUM PERMITS	10,000		10,000	225	9,775	5,833	(5,608)	58.33%	2.25%
101-1200-43101-000000	REMOVAL HAZARDOUS TANKS	1,000		1,000	225	775	583	(358)	58.33%	22.50%
101-1200-43102-000000	FIRE DETECTION NEW HOMES	45,000		45,000	23,000	22,000	26,250	(3,250)	58.33%	51.11%
101-1200-43103-000000	PLAN REVIEW APPLICATION-COM	100,000		100,000	57,186	42,814	58,333	(1,147)	58.33%	57.19%
101-1200-43104-000000	FIRE INSP - AUTO BODY SHOPS	200		200	0	200	117	(117)	58.33%	0.00%
101-1200-43105-000000	FIRE USES CHARGES	0		0	0	0	0	0	58.33%	0.00%
101-1200-43106-000000	FIRE INSPECTION - FIREWORKS	0		0	0	0	0	0	58.33%	0.00%
101-1200-43107-000000	FIRE INSP - EMERGENCY PLANNI	1,500		1,500	0	1,500	875	(875)	58.33%	0.00%
101-1200-43108-000000	SMOKE/CO	50,000		50,000	17,310	32,690	29,167	(11,857)	58.33%	34.62%
101-1200-43900-000000	REIMBURSE FOR FALSE ALARMS	0		0	0	0	0	0	0.00%	0.00%
101-1200-49400-000000	FEDERAL/STATE GRANTS	1,075,000		1,075,000	791,323	283,677	627,083	164,240	58.33%	73.61%
101-1200-49410-000000	FEMA REIMBURSEMENT	0		0	0	0	0	0	58.33%	0.00%
1200	**1200 FIRE**	**1,282,700**	**0**	**1,282,700**	**889,269**	**393,431**	**748,242**	**141,027**	**58.33%**	**69.33%**

Fund Account	Acc. Description	Approved Council Budget	Transfers To (From)	Adjusted Budget	Actuals	Remaining Uncollected Balance	Projected Rev. Through January 31, 2025	Over (Under) Projected Budget	Projected % of Budget	Actuals % of Budget
1202 POLICE										
101-1202-43200-000000	POLICE - FINGERPRINTS	2,500		2,500	678	1,822	1,458	(780)	58.33%	27.12%
101-1202-43201-000000	PHOTOSTAT FEE POLICE DEPT	15,000		15,000	4,486	10,514	8,750	(4,264)	58.33%	29.90%
101-1202-43202-000000	POLICE DETAIL CARS	900,000		900,000	311,280	588,720	525,000	(213,720)	58.33%	34.59%
101-1202-43203-000000	APPLICATIONS-GAMES OF CHANC	500		500	255	245	292	(37)	58.33%	51.00%
101-1202-43204-000000	ADMIN FEE-OUTSIDE DETAILS	250,000		250,000	93,416	156,584	145,833	(52,417)	58.33%	37.37%
101-1202-43900-000000	REIMBURSE FOR FALSE ALARMS	55,000		55,000	17,925	37,075	32,083	(14,158)	58.33%	32.59%
101-1202-44500-000000	VIN VERIFICATION	515,000		515,000	320,184	194,816	300,417	19,767	58.33%	62.17%
101-1202-49130-000000	OTHER REVENUE	54,000		54,000	60,076	(6,076)	31,500	28,576	58.33%	111.25%
101-1202-49400-000000	FEDERAL/STATE GRANTS	250,000		250,000	204,603	45,397	145,833	58,769	58.33%	81.84%
101-1202-49403-000000	TRAINING CENTER RENTAL	0		0	0	0	0	0	0.00%	0.00%
1202	**POLICE**	**2,042,000**	**0**	**2,042,000**	**1,012,903**	**1,029,097**	**1,191,167**	**(178,264)**	**58.33%**	**49.60%**
1203 ANIMAL CONTROL OFFICERS										
101-1203-43300-000000	ANIMAL SHELTER IMPOUND FEES	2,500		2,500	2,523	(23)	1,458	1,065	58.33%	100.92%
1203	**ANIMAL CONTROL OFFICERS**	**2,500**	**0**	**2,500**	**2,523**	**(23)**	**1,458**	**1,065**	**58.33%**	**100.92%**
1300 DEPARTMENT OF PUBLIC WORKS										
101-1300-44101-000000	STREET OPENING PERMIT REVEN	75,000		75,000	48,500	26,500	43,750	4,750	58.33%	64.67%
101-1300-44200-000000	PUBLIC WORKS HIGHWAY MISC	0		0	0	0	0	0	0.00%	0.00%
101-1300-49410-000000	FEMA REIMBURSEMENT	0		0	0	0	0	0	0.00%	0.00%
1300	**1300 DEPARTMENT OF PUBLIC W**	**75,000**	**0**	**75,000**	**48,500**	**26,500**	**43,750**	**4,750**	**58.33%**	**64.67%**
1301 PUBLIC SAFETY										
101-1301-49130-000000	OTHER REVENUE	3,500		3,500	0	3,500	2,042	(2,042)	58.33%	0.00%
1301	**PUBLIC SAFETY**	**3,500**	**0**	**3,500**	**0**	**3,500**	**2,042**	**(2,042)**	**58.33%**	**0.00%**
1302 DIVISION OF HIGHWAY MAINTENANCE										
101-1302-44200-000000	PUBLIC WORKS HIGHWAY MISC	180,000		180,000	144,425	35,575	105,000	39,425	58.33%	80.24%
1302	**DIVISION OF HIGHWAY MAINTENA**	**180,000**	**0**	**180,000**	**144,425**	**35,575**	**105,000**	**39,425**	**58.33%**	**80.24%**
1303 DIVISION OF ENGINEERING										
101-1303-44300-000000	INSPECTION FEE SUB-DIVISIONS	6,500		6,500	12,000	(5,500)	3,792	8,208	58.33%	184.62%
1303	**1303 DIVISION OF ENGINEERING**	**6,500**	**0**	**6,500**	**12,000**	**(5,500)**	**3,792**	**8,208**	**58.33%**	**184.62%**
1305 CARE OF TREES										
101-1305-49400-000000	FEDERAL/STATE GRANTS	0		0	0	0	0	0	0.00%	0.00%
1305	**1305 CARE OF TREES**	**0**	**0**	**0**	**0**	**0**	**0**	**0**	**0.00%**	**0.00%**
1306 REFUSE REMOVAL & DISPOSAL										
101-1306-44401-000000	HAULER LICENSE FEES	3,500		3,500	2,450	1,050	2,042	408	58.33%	70.00%
101-1306-44402-000000	WASTE BAGS REVENUE	75,000		75,000	36,800	38,200	43,750	(6,950)	58.33%	49.07%
101-1306-44403-000000	SCHOOL REFUSE REVENUE	115,000		115,000	0	115,000	67,083	(67,083)	58.33%	0.00%
101-1306-44404-000000	RECYCLE REBATE REV.	0		0	0	0	0	0	58.33%	0.00%
101-1306-44405-000000	REFUSE MISCELL. REVENUES	1,000		1,000	525	475	583	(59)	58.33%	52.47%
101-1306-49400-000000	FEDERAL/STATE GRANTS	0		0	0	0	0	0	0.00%	0.00%
1306	**REFUSE REMOVAL & DISPOSAL**	**194,500**	**0**	**194,500**	**39,775**	**154,725**	**113,458**	**(73,684)**	**58.33%**	**20.45%**
1307 FLEET MANAGEMENT										

Fund Account	Acc. Description	Approved Council Budget	Transfers To (From)	Adjusted Budget	Actuals	Remaining Uncollected Balance	Projected Rev. Through January 31, 2025	Over (Under) Projected Budget	Projected % of Budget	Actuals % of Budget
101-1307-44500-000000	VIN VERIFICATION	0		0	0	0	0	0	0.00%	0.00%
1307	**FLEET MANAGEMENT**	**0**	**0**	**0**	**0**	**0**	**0**	**0**	**0.00%**	**0.00%**
1400 DEPT OF PARKS AND RECREATION										
101-1400-45000-000000	PARKS AND RECREATION RECEIP	450,000		450,000	157,306	292,694	262,500	(105,194)	58.33%	34.96%
1400	**DEPT OF PARKS AND RECREATIC**	**450,000**	**0**	**450,000**	**157,306**	**292,694**	**262,500**	**(105,194)**	**58.33%**	**34.96%**
1500 PUBLIC LIBRARIES										
101-1500-46100-000000	PUBLIC LIBRARIES	65,712		65,712	22,884	42,828	38,332	(15,448)	58.33%	34.83%
101-1500-46200-000000	STATE AID LIBRARIES	775,345		775,345	410,238	365,108	387,673	22,565	50.00%	52.91%
1500	**PUBLIC LIBRARIES**	**841,057**	**0**	**841,057**	**433,122**	**407,935**	**426,005**	**7,117**	**50.65%**	**51.50%**
1600 SENIOR SVS - ADMINISTRATION										
101-1600-47160-000000	SENIOR SERVICES ADMINISTRATI	39,500		39,500	7,391	32,109	23,042	(15,651)	58.33%	18.71%
1600	**Senior Services-Administration**	**39,500**	**0**	**39,500**	**7,391**	**32,109**	**23,042**	**(15,651)**	**58.33%**	**18.71%**
1601 SENIOR SERVICES - PROGRAMS										
101-1601-47100-000000	SENIOR SERVICES PROGRAMS	22,000		22,000	992	21,008	12,833	(11,842)	58.33%	59.95%
101-1601-47100-160101	SENIOR SERVICES PROGRAMS	0		0	1,452	(1,452)	0	1,452		
101-1601-47100-160102	SENIOR SERVICES PROGRAMS	0		0	246	(246)	0	246		
101-1601-47100-160103	SENIOR SERVICES PROGRAMS	0		0	2,357	(2,357)	0	2,357		
101-1601-47100-160106	SENIOR SERVICES PROGRAMS	0		0	463	(463)	0	463		
101-1601-47100-160108	SENIOR SERVICES PROGRAMS	0		0	0	0	0	0		
101-1601-47100-160109	SENIOR SERVICES PROGRAMS	0		0	598	(598)	0	598		
101-1601-47100-160111	SENIOR SERVICES PROGRAMS	0		0	0	0	0	0		
101-1601-47100-160112	SENIOR SERVICES PROGRAMS	0		0	1,608	(1,608)	0	1,608		
101-1601-47100-160113	SENIOR SERVICES PROGRAMS	0		0	305	(305)	0	305		
101-1601-47100-160114	SENIOR SERVICES PROGRAMS	0		0	130	(130)	0	130		
101-1601-47100-160116	SENIOR SERVICES PROGRAMS	0		0	396	(396)	0	396		
101-1601-47100-160117	SENIOR SERVICES PROGRAMS	0		0	2,148	(2,148)	0	2,148		
101-1601-47100-160118	SENIOR SERVICES PROGRAMS	0		0	491	(491)	0	491		
101-1601-47100-160120	SENIOR SERVICES PROGRAMS	0		0	1,137	(1,137)	0	1,137		
101-1601-47100-160121	SENIOR SERVICES PROGRAMS	0		0	866	(866)	0	866		
101-1601-47100-160122	SENIOR SERVICES PROGRAMS	0		0	0	0	0	0		
1601	**SENIOR SERVICES - PROGRAMS**	**22,000**	**0**	**22,000**	**13,188**	**8,812**	**12,833**	**355**	**58.33%**	**59.95%**
1602 SENIOR SVS - ADLT DAY CARE										
101-1602-47110-000000	SENIOR SERVICES ADULT DAY CA	310,000		310,000	2,738	307,262	180,833	(178,095)	58.33%	49.46%
101-1602-47110-160201	SENIOR SERVICES ADULT DAY CA	0		0	51,988	(51,988)	0	51,988		
101-1602-47110-160202	SENIOR SERVICES ADULT DAY CA	0		0	0	0	0	0		
101-1602-47110-160203	SENIOR SERVICES ADULT DAY CA	0		0	98,602	(98,602)	0	98,602		
1602	**SENIOR SVS - ADLT DAY CARE**	**310,000**	**0**	**310,000**	**153,328**	**156,672**	**180,833**	**(27,506)**	**58.33%**	**49.46%**
1603 SENIOR SVS - SOCIAL SERVICES										
101-1603-47120-000000	SENIOR SERVICES SOCIAL SERVI	75,500		75,500	20,093	55,407	44,042	(23,949)	58.33%	30.38%
101-1603-47120-160301	SENIOR SERVICES SOCIAL SERVI	0		0	2,843	(2,843)	0	2,843		
1603	**SENIOR SVS - SOCIAL SERVICES**	**75,500**	**0**	**75,500**	**22,936**	**52,564**	**44,042**	**(21,106)**	**58.33%**	**30.38%**
1604 SENIOR SERVICES - TRANSVAN										
101-1604-47130-000000	SENIOR SERVICES TRANSVAN	35,787		35,787	6,598	29,189	20,876	(14,278)	58.33%	31.73%

Fund	Account	Acc. Description	Approved Council Budget	Transfers To (From)	Adjusted Budget	Actuals	Remaining Uncollected Balance	Projected Rev. Through January 31, 2025	Over (Under) Projected Budget	Projected % of Budget	Actuals % of Budget
	101-1604-47130-160401	SENIOR SERVICES TRANSVAN	0		0	4,756	(4,756)	0	4,756		
	1604	**SENIOR SERVICES - TRANSVAN**	**35,787**	**0**	**35,787**	**11,354**	**24,433**	**20,876**	**(9,522)**	**58.33%**	**31.73%**
	1605 SENIOR SERVICES - NUTRITION										
	101-1605-47140-000000	SENIOR SERVICES NUTRITION	112,098		112,098	0	112,098	65,391	(65,391)	58.33%	54.87%
	101-1605-47140-160502	SENIOR SERVICES NUTRITION	0		0	30,063	(30,063)	0	30,063		
	101-1605-47140-160503	SENIOR SERVICES NUTRITION	0		0	14,372	(14,372)	0	14,372		
	101-1605-47140-160504	SENIOR SERVICES NUTRITION	0		0	0	0	0	0		
	101-1605-47140-160505	SENIOR SERVICES NUTRITION	0		0	0	0	0	0		
	101-1605-47140-160506	SENIOR SERVICES NUTRITION	0		0	268	(268)	0	268		
	101-1605-47140-160507	SENIOR SERVICES NUTRITION	0		0	14,550	(14,550)	0	14,550		
	101-1605-47140-160508	SENIOR SERVICES NUTRITION	0		0	2,258	(2,258)	0	2,258		
	1605	**Senior Services-Nutrition**	**112,098**	**0**	**112,098**	**61,510**	**50,588**	**65,391**	**(3,880)**	**58.33%**	**54.87%**
	1606 SENIOR SERVICES - RSVP										
	101-1606-47150-000000	SENIOR SERVICES RSVP	75,000		75,000	67,516	7,484	43,750	23,766	58.33%	90%
	1606	**SENIOR SERVICES - RSVP**	**75,000**	**0**	**75,000**	**67,516**	**7,484**	**43,750**	**23,766**	**58.33%**	**90%**
	1800 SCHOOL SYSTEM										
	101-1800-48500-000000	STATE OF RI-SCHOOL AID	75,642,250		75,642,250	43,867,457	31,774,793	44,124,646	(257,189)	58.33%	57.99%
	101-1800-48501-000000	SCHOOL MISCELLANEOUS	2,525,000		2,525,000	452,298	2,072,702	1,472,917	(1,020,618)	58.33%	17.91%
	101-1800-48502-000000	SCHOOL FEDERAL MEDICAID	2,575,000		2,575,000	143,573	2,431,427	1,502,083	(1,358,511)	58.33%	5.58%
	1800	**SCHOOL SYSTEM**	**80,742,250**	**0**	**80,742,250**	**44,463,328**	**36,278,922**	**47,099,646**	**(2,636,318)**	**58.33%**	**55.07%**
	1902 HARBOR MASTER										
	101-1902-49130-000000	PROGRAM/OTHER INCOME	6,000		6,000	4,570	1,430	4,500	70	75.00%	76.17%
	1902	**HARBOR MASTER**	**6,000**	**0**	**6,000**	**4,570**	**1,430**	**4,500**	**70**	**75.00%**	**76.17%**
	All		**323,650,414**	**0**	**323,650,414**	**226,989,677**	**96,660,737**	**222,201,889**	**4,787,788**	**68.65%**	**70.13%**
					242,908,164	**182,526,349**					
102	**BUDGET STABILIZATION FUND**										
	102-0000-46110-000000	TRANSFER FROM OTHER FUNDS	0	0	0	0	0	0	0	0.00%	0.00%
	102-0000-49140-000000	INTEREST INCOME	0	0	0	131,299	(131,299)	0	131,299	0.00%	0.00%
	102-0000-49140-100001	INTEREST INCOME-COVID COUNT	0	0	0	16,033	(16,033)	0	16,033	0.00%	0.00%
	102-0000-49400-100001	FEDERAL/STATE GRANTS	0	0	0	5,597,684	(5,597,684)	0	5,597,684	0.00%	0.00%
			0	**0**	**0**	**5,745,016**	**(5,745,016)**	**0**	**5,745,016**	**0.00%**	**0.00%**
103	**HOSPITAL STABILIZATION FUND**										
	103-0000-49130-000000	OTHER REVENUE	0	0	0	0	0	0	0	0.00%	0.00%
	103-0000-49140-000000	INTEREST INCOME	0	0	0	14	(14)	0	14	0.00%	0.00%
			0	**0**	**0**	**14**	**(14)**	**0**	**14**	**0.00%**	**0.00%**
104	**SNOW AND ICE INSURANCE FUND**										
	104-0000-49140-000000	INTEREST INCOME	0		0	7,111	(7,111)	0	7,111	0.00%	0.00%
			0	**0**	**0**	**7,111**	**(7,111)**	**0**	**7,111**	**0.00%**	**0.00%**
105	**PUBLIC FACILITES MGMT. FOUND.**										
	105-0000-49140-000000	INTEREST INCOME	0		0	413	(413)	0	413	0.00%	0.00%
			0	**0**	**0**	**413**	**(413)**	**0**	**413**	**0.00%**	**0.00%**

FY 25 3rd QUARTER ACTUAL VS PROJECTED REVENUES-Cash Basis

For the period ending: January 31, 2025

Fund Account	Acc. Description	Approved Council Budget	Transfers To (From)	Adjusted Budget	Actuals	Remaining Uncollected Balance	Projected Rev. Through January 31, 2025	Over (Under) Projected Budget	Projected % of Budget	Actuals % of Budget
106 JUVENILE HEARING BOARD										
106-0000-49140-000000	INTEREST INCOME	0		0	164	(164)	0	164	0.00%	0.00%
		0	**0**	**0**	**164**	**(164)**	**0**	**164**	**0.00%**	**0.00%**
107 LIBRARY RESERVE										
107-0000-42157-150001	FEDERAL GRANT	0	0	0	0	0	0	0	0.00%	0.00%
107-0000-49130-000000	OTHER REVENUE	0	0	0	0	0	0	0	0.00%	0.00%
107-0000-49140-000000	INTEREST INCOME	0	0	0	280	(280)	0	280	0.00%	0.00%
107-0000-49500-000000	TRANSFER FROM OTHER FUNDS	0	0	0	0	0	0	0	0.00%	0.00%
		0	**0**	**0**	**280**	**(280)**	**0**	**280**	**0.00%**	**0.00%**
110 NON-PUBLIC SAFETY GRANT										
110-0000-49400-000000	FEDERAL/STATE GRANTS-PLANNI	0	0	0	77,130	(77,130)	0	77,130	0.00%	0.00%
110-1116-49400-000000	FEDERAL/STATE GRANTS-IT	0	0	0	4,151	(4,151)	0	4,151	0.00%	0.00%
		0	**0**	**0**	**81,281**	**(81,281)**	**0**	**81,281**	**0.00%**	**0.00%**
380 ICE RINK FUND										
380-3800-49130-000000	OTHER REVENUE	700,000	0	700,000	419,422	280,578	0	419,422	0.00%	59.92%
380-3800-49140-000000	INTEREST INCOME	24,000	0	24,000	13,954	10,046	0	13,954	0.00%	58.14%
380-3800-49400-100000	FEDERAL/STATE GRANTS	0	0	0	0	0	0	0	0.00%	0.00%
		724,000	**0**	**724,000**	**433,376**	**290,624**	**0**	**433,376**	**0.00%**	**59.86%**
402 FIRE-GRANTS/DONATIONS										
402-4020-49130-000000	OTHER REVENUE	0	0	0	8,985	(8,985)	0	8,985	0.00%	0.00%
402-4020-49140-000000	INTEREST INCOME	0	0	0	1,961	(1,961)	0	1,961	0.00%	0.00%
402-4020-49400-000000	FEDERAL/STATE GRANTS	0	0	0	31,383	(31,383)	0	31,383	0.00%	0.00%
		0	**0**	**0**	**42,329**	**(42,329)**	**0**	**42,329**	**0.00%**	**0.00%**
GASB 54 Total		**324,374,414**	**0**	**324,374,414**	**232,866,285**	**91,156,033**	**222,201,889**	**11,016,492**	**68.50%**	**71.79%**
					5,876,608					
Reportable Government Services					**188,402,957**					
404 SPECIAL FIRE DUTY										
404-4040-49130-000000	OTHER REVENUE	0	0	0	27,393	(27,393)	0	27,393	0.00%	0.00%
404-4040-49140-000000	INTEREST INCOME	0	0	0	93	(93)	0	93	0.00%	0.00%
		0	**0**	**0**	**27,486**	**(27,486)**	**0**	**27,486**	**0.00%**	**0.00%**
457 SPECIAL POLICE DUTY										
457-4570-49130-000000	OTHER REVENUE	0	0	0	1,890,786	(1,890,786)	0	1,890,786	0.00%	0.00%
457-4570-49140-000000	INTEREST INCOME	0	0	0	33,700	(33,700)	0	33,700	0.00%	0.00%
		0	**0**	**0**	**1,924,486**	**(1,924,486)**	**0**	**1,924,486**	**0.00%**	**0.00%**

City of Cranston 2/20/25 1:42 PM

FY 25 3rd QUARTER ACTUAL VS PROJECTED REVENUES-Cash Basis

For the period ending: January 31, 2025

Fund	Account	Acc. Description	Approved Council Budget	Transfers To (From)	Adjusted Budget	Actuals	Remaining Uncollected Balance	Projected Rev. Through January 31, 2025	Over (Under) Projected Budget	Projected % of Budget	Actuals % of Budget
700	**7000 CDBG**										
	700-7000-42156-000000	CDBG-PROGRAM INCOME	160,000		160,000	139,310	20,690	93,333	45,977	58.33%	87.07%
	700-7000-42157-000000	CDBG - FEDERAL AWARD	1,277,152		1,277,152	322,507	954,645	745,005	(422,498)	58.33%	25.25%
	700-7000-42157-100000	CDBG - FEDERAL AWARD COVID	0		0	1,631	(1,631)	0	1,631	58.33%	0.00%
	7000	**CDBG**	**1,437,152**	**0**	**1,437,152**	**463,448**	**973,704**	**838,339**	**(374,891)**	**58.33%**	**32.25%**
						(199,198)					
						264,250					
	Total Reportable Government Services		**1,437,152**	**0**	**1,437,152**	**2,216,222**	**(978,268)**	**838,339**	**1,577,082**	**58.33%**	**154.21%**
	Grand Total		**325,811,566**	**0**	**325,811,566**	**235,082,507**	**90,177,765**	**223,040,227**	**12,593,573**	**68.46%**	**72.15%**
						190,619,179					
701	**7010 WIA-JOB DEVELOPMENT**										
	701-7010-49130-000000	OTHER REVENUE	418,824		418,824	144,037	274,787	244,314	(100,277)	58.33%	34.39%
	701-7010-49140-000000	INTEREST INCOME	0		0	227	(227)	0	227	58.33%	0.00%
	7010	**WIA-JOB DEVELOPMENT**	**418,824**	**0**	**418,824**	**144,264**	**274,560**	**244,314**	**(100,050)**	**58.33%**	**34.44%**
750	**7500 CLAIMS COMMITTEE**										
	750-7500-49140-000000	INTEREST INCOME	0		0	17,968	(17,968)	0	17,968	58.33%	0.00%
	750-7500-49500-000000	TRANSFERS FROM OTHER FUNDS	0		0	0	0	0	0	58.33%	0.00%
	750-7500-49531-000000	CLAIMS INCOME	0		0	4,730	(4,730)	0	4,730	58.33%	0.00%
	750-7500-49532-000000	CONTRIBUTION - GENERAL FUND	1,000,000		1,000,000	500,000	500,000	500,000	0	50.00%	50.00%
	7500	**CLAIMS COMMITTEE**	**1,000,000**	**0**	**1,000,000**	**522,698**	**477,302**	**500,000**	**22,698**	**50.00%**	**52.27%**
800	**8000 SEWER ENTERPRISE FUND**										
	800-8000-41400-000000	PRE-TREATMENT CHARGES	667,000		667,000	768,924	(101,924)	667,000	101,924	100.00%	115.28%
	800-8000-41401-000000	INTEREST - PRETREATMENT	0		0	0	0	0	0	58.33%	0.00%
	800-8000-41404-000000	SEWER SYSTEM CONNECTION FE	10,000		10,000	147,969	(137,969)	5,833	142,136	58.33%	1479.69%
	800-8000-41405-000000	PASTORE COMPLEX SEWER FEE	1,049,000		1,049,000	0	1,049,000	611,917	(611,917)	58.33%	0.00%
	800-8000-41406-000000	BIOSOLIDS MANAGEMENT REVEN	900,000		900,000	120,763	779,237	525,000	(404,237)	58.33%	13.42%
	800-8000-41407-000000	USFOS FGR LOAN REPAYMENT	123,387		123,387	71,976	51,411	71,976	(0)	58.33%	58.33%
	800-8000-41408-000000	FPL EFFLUENT	1,100,000		1,100,000	588,368	511,632	641,667	(53,299)	58.33%	53.49%
	800-8000-41409-000000	GREASE DISPOSAL FEES	50,000		50,000	96,313	(46,313)	29,167	67,146	58.33%	192.63%
	800-8000-41460-000000	SEWER REVENUE	18,063,906		18,063,906	18,221,141	(157,235)	18,063,906	157,235	100.00%	100.87%
	800-8000-41810-000000	INTEREST & PENAL ON SEW ASSN	200,000		200,000	152,614	47,386	116,667	35,947	58.33%	76.31%
	800-8000-49140-000000	INTEREST INCOME	700,000		700,000	862,408	(162,408)	4,738	857,671	58.33%	123.20%
	800-8000-49410-120001	FEMA REIMBURSEMENT	0		0	0	0	0	0	0.00%	0.00%
	3402	**Sewer**	**22,863,293**	**0**	**22,863,293**	**21,030,475**	**1,832,818**	**20,737,869**	**292,606**	**90.70%**	**91.98%**
		GRAND TOTAL	**350,093,683**	**0**	**350,093,683**	**249,583,938**	**100,509,745**	**244,522,411**	**5,061,527**	**69.84%**	**71.29%**

FY 25 3rd QUARTER ACTUAL VS PROJECTED EXPENDITURES-Cash Basis

For the period ending: January 31, 2025

Fund	Dept.	Acc. Description	Approved Council Budget	Transfers To (From)	Available Balance	Encumb.	Actual	Un-Encumb. Balance	Projected Exp. Through January 31, 2025	Over (Under) Projected Budget	Projected % of Budget	Actual w/encum % of Budget
101	**1101 EXECUTIVE**											
	101-1101-51100-000000	SALARY SCHEDULE	422,333	(2,500)	419,833	0	244,231	175,603	242,211	2,019	57.69%	58.17%
	101-1101-51200-000000	PART-TIME HELP	0		-	0	4,005	(4,005)	-	4,005	57.69%	0.00%
	101-1101-51300-000000	PAYROLL TAXES	32,732		32,732	0	18,705	14,027	18,884	(179)	57.69%	57.15%
	101-1101-51301-000000	PENSION CONTRIBUTION	31,923		31,923	0	19,861	12,062	18,417	1,444	57.69%	62.21%
	101-1101-51302-000000	HOSPITALIZATION	71,125		71,125	0	39,442	31,683	41,034	(1,592)	57.69%	55.45%
	101-1101-51303-000000	HOSPITALIZATION BUYBA(	2,535		2,535	0	2,535	0	2,535	(0)	100.00%	99.98%
	101-1101-51304-000000	GROUP LIFE INSURANCE	1,152		1,152	0	576	576	672	(96)	58.33%	50.00%
	101-1101-52000-000000	OFFICE SUPPLIES AND EX	10,500		10,500	0	8,478	2,022	6,125	2,353	58.33%	80.74%
	101-1101-52001-000000	PRINTING AND DUPLICATI	2,000		2,000	0	1,261	739	1,167	94	58.33%	63.05%
	101-1101-52110-000000	CONTINGENCY	0		-	0	0	-	-	-	58.33%	0.00%
	101-1101-52111-000000	DUES	0		-	0	0	-	-	-	58.33%	0.00%
	101-1101-52112-000000	DUES-RI LG OF CITIES ANI	40,131		40,131	0	40,131	-	40,131	-	100.00%	100.00%
	101-1101-52113-000000	ORDERS OF MAYOR	6,500	2,500	9,000	0	17,352	(8,352)	5,250	12,102	58.33%	192.80%
	101-1101-52114-000000	PUBLIC OBSERVANCES &	2,000		2,000	0	2,566	(566)	1,167	1,399	58.33%	128.28%
		_Total_1101 EXECUTIVE	**622,931**	**-**	**622,931**	**-**	**399,141**	**223,790**	**377,592**	**21,549**	**60.62%**	**64.07%**
	1102 CITY COUNCIL											
	101-1102-51100-000000	SALARY SCHEDULE	56,000		56,000	0	31,339	24,661	32,308	(969)	57.69%	55.96%
	101-1102-51300-000000	PAYROLL TAXES	6,212		6,212	0	3,700	2,512	3,584	117	57.69%	59.57%
	101-1102-51301-000000	PENSION CONTRIBUTION	604		604	0	335	269	348	(13)	57.69%	55.50%
	101-1102-51302-000000	HOSPITALIZATION	0		-	0	0	-	-	-	0.00%	0.00%
	101-1102-51304-000000	GROUP LIFE INSURANCE	0		-	0	0	-	-	-	0.00%	0.00%
	101-1102-52001-000000	PRINTING AND DUPLICATI	1,000		1,000	0	0	1,000	583	(583)	58.33%	0.00%
	101-1102-52004-000000	DEPARTMENTAL EXPENSE	29,000		29,000	367	36,808	(8,175)	16,917	20,258	58.33%	128.19%
	101-1102-52005-000000	AUDIT OF CITY BOOKS	95,000		95,000	0	46,390	48,610	55,417	(9,027)	58.33%	48.83%
	101-1102-52007-000000	ADVERTISING	12,000		12,000	9,496	2,504	-	7,000	5,000	58.33%	100.00%
	101-1102-52210-000000	CITY CODE	5,000		5,000	1,012	3,988	-	2,917	2,083	58.33%	100.00%
	101-1102-52211-000000	COUNCIL'S AUDITOR	29,720		29,720	0	17,337	12,383	17,337	(0)	58.33%	58.33%
	101-1102-52212-000000	COUNCIL'S LEGAL COUNS	42,000		42,000	0	21,000	21,000	24,500	(3,500)	58.33%	50.00%
	101-1102-52213-000000	STENOGRADHIC	14,000		14,000	7,075	6,925	-	8,167	5,833	58.33%	100.00%
	101-1102-52214-000000	ORDERS OF THE COUNCIL	2,100		2,100	0	118	1,982	1,225	(1,107)	58.33%	5.60%
	101-1102-52216-000000	GRANT WRITER	48,000		48,000	0	28,000	20,000	28,000	-	58.33%	58.33%
	101-1102-52217-000000	VIDEO STREAMING	32,000		32,000	0	17,500	14,500	18,667	(1,167)	58.33%	54.69%
	101-1102-52218-000000	COUNCIL CONTINGENCY	0		-	0	0	-	-	-	58.33%	0.00%
		_Total_1102 CITY COUNCII	**372,636**	**-**	**372,636**	**17,950**	**215,944**	**138,743**	**216,968**	**16,925**	**58.23%**	**62.77%**
	1103 DEPARTMENT OF LAW											
	101-1103-51200-000000	PART-TIME HELP	15,000		15,000	0	7,710	7,290	8,654	(944)	57.69%	51.40%
	101-1103-51300-000000	PAYROLL TAXES	1,150		1,150	0	590	560	663	(74)	57.69%	51.29%
	101-1103-52000-000000	OFFICE SUPPLIES AND EX	700		700	0	206	494	408	(202)	58.33%	29.49%
	101-1103-52310-000000	ADMINISTRATIVE LEGAL E	7,500		7,500	0	1,854	5,646	4,375	(2,521)	58.33%	24.72%
	101-1103-52311-000000	CITY SOLICITORS' FEES	214,000		214,000	0	119,498	94,502	124,833	(5,335)	58.33%	55.84%
	101-1103-52313-000000	OUTSIDE LEGAL SERVICE:	350,000		350,000	0	174,952	175,048	204,167	(29,215)	58.33%	49.99%
	101-1103-52314-000000	SETTLEMENTS	0		-	0	0	-	-	-	58.33%	0.00%
		_Total_1103 DEPARTMENT	**588,350**	**-**	**588,350**	**0**	**304,809**	**283,541**	**343,101**	**(38,291)**	**58.32%**	**51.81%**
	1104 DEPARTMENT OF PERSONNEL											
	101-1104-51100-000000	SALARY SCHEDULE	135,329		135,329	0	78,033	57,296	78,074	(42)	57.69%	57.66%
	101-1104-51200-000000	PART-TIME HELP	30,000		30,000	0	22,317	7,683	17,308	5,009	57.69%	74.39%
	101-1104-51300-000000	PAYROLL TAXES	10,756		10,756	0	7,933	2,823	6,205	1,728	57.69%	73.75%
	101-1104-51301-000000	PENSION CONTRIBUTION	13,614		13,614	0	8,334	5,280	7,854	480	57.69%	61.22%
	101-1104-51302-000000	HOSPITALIZATION	13,712		13,712	0	7,427	6,285	7,911	(484)	57.69%	54.16%

FY 25 3rd QUARTER ACTUAL VS PROJECTED EXPENDITURES-Cash Basis
For the period ending: January 31, 2025

Fund	Dept.	Acc. Description	Approved Council Budget	Transfers To (From)	Available Balance	Encumb.	Actual	Un-Encumb. Balance	Projected Exp. Through January 31, 2025	Over (Under) Projected Budget	Projected % of Budget	Actual w/encum % of Budget
101-1104-51303-000000		HOSPITALIZATION BUYBA(	5,301		5,301	0	5,069	232	5,301	(232)	100.00%	95.62%
101-1104-51304-000000		GROUP LIFE INSURANCE	384		384	0	192	192	222	(30)	57.69%	50.00%
101-1104-52000-000000		OFFICE SUPPLIES AND EX	300		300	0	41	259	175	(134)	58.33%	13.80%
101-1104-52004-000000		DEPARTMENTAL EXPENSE	1,000		1,000	0	2,725	(1,725)	583	2,142	58.33%	272.50%
101-1104-52410-000000		DRUG AND ALCOHOL TES	5,500		5,500	0	2,517	2,983	3,208	(691)	58.33%	45.77%
101-1104-52411-000000		EMPLOYEE ASSISTANCE F	5,000		5,000	0	0	5,000	2,917	(2,917)	58.33%	0.00%
		_Total_1104 DEPARTMENT	**220,896**	**-**	**220,896**	**0**	**134,588**	**86,308**	**129,758**	**4,830**	**58.74%**	**60.93%**
1105 CITY CLERK												
101-1105-51100-000000		SALARY SCHEDULE	350,708		350,708	0	201,599	149,109	202,332	(733)	57.69%	57.48%
101-1105-51101-000000		OVERTIME	5,000		5,000	0	2,322	2,678	2,885	(563)	57.69%	46.43%
101-1105-51104-000000		DIFFERENTIAL	0		-	0	0	-	-	-	57.69%	0.00%
101-1105-51107-000000		EXTRA VACATION AFTER	2,821		2,821	0	1,526	1,295	2,821	(1,295)	100.00%	54.09%
101-1105-51203-000000		CLERICAL ASSISTANCE	40,000		40,000	0	21,694	18,306	23,077	(1,383)	57.69%	54.23%
101-1105-51300-000000		PAYROLL TAXES	27,800		27,800	0	17,327	10,473	16,038	1,289	57.69%	62.33%
101-1105-51301-000000		PENSION CONTRIBUTION	48,834		48,834	0	29,026	19,808	28,173	852	57.69%	59.44%
101-1105-51302-000000		HOSPITALIZATION	46,837		46,837	0	25,369	21,468	27,021	(1,653)	57.69%	54.16%
101-1105-51303-000000		HOSPITALIZATION BUYBA(	5,200		5,200	0	5,200	-	5,200	-	100.00%	100.00%
101-1105-51304-000000		GROUP LIFE INSURANCE	1,152		1,152	0	576	576	672	(96)	58.33%	50.00%
101-1105-52004-000000		DEPARTMENTAL EXPENSE	17,647		17,647	2,620	11,624	3,402	10,294	3,951	58.33%	80.72%
101-1105-52251-000000		DOG LICENSES & CENSUS	800		800	0	0	800	467	(467)	58.33%	0.00%
101-1105-52252-000000		LICENSE ADVERTISING	3,000		3,000	4	2,996	-	1,750	1,250	58.33%	100.00%
101-1105-52253-000000		PHOTOSTATIC OPERATIOI	5,000		5,000	0	2,429	2,571	2,917	(488)	58.33%	48.58%
101-1105-52254-000000		PROBATE ADVERTISING	14,000		14,000	11,533	2,467	-	8,167	5,833	58.33%	100.00%
101-1105-52255-000000		RI CERTIFIED VITALS	0		-	0	24,605	(24,605)	-	24,605	58.33%	0.00%
101-1105-52256-000000		RI FISH & GAME LICENSES	0		-	0	0	-	-	-	58.33%	0.00%
101-1105-52257-000000		RI MARRIAGE LICENSES	0		-	0	0	-	-	-	58.33%	0.00%
101-1105-52258-000000		RI-REAL ESTATE TAX	0		-	0	871,119	(871,119)	-	871,119	58.33%	0.00%
101-1105-52259-000000		ZONE CHANGE	1,000		1,000	1,000	3,545	(3,545)	583	3,961	58.33%	454.45%
101-1105-52260-000000		MUNICIPAL CODE RECODI	25,000		25,000	0	25,000	-	14,583	10,417	58.33%	100.00%
		_Total_1105 CITY CLERK	**594,799**	**-**	**594,799**	**15,158**	**1,248,422**	**(668,781)**	**346,980**	**916,600**	**58.34%**	**212.44%**
1106 PROBATE COURT												
101-1106-51100-000000		SALARY SCHEDULE	17,500		17,500	0	10,096	7,404	10,096	0	57.69%	57.69%
101-1106-51300-000000		PAYROLL TAXES	1,339		1,339	0	772	567	773	(0)	57.69%	57.68%
101-1106-52004-000000		DEPARTMENTAL EXPENSE	0		-	0	0	-	-	-	0.00%	0.00%
		_Total_1106 PROBATE CO	**18,839**	**-**	**18,839**	**0**	**10,869**	**7,970**	**10,869**	**(0)**	**57.69%**	**57.69%**
1107 MUNICIPAL COUR												
101-1107-51100-000000		SALARY SCHEDULE	137,193		137,193	0	77,323	59,870	79,150	(1,827)	57.69%	56.36%
101-1107-51101-000000		OVERTIME	0		-	0	0	-	-	-	57.69%	0.00%
101-1107-51104-000000		DIFFERENTIAL	7,500		7,500	0	9,807	(2,307)	-	9,807	0.00%	130.77%
101-1107-51200-000000		PART-TIME HELP	40,000		40,000	0	24,488	15,513	23,077	1,411	57.69%	61.22%
101-1107-51300-000000		PAYROLL TAXES	10,572		10,572	0	8,394	2,178	6,099	2,295	57.69%	79.40%
101-1107-51301-000000		PENSION CONTRIBUTION	13,341		13,341	0	8,105	5,236	7,697	409	57.69%	60.75%
101-1107-51302-000000		HOSPITALIZATION	21,547		21,547	0	11,670	9,877	12,431	(761)	57.69%	54.16%
101-1107-51303-000000		HOSPITALIZATION BUYBA(	1,000		1,000	0	1,000	-	577	423	57.69%	100.00%
101-1107-51304-000000		GROUP LIFE INSURANCE	384		384	0	192	192	224	(32)	58.33%	50.00%
101-1107-52000-000000		OFFICE SUPPLIES AND EX	2,100		2,100	0	485	1,615	1,225	(740)	58.33%	23.12%
101-1107-52004-000000		DEPARTMENTAL EXPENSE	45,000		45,000	0	27,186	17,814	26,250	936	58.33%	60.41%
101-1107-52510-000000		ADVANCED PAYMENT ST.	45,000		45,000	0	28,384	16,616	26,250	2,134	58.33%	63.08%
		_Total_1107 MUNICIPAL C	**323,637**	**-**	**323,637**	**0**	**197,035**	**126,602**	**182,980**	**14,055**	**56.54%**	**60.88%**

FY 25 3rd QUARTER ACTUAL VS PROJECTED EXPENDITURES-Cash Basis
For the period ending: January 31, 2025

Fund	Dept.	Acc. Description	Approved Council Budget	Transfers To (From)	Available Balance	Encumb.	Actual	Un-Encumb. Balance	Projected Exp. Through January 31, 2025	Over (Under) Projected Budget	Projected % of Budget	Actual w/encum % of Budget
1108 BOARD OF CANVASSERS												
101-1108-51100-000000		SALARY SCHEDULE	241,317		241,317	0	139,103	102,214	139,221	(119)	57.69%	57.64%
101-1108-51101-000000		OVERTIME	15,000		15,000	0	10,364	4,636	8,654	1,710	57.69%	69.09%
101-1108-51200-000000		PART-TIME HELP	0		-	0	0	-	-	-	57.69%	0.00%
101-1108-51300-000000		PAYROLL TAXES	18,673		18,673	0	15,545	3,128	10,773	4,772	57.69%	83.25%
101-1108-51301-000000		PENSION CONTRIBUTION	34,500		34,500	0	21,174	13,326	19,904	1,270	57.69%	61.37%
101-1108-51302-000000		HOSPITALIZATION	72,297		72,297	0	35,577	36,720	41,710	(6,132)	57.69%	49.21%
101-1108-51303-000000		HOSPITALIZATION BUYBA(	2,767		2,767	0	2,767	0	2,767	(0)	100.00%	99.99%
101-1108-51304-000000		GROUP LIFE INSURANCE	768		768	0	384	384	448	(64)	58.33%	50.00%
101-1108-52000-000000		OFFICE SUPPLIES AND EX	1,000		1,000	0	789	211	583	206	58.33%	78.93%
101-1108-52014-000000		MAINTENANCE CONTRACT	175		175	200	0	(25)	102	98	58.33%	114.23%
101-1108-52015-000000		EDUCATION PROGRAM	400		400	0	270	130	233	37	58.33%	67.50%
101-1108-52610-000000		ELECTIONS	225,000		225,000	1,395	229,485	(5,880)	112,500	118,380	50.00%	102.61%
101-1108-52611-000000		DIRECTION OF ELECTIONS	6,000		6,000	0	0	6,000	3,000	(3,000)	50.00%	0.00%
		_Total_1108 BOARD OF CA	**617,897**	**-**	**617,897**	**1,595**	**455,457**	**160,845**	**339,895**	**117,157**	**55.01%**	**73.97%**
1109 CITY PLANNING COMMISSION												
101-1109-51100-000000		SALARY SCHEDULE	359,519		359,519	0	194,781	164,738	207,415	(12,633)	57.69%	54.18%
101-1109-51101-000000		OVERTIME	5,000		5,000	0	0	5,000	2,885	(2,885)	57.69%	0.00%
101-1109-51107-000000		EXTRA VACATION AFTER	0		-	0	0	-	-	-	0.00%	0.00%
101-1109-51200-000000		PART-TIME HELP	5,000		5,000	0	2,927	2,073	2,885	42	57.69%	58.54%
101-1109-51300-000000		PAYROLL TAXES	27,516		27,516	0	16,728	10,788	15,875	853	57.69%	60.79%
101-1109-51301-000000		PENSION CONTRIBUTION	39,750		39,750	0	21,314	18,436	22,933	(1,619)	57.69%	53.62%
101-1109-51302-000000		HOSPITALIZATION	99,426		99,426	0	32,492	66,934	57,361	(24,869)	57.69%	32.68%
101-1109-51303-000000		HOSPITALIZATION BUYBA(	0		-	0	0	-	-	-	0.00%	0.00%
101-1109-51304-000000		GROUP LIFE INSURANCE	960		960	0	432	528	560	(128)	58.33%	45.00%
101-1109-52001-000000		PRINTING AND DUPLICATI	250		250	0	0	250	146	(146)	58.33%	0.00%
101-1109-52004-000000		DEPARTMENTAL EXPENSE	1,500		1,500	0	367	1,133	875	(508)	58.33%	24.45%
101-1109-52015-000000		EDUCATION PROGRAM	3,000		3,000	0	3,878	(878)	1,750	2,128	58.33%	129.27%
101-1109-52019-000000		FEDERAL GRANTS	0		-	0	0	-	-	-	58.33%	0.00%
101-1109-52710-000000		PUBLIC HEARINGS	1,250		1,250	0	952	298	729	222	58.33%	76.13%
101-1109-52711-000000		COMPREHENSIVE PLAN U	0		-	0	2,571	(2,571)	-	2,571	58.33%	0.00%
101-1109-52712-000000		FLOOD PLAIN MANAGEME	0		-	0	70	(70)	-	70	58.33%	0.00%
		_Total_1109 CITY PLANNIN	**543,171**	**-**	**543,171**	**0**	**276,511**	**266,660**	**313,413**	**(36,902)**	**57.70%**	**50.91%**
1110 DIV. OF ECONOMIC DEVELOPMENT												
101-1110-51100-000000		SALARY SCHEDULE	81,201		81,201	0	46,836	34,365	46,847	(11)	57.69%	57.68%
101-1110-51101-000000		OVERTIME	0		-	0	0	-	-	-	0.00%	0.00%
101-1110-51104-000000		DIFFERENTIAL	0		-	0	0	-	-	-	0.00%	0.00%
101-1110-51107-000000		EXTRA VACATION AFTER	0		-	0	0	-	-	-	0.00%	0.00%
101-1110-51300-000000		PAYROLL TAXES	6,212		6,212	0	3,250	2,962	3,584	(334)	57.69%	52.32%
101-1110-51301-000000		PENSION CONTRIBUTION	8,169		8,169	0	5,002	3,167	4,713	289	57.69%	61.23%
101-1110-51302-000000		HOSPITALIZATION	24,885		24,885	0	13,479	11,406	14,357	(878)	57.69%	54.16%
101-1110-51304-000000		GROUP LIFE INSURANCE	192		192	0	96	96	112	(16)	58.33%	50.00%
101-1110-52000-000000		OFFICE SUPPLIES AND EX	400		400	0	0	400	233	(233)	58.33%	0.00%
101-1110-52751-000000		CHAMBER OF COMMERCE	0		-	0	0	-	-	-	58.33%	0.00%
101-1110-52752-000000		MARKETING	1,000		1,000	0	240	760	583	(343)	58.33%	24.00%
101-1110-52753-000000		PROGRAM ACTIVITIES	500		500	0	200,000	(199,500)	292	199,708	58.33%	40000.00%
		_Total_1110 DIV. OF ECON	**122,559**	**-**	**122,559**	**0**	**268,903**	**(146,344)**	**70,721**	**198,182**	**57.70%**	**219.41%**

FY 25 3rd QUARTER ACTUAL VS PROJECTED EXPENDITURES-Cash Basis
For the period ending: January 31, 2025

Fund	Dept.	Acc. Description	Approved Council Budget	Transfers To (From)	Available Balance	Encumb.	Actual	Un-Encumb. Balance	Projected Exp. Through January 31, 2025	Over (Under) Projected Budget	Projected % of Budget	Actual w/encum % of Budget
1111 DEPARTMENT OF INSPECTIONS												
101	1111	51100-000000 SALARY SCHEDULE	759,008		759,008	0	408,697	350,311	437,889	(29,192)	57.69%	53.85%
101	1111	51101-000000 OVERTIME	1,500		1,500	0	2,369	(869)	865	1,504	57.69%	157.93%
101	1111	51107-000000 EXTRA VACATION AFTER	5,753		5,753	0	4,294	1,459	5,753	(1,459)	100.00%	74.65%
101	1111	51200-000000 PART-TIME HELP	0		-	0	3,780	(3,780)	-	3,780	57.69%	0.00%
101	1111	51300-000000 PAYROLL TAXES	58,657		58,657	0	35,033	23,624	33,841	1,193	57.69%	59.73%
101	1111	51301-000000 PENSION CONTRIBUTION	88,555		88,555	0	50,972	37,583	51,089	(118)	57.69%	57.56%
101	1111	51302-000000 HOSPITALIZATION	161,675		161,675	0	70,607	91,068	93,274	(22,667)	57.69%	43.67%
101	1111	51303-000000 HOSPITALIZATION BUYBA	2,000		2,000	0	3,000	(1,000)	2,000	1,000	100.00%	150.00%
101	1111	51304-000000 GROUP LIFE INSURANCE	1,920		1,920	0	992	928	1,120	(128)	58.33%	51.67%
101	1111	52000-000000 OFFICE SUPPLIES AND EX	3,000		3,000	0	1,230	1,770	1,750	(520)	58.33%	41.00%
101	1111	52004-000000 DEPARTMENTAL EXPENSE	30,000		30,000	0	5,615	24,385	17,500	(11,885)	58.33%	18.72%
101	1111	52012-000000 GASOLINE & OIL	8,000		8,000	0	3,620	4,380	4,667	(1,046)	58.33%	45.25%
101	1111	52015-000000 EDUCATION PROGRAM	1,000		1,000	0	825	175	583	242	58.33%	82.50%
101	1111	52018-000000 REPLACEMENT VEHICLES	0		-	0	0	-	-	-	0.00%	0.00%
101	1111	52810-000000 AMER DISABILITIES ACT E	105,000		105,000	0	89,482	15,518	61,250	28,232	58.33%	85.22%
101	1111	52811-000000 EXPENSES - ZONING BOA	9,000		9,000	0	1,471	7,529	5,250	(3,779)	58.33%	16.35%
101	1111	52812-000000 RADON EXPENSE	2,000		2,000	0	1,731	269	1,167	564	58.33%	86.54%
		_Total_1111 DEPARTMENT	**1,237,068**	**-**	**1,237,068**	**-**	**683,719**	**553,349**	**717,998**	**(34,280)**	**58.04%**	**55.27%**
1112 FINANCE												
101	1112	51100-000000 SALARY SCHEDULE	208,632		208,632	0	120,360	88,272	120,365	(4)	57.69%	57.69%
101	1112	51101-000000 OVERTIME	3,000		3,000	0	122	2,878	-	122	0.00%	4.06%
101	1112	51104-000000 DIFFERENTIAL	10,000		10,000	0	4,820	5,180	5,769	(949)	57.69%	48.20%
101	1112	51107-000000 EXTRA VACATION AFTER	0		-	0	0	-	-	-	0.00%	0.00%
101	1112	51108-000000 SEVERANCE	150,000		150,000	0	205,072	(55,072)	87,500	117,572	58.33%	136.71%
101	1112	51300-000000 PAYROLL TAXES	15,960		15,960	0	8,767	7,193	9,208	(441)	57.69%	54.93%
101	1112	51301-000000 PENSION CONTRIBUTION	22,078		22,078	0	13,260	8,818	12,737	523	57.69%	60.06%
101	1112	51302-000000 HOSPITALIZATION	51,427		51,427	0	24,121	27,306	29,669	(5,549)	57.69%	46.90%
101	1112	51303-000000 HOSPITALIZATION BUYBA	0		-	0	250	(250)	-	250	0.00%	0.00%
101	1112	51304-000000 GROUP LIFE INSURANCE	384		384	0	192	192	224	(32)	58.33%	50.00%
101	1112	51403-000000 UNEMPLOYMENT COMPEN	10,000		10,000	0	32,328	(22,328)	5,833	26,495	58.33%	323.28%
101	1112	51407-000000 CONTRIBUTION TO INSUR	1,000,000		1,000,000	0	500,000	500,000	500,000	-	50.00%	50.00%
101	1112	52000-000000 OFFICE SUPPLIES AND EX	800		800	0	96	704	467	(371)	58.33%	12.00%
101	1112	52004-000000 DEPARTMENTAL EXPENSE	15,000		15,000	0	2,428	12,572	8,750	(6,322)	58.33%	16.19%
101	1112	52900-000000 BANK CHARGES	500		500	0	13	487	292	(279)	58.33%	2.60%
		_Total_1112 FINANCE	**1,487,781**	**-**	**1,487,781**	**0**	**911,829**	**575,952**	**780,814**	**131,015**	**52.48%**	**61.29%**
1113 CITY CONTROLLER'S OFFICE												
101	1113	51100-000000 SALARY SCHEDULE	427,818		427,818	0	243,788	184,030	246,818	(3,030)	57.69%	56.98%
101	1113	51101-000000 OVERTIME	10,000		10,000	0	16,033	(6,033)	5,769	10,264	57.69%	160.33%
101	1113	51104-000000 DIFFERENTIAL	14,650		14,650	0	5,229	9,421	8,452	(3,223)	57.69%	35.69%
101	1113	51107-000000 EXTRA VACATION AFTER	3,700		3,700	0	3,699	1	3,700	(1)	100.00%	99.98%
101	1113	51300-000000 PAYROLL TAXES	34,212		34,212	0	19,353	14,859	19,738	(385)	57.69%	56.57%
101	1113	51301-000000 PENSION CONTRIBUTION	62,013		62,013	0	35,239	26,774	35,777	(538)	57.69%	56.82%
101	1113	51302-000000 HOSPITALIZATION	52,717		52,717	0	30,425	22,292	30,414	12	57.69%	57.71%
101	1113	51303-000000 HOSPITALIZATION BUYBA	15,700		15,700	0	13,575	2,125	15,700	(2,125)	100.00%	86.46%
101	1113	51304-000000 GROUP LIFE INSURANCE	960		960	0	480	480	560	(80)	58.33%	50.00%
101	1113	52000-000000 OFFICE SUPPLIES AND EX	1,000		1,000	0	43	957	583	(541)	58.33%	4.28%
101	1113	52004-000000 DEPARTMENTAL EXPENSE	2,500		2,500	0	1,375	1,125	1,458	(83)	58.33%	55.01%
		_Total_1113 CITY CONTRO	**625,270**	**-**	**625,270**	**0**	**369,240**	**256,030**	**368,969**	**271**	**59.01%**	**59.05%**

1114 DIVISION OF ASSESSMENTS

FY 25 3rd QUARTER ACTUAL VS PROJECTED EXPENDITURES-Cash Basis
For the period ending: January 31, 2025

Fund Dept.	Acc. Description	Approved Council Budget	Transfers To (From)	Available Balance	Encumb.	Actual	Un-Encumb. Balance	Projected Exp. Through January 31, 2025	Over (Under) Projected Budget	Projected % of Budget	Actual w/encum % of Budget
101-1114-51100-000000	SALARY SCHEDULE	339,983		339,983	0	196,117	143,866	196,144	(27)	57.69%	57.68%
101-1114-51101-000000	OVERTIME	5,000		5,000	0	582	4,418	-	582	0.00%	11.63%
101-1114-51104-000000	DIFFERENTIAL	5,883		5,883	0	2,885	2,998	3,394	(509)	57.69%	49.03%
101-1114-51107-000000	EXTRA VACATION AFTER	1,956		1,956	0	1,066	890	1,956	(890)	100.00%	54.51%
101-1114-51300-000000	PAYROLL TAXES	26,582		26,582	0	15,199	11,383	15,336	(137)	57.69%	57.18%
101-1114-51301-000000	PENSION CONTRIBUTION	45,149		45,149	0	27,043	18,106	26,048	995	57.69%	59.90%
101-1114-51302-000000	HOSPITALIZATION	74,934		74,934	0	40,193	34,741	43,231	(3,038)	57.69%	53.64%
101-1114-51303-000000	HOSPITALIZATION BUYBA	5,533		5,533	0	6,808	(1,275)	-	6,808	0.00%	123.05%
101-1114-51304-000000	GROUP LIFE INSURANCE	960		960	0	480	480	560	(80)	58.33%	50.00%
101-1114-52000-000000	OFFICE SUPPLIES AND EX	1,200		1,200	265	502	434	700	66	58.33%	63.86%
101-1114-52004-000000	DEPARTMENTAL EXPENSE	31,000		31,000	0	12,544	18,456	18,083	(5,539)	58.33%	40.46%
101-1114-52910-000000	STATE REVALUATION	0		-	0	121,856	(121,856)	-	121,856	0.00%	0.00%
	_Total_1114 DIVISION OF A	**538,180**	**-**	**538,180**	**265**	**425,274**	**112,642**	**305,452**	**120,087**	**56.76%**	**79.07%**
1115 DIV. OF CONTRACTS AND PURCH.											
101-1115-51100-000000	SALARY SCHEDULE	154,789		154,789	0	90,122	64,667	89,301	821	57.69%	58.22%
101-1115-51101-000000	OVERTIME	7,000		7,000	0	6,066	935	4,038	2,027	57.69%	86.65%
101-1115-51104-000000	DIFFERENTIAL	0		-	0	0	-	-	-	57.69%	0.00%
101-1115-51107-000000	EXTRA VACATION AFTER	2,047		2,047	0	2,047	1	2,047	(1)	100.00%	99.98%
101-1115-51300-000000	PAYROLL TAXES	11,998		11,998	0	7,538	4,460	6,922	616	57.69%	62.83%
101-1115-51301-000000	PENSION CONTRIBUTION	21,872		21,872	0	13,432	8,440	12,618	814	57.69%	61.41%
101-1115-51302-000000	HOSPITALIZATION	49,226		49,226	0	28,480	20,746	28,400	81	57.69%	57.86%
101-1115-51304-000000	GROUP LIFE INSURANCE	384		384	0	192	192	224	(32)	58.33%	50.00%
101-1115-52000-000000	OFFICE SUPPLIES AND EX	1,000		1,000	314	86	600	583	(183)	58.33%	40.00%
101-1115-52004-000000	DEPARTMENTAL EXPENSE	2,000		2,000	360	206	1,434	1,167	(601)	58.33%	28.29%
101-1115-52007-000000	ADVERTISING	2,000		2,000	267	733	1,000	1,167	(167)	58.33%	50.00%
	_Total_1115 DIV. OF CONT	**252,316**	**-**	**252,316**	**940**	**148,903**	**102,473**	**146,467**	**3,376**	**58.05%**	**59.39%**
1116 DEPT.-INFORMATION TECHNOLOGY											
101-1116-51100-000000	SALARY SCHEDULE	215,787		215,787	0	126,721	89,066	124,493	2,229	57.69%	58.73%
101-1116-51101-000000	OVERTIME	2,000		2,000	0	1,538	462	1,154	384	57.69%	76.90%
101-1116-51104-000000	DIFFERENTIAL	57,000		57,000	0	27,479	29,521	32,885	(5,405)	57.69%	48.21%
101-1116-51107-000000	EXTRA VACATION AFTER	2,972		2,972	0	0	2,972	2,972	(2,972)	100.00%	0.00%
101-1116-51200-000000	PART-TIME HELP	0		-	0	0	-	-	-	0.00%	0.00%
101-1116-51300-000000	PAYROLL TAXES	16,735		16,735	0	11,520	5,215	9,655	1,865	57.69%	68.84%
101-1116-51301-000000	PENSION CONTRIBUTION	31,827		31,827	0	22,076	9,751	18,362	3,714	57.69%	69.36%
101-1116-51302-000000	HOSPITALIZATION	61,852		61,852	0	32,877	28,975	35,684	(2,806)	57.69%	53.16%
101-1116-51303-000000	HOSPITALIZATION BUYBA	0		-	0	500	(500)	-	500	100.00%	0.00%
101-1116-51304-000000	GROUP LIFE INSURANCE	576		576	0	288	288	336	(48)	58.33%	50.00%
101-1116-52002-000000	SUPPLIES	33,000		33,000	16,041	16,959	-	19,250	13,750	58.33%	100.00%
101-1116-52004-000000	DEPARTMENTAL EXPENSE	1,000		1,000	425	228	348	583	69	58.33%	65.25%
101-1116-52016-000000	PROFESSIONAL SERVICES	104,000		104,000	52,130	51,870	-	60,667	43,333	58.33%	100.00%
101-1116-52017-000000	EQUIPMENT	50,000		50,000	5,403	3,755	40,842	29,167	(20,009)	58.33%	18.32%
101-1116-52931-000000	COMPUTER MAINT. & FEES	575,000		575,000	121,514	204,289	249,197	335,417	(9,614)	58.33%	56.66%
101-1116-52932-000000	SYSTEM UPGRADES	50,000		50,000	24,408	2,905	22,687	29,167	(1,854)	58.33%	54.63%
101-1116-52933-000000	TECHNOLOGY UPGRADES	75,000		75,000	21,588	152,590	(99,179)	43,750	130,429	58.33%	232.24%
101-1116-52934-000000	TELEPHONE	147,000		147,000	0	81,342	65,658	85,750	(4,408)	58.33%	55.33%
	_Total_1116 DEPT.-INFORM	**1,423,749**	**-**	**1,423,749**	**241,509**	**736,936**	**445,304**	**829,289**	**149,156**	**58.25%**	**68.72%**

FY 25 3rd QUARTER ACTUAL VS PROJECTED EXPENDITURES-Cash Basis

For the period ending: January 31, 2025

Fund	Dept.	Acc. Description	Approved Council Budget	Transfers To (From)	Available Balance	Encumb.	Actual	Un-Encumb. Balance	Projected Exp. Through January 31, 2025	Over (Under) Projected Budget	Projected % of Budget	Actual w/encum % of Budget
1117 TREASURY AND COLLECTIONS												
101	1117	51100-000000 SALARY SCHEDULE	310,275		310,275	0	179,451	130,824	179,005	447	57.69%	57.84%
101	1117	51101-000000 OVERTIME	5,000		5,000	0	5,305	(305)	2,885	2,421	57.69%	106.10%
101	1117	51104-000000 DIFFERENTIAL	18,901		18,901	0	9,189	9,712	10,904	(1,715)	57.69%	48.62%
101	1117	51107-000000 EXTRA VACATION AFTER	3,063		3,063	0	3,369	(306)	3,063	306	100.00%	109.99%
101	1117	51203-000000 CLERICAL ASSISTANCE	3,000		3,000	0	888	2,113	1,731	(843)	57.69%	29.58%
101	1117	51300-000000 PAYROLL TAXES	23,970		23,970	0	14,562	9,408	13,829	733	57.69%	60.75%
101	1117	51301-000000 PENSION CONTRIBUTION	41,933		41,933	0	25,772	16,161	24,192	1,580	57.69%	61.46%
101	1117	51302-000000 HOSPITALIZATION	97,874		97,874	0	57,233	40,641	56,466	768	57.69%	58.48%
101	1117	51303-000000 HOSPITALIZATION BUYBA	0		-	0	0	-	-	-	0.00%	0.00%
101	1117	51304-000000 GROUP LIFE INSURANCE	960		960	0	480	480	560	(80)	58.33%	50.00%
101	1117	52000-000000 OFFICE SUPPLIES AND EX	4,000		4,000	500	1,726	1,774	2,333	(108)	58.33%	55.64%
101	1117	52004-000000 DEPARTMENTAL EXPENSE	30,000		30,000	0	5,144	24,856	17,500	(12,356)	58.33%	17.15%
101	1117	52006-000000 EQUIPMENT REPAIRS	0		-	0	0	-	-	-	58.33%	0.00%
101	1117	52016-000000 PROFESSIONAL SERVICES	48,000		48,000	0	0	48,000	28,000	(28,000)	58.33%	0.00%
101	1117	52941-000000 POSTAGE	90,000		90,000	0	31,810	58,190	52,500	(20,690)	58.33%	35.34%
		_Total_1117 TREASURY AI	**676,976**	**-**	**676,976**	**500**	**334,930**	**341,546**	**392,968**	**(57,538)**	**58.05%**	**49.55%**
1200 FIRE												
101	1200	51100-000000 SALARY SCHEDULE	16,184,022		16,184,022	0	9,251,346	6,932,676	9,336,936	(85,589)	57.69%	57.16%
101	1200	51101-000000 OVERTIME	4,250,000		4,250,000	0	3,459,031	790,969	2,451,923	1,007,108	57.69%	81.39%
101	1200	51104-000000 DIFFERENTIAL	160,000		160,000	0	89,871	70,129	92,308	(2,437)	57.69%	56.17%
101	1200	51105-000000 LEGAL HOLIDAY PAY	1,545,911		1,545,911	0	1,074,617	471,294	891,872	182,745	57.69%	69.51%
101	1200	51106-000000 LONGEVITY	1,746,132		1,746,132	0	1,776,952	(30,820)	1,746,132	30,820	100.00%	101.77%
101	1200	51107-000000 EXTRA VACATION AFTER	0		-	0	1,119	(1,119)	-	1,119	0.00%	0.00%
101	1200	51108-000000 SEVERANCE	500,000		500,000	0	513,943	(13,943)	288,462	225,481	57.69%	102.79%
101	1200	51200-000000 PART-TIME HELP	0		-	0	0	-	-	-	57.69%	0.00%
101	1200	51300-000000 PAYROLL TAXES	358,407		358,407	0	276,729	81,678	206,773	69,956	57.69%	77.21%
101	1200	51301-000000 PENSION CONTRIBUTION	2,168,667		2,168,667	0	1,500,142	668,525	1,251,154	248,988	57.69%	69.17%
101	1200	51302-000000 HOSPITALIZATION	4,994,460		4,994,460	0	2,874,451	2,120,009	2,881,419	(6,968)	57.69%	57.55%
101	1200	51304-000000 GROUP LIFE INSURANCE	49,152		49,152	0	24,180	24,972	28,672	(4,492)	58.33%	49.19%
101	1200	51305-000000 ANNUITY	436,378		436,378	0	240,054	196,324	254,554	(14,500)	58.33%	55.01%
101	1200	51306-000000 LEGAL SERVICES FUND	6,000		6,000	0	6,000	-	6,000	-	100.00%	100.00%
101	1200	51400-000000 NORMAL COST-CITY PENS	53,593		53,593	0	53,593	-	53,593	-	100.00%	100.00%
101	1200	51405-000000 UNIFORMS	150,000		150,000	147,905	1,157	938	87,500	61,562	58.33%	99.37%
101	1200	51406-000000 UNIFORM CLEANING ALLC	278,000		278,000	0	198,633	79,367	162,167	36,467	58.33%	71.45%
101	1200	52000-000000 OFFICE SUPPLIES AND EX	8,500		8,500	0	4,532	3,968	4,958	(426)	58.33%	53.32%
101	1200	52004-000000 DEPARTMENTAL EXPENSE	24,000		24,000	0	14,833	9,167	14,000	833	58.33%	61.80%
101	1200	52006-000000 EQUIPMENT REPAIRS	300,000		300,000	56,419	161,662	81,919	175,000	43,081	58.33%	72.69%
101	1200	52012-000000 GASOLINE & OIL	270,000		270,000	56,671	145,698	67,630	157,500	44,870	58.33%	74.95%
101	1200	52018-000000 REPLACEMENT VEHICLES	250,000		250,000	77,000	77,000	96,000	125,000	29,000	50.00%	61.60%
101	1200	53010-000000 DEFENSE CIVIL PREP. DIV	2,000		2,000	0	0	2,000	1,167	(1,167)	58.33%	0.00%
101	1200	53011-000000 EDUC. PROGRAM (FIRE PF	9,000		9,000	0	4,223	4,777	5,250	(1,027)	58.33%	46.93%
101	1200	53012-000000 FIRE FIGHTING EQT.	44,000		44,000	7,566	29,558	6,876	25,667	11,457	58.33%	84.37%
101	1200	53013-000000 HAZARDOUS MATERIALS	25,000		25,000	0	10,273	14,727	14,583	(4,310)	58.33%	41.09%
101	1200	53014-000000 HOME LAND SECURITY EX	0		-	0	0	-	-	-	58.33%	0.00%
101	1200	53015-000000 HOUSEKEEPING	16,000		16,000	0	11,603	4,397	9,333	2,270	58.33%	72.52%
101	1200	53016-000000 LAUNDRY	20,000		20,000	0	15,427	4,573	11,667	3,760	58.33%	77.14%
101	1200	53017-000000 MEDICAL SUPPLIES	170,000		170,000	15,276	83,944	70,780	99,167	53	58.33%	58.36%
101	1200	53018-000000 OTHER EQUIPMENT	35,000		35,000	1,602	30,701	2,697	20,417	11,886	58.33%	92.29%
101	1200	53019-000000 PROTECTIVE EQUIP.(CLOT	125,000		125,000	80,814	16,999	27,187	72,917	24,897	58.33%	78.25%
101	1200	53020-000000 RENTAL OF HYDRANTS	1,275,000		1,275,000	614,921	615,244	44,835	743,750	486,415	58.33%	96.48%
101	1200	53021-000000 TIRES & TUBES	55,000		55,000	1,557	32,870	20,573	32,083	2,344	58.33%	62.59%

FY 25 3rd QUARTER ACTUAL VS PROJECTED EXPENDITURES-Cash Basis
For the period ending: January 31, 2025

Fund Dept.	Acc. Description	Approved Council Budget	Transfers To (From)	Available Balance	Encumb.	Actual	Un-Encumb. Balance	Projected Exp. Through January 31, 2025	Over (Under) Projected Budget	Projected % of Budget	Actual w/encum % of Budget
101-1200-53500-000000	IOD RETIREES	20,000		20,000	0	21,680	(1,680)	11,667	10,013	58.33%	108.40%
101-1200-53502-000000	GRANT MATCH FUNDS	0		-	0	0	-	-	-	58.33%	0.00%
101-1200-53503-000000	INJURED ON DUTY - BLUE	200,000		200,000	0	85,721	114,279	116,667	(30,946)	58.33%	42.86%
101-1200-53504-000000	PHYSICAL EXAMS	74,200		74,200	0	501	73,699	43,283	(42,782)	58.33%	0.68%
101-1200-53506-000000	TRAINING PROGRAM	40,000		40,000	0	31,359	8,641	23,333	8,025	58.33%	78.40%
101-1200-53507-000000	CITY CLAIMS	0		-	0	0	-	-	-	58.33%	0.00%
	_Total_1200 FIRE	**35,843,422**	**-**	**35,843,422**	**1,059,731**	**22,735,647**	**12,048,043**	**21,446,872**	**2,348,506**	**59.83%**	**66.39%**
1201 FIRE ALARM											
101-1201-52004-000000	DEPARTMENTAL EXPENSE	3,000		3,000	493	2,303	204	1,750	1,046	58.33%	93.18%
101-1201-53110-000000	CABLE MAINTENANCE ANI	8,000		8,000	0	0	8,000	4,667	(4,667)	58.33%	0.00%
101-1201-53111-000000	COMPUTER MAINT AND RE	130,000		130,000	46,935	67,562	15,504	75,833	38,663	58.33%	88.07%
101-1201-53112-000000	RADIO MAINTENANCE	40,000		40,000	23,427	16,573	-	23,333	16,667	58.33%	100.00%
101-1201-53113-000000	TRAFFIC SIGNAL REPAIRS	50,000		50,000	38,220	918	10,862	29,167	9,971	58.33%	78.28%
101-1201-53114-000000	UPKEEP OF CONSOLE	35,000		35,000	3,697	27,737	3,566	20,417	11,017	58.33%	89.81%
101-1201-53501-000000	ELECTRICAL EQUIP. REPA	2,000		2,000	1,688	(21,297)	21,610	1,167	(20,776)	58.33%	-980.49%
	_Total_1201 FIRE ALARM	**268,000**	**-**	**268,000**	**114,459**	**93,795**	**59,746**	**156,333**	**51,921**	**58.33%**	**77.71%**
1202 POLICE											
101-1202-51100-000000	SALARY SCHEDULE	13,390,102		13,390,102	0	7,732,847	5,657,255	7,725,059	7,789	57.69%	57.75%
101-1202-51101-000000	OVERTIME	1,500,000		1,500,000	0	1,368,544	131,456	865,385	503,159	57.69%	91.24%
101-1202-51102-000000	SPECIAL DUTY	191,000		191,000	0	322,924	(131,924)	110,192	212,732	57.69%	169.07%
101-1202-51104-000000	DIFFERENTIAL	15,000		15,000	0	9,716	5,284	8,654	1,063	57.69%	64.78%
101-1202-51105-000000	LEGAL HOLIDAY PAY	1,258,910		1,258,910	0	968,240	290,670	726,294	241,946	57.69%	76.91%
101-1202-51106-000000	LONGEVITY	1,570,590		1,570,590	0	1,544,760	25,830	1,570,590	(25,830)	100.00%	98.36%
101-1202-51107-000000	EXTRA VACATION AFTER	87,239		87,239	0	84,352	2,887	87,239	(2,887)	100.00%	96.69%
101-1202-51108-000000	SEVERANCE	200,000		200,000	0	109,035	90,965	115,385	(6,350)	57.69%	54.52%
101-1202-51118-000000	SCHOOL SAFETY INITIATI	106,000		106,000	0	63,720	42,280	61,154	2,566	57.69%	60.11%
101-1202-51200-000000	PART-TIME HELP	45,000		45,000	0	31,040	13,960	25,962	5,079	57.69%	68.98%
101-1202-51300-000000	PAYROLL TAXES	337,727		337,727	0	270,514	67,213	194,843	75,672	57.69%	80.10%
101-1202-51301-000000	PENSION CONTRIBUTION	2,884,129		2,884,129	0	1,988,667	895,462	1,663,921	324,746	57.69%	68.95%
101-1202-51302-000000	HOSPITALIZATION	3,620,139		3,620,139	0	1,993,376	1,626,763	2,088,542	(95,166)	57.69%	55.06%
101-1202-51303-000000	HOSPITALIZATION BUYBA	33,143		33,143	0	34,489	(1,346)	33,143	1,346	100.00%	104.06%
101-1202-51304-000000	GROUP LIFE INSURANCE	40,272		40,272	0	19,376	20,896	23,492	(4,116)	58.33%	48.11%
101-1202-51400-000000	NORMAL COST-CITY PENS	33,796		33,796	0	33,796	-	33,796	-	100.00%	100.00%
101-1202-51405-000000	UNIFORMS	120,000		120,000	11,128	80,490	28,382	70,000	21,618	58.33%	76.35%
101-1202-51406-000000	UNIFORM CLEANING ALLC	233,000		233,000	0	154,750	78,250	135,917	18,833	58.33%	66.42%
101-1202-52004-000000	DEPARTMENTAL EXPENSE	85,000		85,000	14,871	36,655	33,475	49,583	1,942	58.33%	60.62%
101-1202-52012-000000	GASOLINE & OIL	275,000		275,000	0	158,453	116,547	160,417	(1,963)	58.33%	57.62%
101-1202-52014-000000	MAINTENANCE CONTRACT	300,000		300,000	103,369	193,223	3,408	175,000	121,592	58.33%	98.86%
101-1202-52015-000000	EDUCATION PROGRAM	37,200		37,200	0	5,994	31,206	21,700	(15,706)	58.33%	16.11%
101-1202-53201-000000	AMMUNITION	60,000		60,000	0	0	60,000	35,000	(35,000)	58.33%	0.00%
101-1202-53202-000000	BCI	20,000		20,000	3,258	7,902	8,841	11,667	(507)	58.33%	55.80%
101-1202-53203-000000	CHILD CARE FINGERPRIN	5,000		5,000	0	1,920	3,080	2,917	(997)	58.33%	38.40%
101-1202-53204-000000	COMMUNITY POLICE	3,200		3,200	0	0	3,200	1,867	(1,867)	58.33%	0.00%
101-1202-53205-000000	COMPUTER EXPENSES	100,000		100,000	29,520	110,278	(39,798)	58,333	81,465	58.33%	139.80%
101-1202-53206-000000	CROSSING GUARDS	500,000		500,000	0	246,979	253,021	291,667	(44,688)	58.33%	49.40%
101-1202-53207-000000	EQUIPMENT - PERSONNEL	50,000		50,000	2,110	23,043	24,847	29,167	(4,014)	58.33%	50.31%
101-1202-53208-000000	PATROL	50,000		50,000	2,987	19,113	27,900	29,167	(7,066)	58.33%	44.20%
101-1202-53209-000000	RENT	1,397,686		1,397,686	0	898,614	499,072	815,317	83,297	58.33%	64.29%
101-1202-53210-000000	REPLACEMENT VEHICLES	488,000		488,000	57,814	137,273	292,914	284,667	(89,580)	58.33%	39.98%
101-1202-53211-000000	CIU EQUIPMENT/TECHNOL	20,000		20,000	0	11,831	8,169	11,667	165	58.33%	59.16%
101-1202-53212-000000	POLICE EXPLORER PROG	5,000		5,000	0	0	5,000	2,917	(2,917)	58.33%	0.00%

FY 25 3rd QUARTER ACTUAL VS PROJECTED EXPENDITURES-Cash Basis
For the period ending: January 31, 2025

Fund Dept.	Acc. Description	Approved Council Budget	Transfers To (From)	Available Balance	Encumb.	Actual	Un-Encumb. Balance	Projected Exp. Through January 31, 2025	Over (Under) Projected Budget	Projected % of Budget	Actual w/encum % of Budget
101-1202-53500-000000	IOD RETIREES	10,000		10,000	0	5,420	4,580	5,833	(413)	58.33%	54.20%
101-1202-53501-000000	ELECTRICAL EQUIP. REPA	20,000		20,000	4,667	4,010	11,323	11,667	(2,990)	58.33%	43.38%
101-1202-53502-000000	GRANT MATCH FUNDS	0		-	0	0	-	-	-	58.33%	0.00%
101-1202-53503-000000	INJURED ON DUTY - BLUE	60,000		60,000	0	30,367	29,633	35,000	(4,633)	58.33%	50.61%
101-1202-53504-000000	PHYSICAL EXAMS	3,000		3,000	0	2,668	333	1,750	918	58.33%	88.92%
101-1202-53506-000000	TRAINING PROGRAM	35,000		35,000	1,425	25,276	8,299	20,417	6,285	58.33%	76.29%
101-1202-53507-000000	CITY CLAIMS	35,000		35,000	0	4,746	30,254	20,417	(15,670)	58.33%	13.56%
101-1202-56000-000000	ADMINISTRATION, PLANNI	15,000		15,000	8,697	669	5,634	8,750	616	58.33%	62.44%
101-1202-56004-000000	EMERGENCY SERVICE UN	7,500		7,500	0	5,295	2,205	4,375	920	58.33%	70.60%
	_Total_1202 POLICE	**29,247,633**	**-**	**29,247,633**	**239,846**	**18,740,366**	**10,267,421**	**17,628,824**	**1,351,388**	**60.27%**	**64.89%**
1203 ANIMAL CONTROL											
101-1203-51100-000000	SALARY SCHEDULE	226,933		226,933	0	129,628	97,305	130,923	(1,295)	57.69%	57.12%
101-1203-51101-000000	OVERTIME	2,000		2,000	0	965	1,035	1,154	(189)	57.69%	48.24%
101-1203-51107-000000	EXTRA VACATION AFTER '	0		-	0	0	-	-	-	0.00%	0.00%
101-1203-51200-000000	PART-TIME HELP	0		-	0	0	-	-	-	0.00%	0.00%
101-1203-51300-000000	PAYROLL TAXES	17,437		17,437	0	9,630	7,807	10,060	(430)	57.69%	55.22%
101-1203-51301-000000	PENSION CONTRIBUTION	26,750		26,750	0	15,439	11,311	15,433	6	57.69%	57.72%
101-1203-51302-000000	HOSPITALIZATION	48,090		48,090	0	28,741	19,349	27,744	996	57.69%	59.76%
101-1203-51303-000000	HOSPITALIZATION BUYBA(	1,000		1,000	0	1,000	-	577	423	57.69%	100.00%
101-1203-51304-000000	GROUP LIFE INSURANCE	768		768	0	384	384	448	(64)	58.33%	50.00%
101-1203-52011-000000	UNIFORMS	2,300		2,300	2,000	0	300	1,342	658	58.33%	86.96%
101-1203-52017-000000	EQUIPMENT	1,000		1,000	0	743	257	583	160	58.33%	74.30%
101-1203-53301-000000	CARE OF ANIMALS	35,000		35,000	9,380	21,990	3,630	20,417	10,953	58.33%	89.63%
	_Total_1203 ANIMAL CONT	**361,278**	**-**	**361,278**	**11,380**	**208,519**	**141,379**	**208,680**	**11,219**	**57.76%**	**60.87%**
1204 RESUCE FUND											
101-1204-53401-000000	PUBLIC FUND FOR RESCU	1,000,000		1,000,000	0	841,668	158,332	500,000	341,668	50.00%	84.17%
101-1204-53402-000000	BILLING EXPENSE	165,000		165,000	0	90,608	74,392	96,250	(5,642)	58.33%	54.91%
	_Total_1204 RESUCE FUNI	**1,165,000**	**-**	**1,165,000**	**0**	**932,276**	**232,724**	**596,250**	**336,026**	**51.18%**	**80.02%**
1205 LONG TERM DEBT											
101-1205-51401-000000	POLICE PEN UNFUNDED L	9,303,043		9,303,043	0	6,416,866	2,886,177	5,426,775	990,091	58.33%	68.98%
101-1205-51402-000000	FIRE PENSION UNFUNDED	13,075,054		13,075,054	0	9,382,365	3,692,689	7,627,115	1,755,250	58.33%	71.76%
101-1205-53505-000000	RETIREE HEALTH/LIFE INS	5,491,321		5,491,321	0	2,745,661	2,745,661	2,745,661	-	50.00%	50.00%
	_Total_1205 LONG TERM D	**27,869,418**	**-**	**27,869,418**	**0**	**18,544,892**	**9,324,526**	**15,799,550**	**2,745,341**	**56.69%**	**66.54%**
1300 DEPARTMENT OF PUBLIC WORKS											
101-1300-51100-000000	SALARY SCHEDULE	151,792		151,792	0	57,928	93,864	87,572	(29,644)	57.69%	38.16%
101-1300-51101-000000	OVERTIME	3,000		3,000	0	500	2,500	1,731	(1,231)	57.69%	16.67%
101-1300-51104-000000	DIFFERENTIAL	23,500		23,500	0	533	22,968	13,558	(13,025)	57.69%	2.27%
101-1300-51107-000000	EXTRA VACATION AFTER '	1,489		1,489	0	1,459	30	1,489	(30)	100.00%	97.96%
101-1300-51200-000000	PART-TIME HELP	0		-	0	35,373	(35,373)	-	35,373	57.69%	0.00%
101-1300-51300-000000	PAYROLL TAXES	11,766		11,766	0	7,047	4,719	6,788	259	57.69%	59.89%
101-1300-51301-000000	PENSION CONTRIBUTION	21,781		21,781	0	9,431	12,350	12,566	(3,135)	57.69%	43.30%
101-1300-51302-000000	HOSPITALIZATION	43,537		43,537	0	17,968	25,569	25,118	(7,149)	57.69%	41.27%
101-1300-51303-000000	HOSPITALIZATION BUYBA(	0		-	0	0	-	-	-	100.00%	0.00%
101-1300-51304-000000	GROUP LIFE INSURANCE	432		432	0	96	336	252	(156)	58.33%	22.22%
101-1300-52000-000000	OFFICE SUPPLIES AND EX	800		800	0	800	-	467	333	58.33%	100.00%
101-1300-52004-000000	DEPARTMENTAL EXPENSE	750		750	0	0	750	438	(438)	58.33%	0.00%
101-1300-52011-000000	UNIFORM ALLOWANCE	550		550	0	550	-	321	229	58.33%	100.00%
101-1300-52012-000000	GASOLINE & OIL	6,500		6,500	0	3,795	2,705	3,792	3	58.33%	58.38%
101-1300-54000-000000	LIGHTING STREETS	450,000		450,000	97,152	324,706	28,142	262,500	159,358	58.33%	93.75%

FY 25 3rd QUARTER ACTUAL VS PROJECTED EXPENDITURES-Cash Basis
For the period ending: January 31, 2025

Fund	Dept.	Acc. Description	Approved Council Budget	Transfers To (From)	Available Balance	Encumb.	Actual	Un-Encumb. Balance	Projected Exp. Through January 31, 2025	Over (Under) Projected Budget	Projected % of Budget	Actual w/encum % of Budget
101	1300-54001-000000	PUBLIC WORKS FACILITY	90,000		90,000	0	54,459	35,541	52,500	1,959	58.33%	60.51%
101	1300-54002-000000	RODENT CONTROL PROGI	25,000		25,000	0	203,633	(178,633)	14,583	189,049	58.33%	814.53%
101	1300-54801-000000	COMMUNICATIONS	1,000		1,000	0	387	613	583	(196)	58.33%	38.70%
101	1300-54802-000000	SIDEWALK PROGRAM	130,000		130,000	0	133,477	(3,477)	75,833	57,644	58.33%	102.67%
		_Total_1300 DEPARTMENT	**961,897**	**-**	**961,897**	**97,153**	**852,141**	**12,604**	**560,090**	**389,203**	**58.23%**	**98.69%**
	1301 PUBLIC SAFETY											
101	1301-51100-000000	SALARY SCHEDULE	103,079		103,079	0	59,469	43,610	59,469	0	57.69%	57.69%
101	1301-51101-000000	OVERTIME	0		-	0	0	-	-	-	57.69%	0.00%
101	1301-51107-000000	EXTRA VACATION AFTER '	1,982		1,982	0	1,982	(0)	1,982	0	100.00%	100.01%
101	1301-51300-000000	PAYROLL TAXES	8,037		8,037	0	4,562	3,475	4,637	(75)	57.69%	56.76%
101	1301-51301-000000	PENSION CONTRIBUTION	14,610		14,610	0	8,798	5,812	8,429	369	57.69%	60.22%
101	1301-51302-000000	HOSPITALIZATION	11,867		11,867	0	6,932	4,935	6,846	85	57.69%	58.41%
101	1301-51304-000000	GROUP LIFE INSURANCE	192		192	0	96	96	112	(16)	58.33%	50.00%
101	1301-54103-000000	TRAFFIC SIGN MATERIALS	80,000		80,000	0	80,000	-	46,667	33,333	58.33%	100.00%
		_Total_1301 PUBLIC SAFE	**219,767**	**-**	**219,767**	**0**	**161,839**	**57,928**	**128,141**	**33,697**	**58.31%**	**73.64%**
	1302 DIVISION OF HIGHWAY MAINTENANCE											
101	1302-51100-000000	SALARY SCHEDULE	2,001,940		2,001,940	0	1,037,458	964,482	1,154,965	(117,507)	57.69%	51.82%
101	1302-51101-000000	OVERTIME	25,000		25,000	0	15,384	9,616	14,423	960	57.69%	61.53%
101	1302-51104-000000	DIFFERENTIAL	65,000		65,000	0	39,703	25,297	37,500	2,203	57.69%	61.08%
101	1302-51106-000000	LONGEVITY	22,971		22,971	0	18,502	4,469	22,971	(4,469)	100.00%	80.54%
101	1302-51107-000000	EXTRA VACATION AFTER '	5,485		5,485	0	4,440	1,045	5,485	(1,045)	100.00%	80.94%
101	1302-51300-000000	PAYROLL TAXES	161,008		161,008	0	90,987	70,021	92,889	(1,902)	57.69%	56.51%
101	1302-51301-000000	PENSION CONTRIBUTION	337,468		337,468	0	179,546	157,922	194,693	(15,147)	57.69%	53.20%
101	1302-51302-000000	HOSPITALIZATION	511,101		511,101	0	275,164	235,937	294,866	(19,702)	57.69%	53.84%
101	1302-51303-000000	HOSPITALIZATION BUYBA(	50,678		50,678	0	36,524	14,154	50,678	(14,154)	100.00%	72.07%
101	1302-51304-000000	GROUP LIFE INSURANCE	6,528		6,528	0	3,168	3,360	3,808	(640)	58.33%	48.53%
101	1302-51306-000000	LEGAL SERVICES FUND	2,912		2,912	0	2,165	747	1,699	466	58.33%	74.34%
101	1302-52000-000000	OFFICE SUPPLIES AND EX	600		600	0	357	243	350	7	58.33%	59.45%
101	1302-52004-000000	DEPARTMENTAL EXPENSE	9,500		9,500	779	7,133	1,588	5,542	2,370	58.33%	83.28%
101	1302-52006-000000	EQUIPMENT REPAIRS	8,500		8,500	295	2,790	5,414	4,958	(1,873)	58.33%	36.30%
101	1302-52011-000000	UNIFORM	23,600		23,600	0	20,391	3,209	13,767	6,625	58.33%	86.40%
101	1302-52012-000000	GASOLINE & OIL	110,000		110,000	0	59,976	50,024	64,167	(4,191)	58.33%	54.52%
101	1302-53507-000000	CITY CLAIMS	0		-	0	0	-	-	-	0.00%	0.00%
101	1302-54101-000000	ELECTR.(TRAF.LGHTS.& B	30,000		30,000	0	17,059	12,941	17,500	(441)	58.33%	56.86%
101	1302-54102-000000	PAVEMENT MARKING MAT	100,000		100,000	2,117	101,750	(3,866)	58,333	45,533	58.33%	103.87%
101	1302-54103-000000	TRAFFIC SIGN MATERIALS	38,000		38,000	0	800	37,200	22,167	(21,367)	58.33%	2.11%
101	1302-54200-000000	CONSTRUCTION & RECON	150,000		150,000	34,784	71,804	43,413	87,500	19,088	58.33%	71.06%
101	1302-54201-000000	SNOW REMOVAL EQUIPMI	60,000		60,000	962	3,538	55,500	35,000	(30,500)	58.33%	7.50%
101	1302-54202-000000	SNOW REMOVAL MATERIA	300,000		300,000	63,468	66,532	170,000	175,000	(45,000)	58.33%	43.33%
101	1302-54203-000000	SNOW REMOVAL OVERTIM	125,000		125,000	0	46,948	78,052	72,917	(25,968)	58.33%	37.56%
101	1302-54204-000000	SNOW REMOVAL VENDOR	225,000		225,000	0	0	225,000	112,500	(112,500)	50.00%	0.00%
101	1302-54204-130263	SNOW REMOVAL VENDOR	0		-	0	0	-	-	-		
101	1302-54204-130264	SNOW REMOVAL VENDOR	0		-	0	0	-	-	-		
101	1302-54204-130265	SNOW REMOVAL VENDOR	0		-	0	0	-	-	-		
101	1302-54204-130266	SNOW REMOVAL VENDOR	0		-	0	0	-	-	-		
101	1302-54204-130267	SNOW REMOVAL VENDOR	0		-	0	0	-	-	-		
101	1302-54204-130268	SNOW REMOVAL VENDOR	0		-	0	0	-	-	-		
101	1302-54204-130269	SNOW REMOVAL VENDOR	0		-	0	0	-	-	-		
101	1302-54204-130270	SNOW REMOVAL VENDOR	0		-	0	0	-	-	-		
101	1302-54702-000000	TOOLS AND SUPPLIES	18,000		18,000	3,305	7,035	7,660	10,500	(160)	58.33%	57.44%
		_Total_1302 DIVISION OF H	**4,388,291**	**-**	**4,388,291**	**105,711**	**2,109,152**	**2,173,429**	**2,554,177**	**(339,315)**	**58.20%**	**50.47%**

FY 25 3rd QUARTER ACTUAL VS PROJECTED EXPENDITURES-Cash Basis

For the period ending: January 31, 2025

Fund	Dept.	Acc. Description	Approved Council Budget	Transfers To (From)	Available Balance	Encumb.	Actual	Un-Encumb. Balance	Projected Exp. Through January 31, 2025	Over (Under) Projected Budget	Projected % of Budget	Actual w/encum % of Budget
1303 DIVISION OF ENGINEERING												
101	1303	51100-000000 SALARY SCHEDULE	260,295		260,295	0	139,674	120,621	150,170	(10,497)	57.69%	53.66%
101	1303	51101-000000 OVERTIME	10,000		10,000	0	10,104	(104)	5,769	4,335	57.69%	101.04%
101	1303	51107-000000 EXTRA VACATION AFTER	1,663		1,663	0	1,611	52	1,663	(52)	100.00%	96.88%
101	1303	51200-000000 PART-TIME HELP	0		-	0	0	-	-	-	58.33%	0.00%
101	1303	51300-000000 PAYROLL TAXES	20,430		20,430	0	12,855	7,575	11,787	1,068	57.69%	62.92%
101	1303	51301-000000 PENSION CONTRIBUTION	30,111		30,111	0	16,593	13,518	17,372	(779)	57.69%	55.11%
101	1303	51302-000000 HOSPITALIZATION	35,979		35,979	0	15,544	20,435	20,757	(5,213)	57.69%	43.20%
101	1303	51303-000000 HOSPITALIZATION BUYBA	5,100		5,100	0	5,100	-	5,100	-	100.00%	100.00%
101	1303	51304-000000 GROUP LIFE INSURANCE	576		576	0	272	304	336	(64)	58.33%	47.22%
101	1303	52000-000000 OFFICE SUPPLIES AND EX	500		500	0	0	500	292	(292)	58.33%	0.00%
101	1303	52004-000000 DEPARTMENTAL EXPENSE	1,500		1,500	0	300	1,200	875	(575)	58.33%	20.00%
101	1303	52012-000000 GASOLINE & OIL	1,500		1,500	0	688	812	875	(187)	58.33%	45.88%
101	1303	52017-000000 EQUIPMENT	300		300	0	0	300	175	(175)	58.33%	0.00%
101	1303	52018-000000 REPLACEMENT VEHICLES	0		-	0	0	-	-	-	58.33%	0.00%
101	1303	54300-000000 DRFT. & BLUEPRINT SUPP	425		425	0	0	425	248	(248)	58.33%	0.00%
101	1303	54301-000000 SURVEYING SUPPLIES	1,000		1,000	0	685	315	583	101	58.33%	68.47%
		_Total_1303 DIVISION OF E	**369,379**	**-**	**369,379**	**0**	**203,425**	**165,954**	**216,002**	**(12,576)**	**58.48%**	**55.07%**
1304 DIV. OF BLDG. MAINTENANCE												
101	1304	51100-000000 SALARY SCHEDULE	1,119,078		1,119,078	0	676,195	442,883	645,622	30,573	57.69%	60.42%
101	1304	51101-000000 OVERTIME	45,000		45,000	0	19,331	25,669	25,962	(6,630)	57.69%	42.96%
101	1304	51104-000000 DIFFERENTIAL	31,932		31,932	0	16,475	15,457	18,422	(1,947)	57.69%	51.59%
101	1304	51106-000000 LONGEVITY	0		-	0	0	-	-	-	0.00%	0.00%
101	1304	51107-000000 EXTRA VACATION AFTER	0		-	0	0	-	-	-	100.00%	0.00%
101	1304	51300-000000 PAYROLL TAXES	88,786		88,786	0	54,903	33,883	51,223	3,680	57.69%	61.84%
101	1304	51301-000000 PENSION CONTRIBUTION	182,751		182,751	0	114,094	68,657	105,433	8,661	57.69%	62.43%
101	1304	51302-000000 HOSPITALIZATION	256,417		256,417	0	158,850	97,567	147,933	10,917	57.69%	61.95%
101	1304	51303-000000 HOSPITALIZATION BUYBA	28,471		28,471	0	21,784	6,687	28,471	(6,687)	100.00%	76.51%
101	1304	51304-000000 GROUP LIFE INSURANCE	3,648		3,648	0	1,824	1,824	2,128	(304)	58.33%	50.00%
101	1304	51306-000000 LEGAL SERVICES FUND	1,872		1,872	0	1,575	297	1,092	483	58.33%	84.13%
101	1304	52000-000000 OFFICE SUPPLIES AND EX	750		750	0	0	750	438	(438)	58.33%	0.00%
101	1304	52004-000000 DEPARTMENTAL EXPENSE	80,000		80,000	7,702	36,547	35,751	46,667	(2,417)	58.33%	55.31%
101	1304	52008-000000 ELECTRICITY	340,000		340,000	0	195,767	144,233	198,333	(2,566)	58.33%	57.58%
101	1304	52009-000000 WATER	35,000		35,000	0	23,958	11,042	20,417	3,541	58.33%	68.45%
101	1304	52011-000000 UNIFORM	16,675		16,675	0	13,654	3,021	9,727	3,927	58.33%	81.88%
101	1304	52012-000000 GASOLINE & OIL	18,000		18,000	0	9,967	8,033	10,500	(533)	58.33%	55.37%
101	1304	52014-000000 MAINTENANCE CONTRACT	190,000		190,000	45,259	105,129	39,613	110,833	39,554	58.33%	79.15%
101	1304	52018-000000 REPLACEMENT VEHICLES	0		-	0	0	-	-	-	58.33%	0.00%
101	1304	54401-000000 ELECTRICAL SUPPLIES	42,000		42,000	609	9,768	31,623	24,500	(14,123)	58.33%	24.71%
101	1304	54402-000000 FUEL	110,000		110,000	0	45,117	64,883	64,167	(19,050)	58.33%	41.02%
101	1304	54403-000000 HARDWARE AND TOOLS	13,000		13,000	279	7,169	5,552	7,583	(136)	58.33%	57.29%
101	1304	54404-000000 LUMBER	5,000		5,000	0	763	4,237	2,917	(2,153)	58.33%	15.27%
101	1304	54405-000000 PAINT AND GLASS	5,000		5,000	637	3,540	823	2,917	1,260	58.33%	83.53%
101	1304	54406-000000 PLUMBING & HEATING SU	50,000		50,000	3,000	17,572	29,428	29,167	(8,595)	58.33%	41.14%
101	1304	54408-000000 CITY SUPPLIES	15,000		15,000	0	1,790	13,210	8,750	(6,960)	58.33%	11.94%
		_Total_1304 DIV. OF BLDG	**2,678,380**	**-**	**2,678,380**	**57,486**	**1,535,771**	**1,085,123**	**1,563,200**	**30,057**	**58.36%**	**59.49%**
1305 CARE OF TREES												
101	1305	54500-000000 SPRAYING & CARE OF TRE	225,000		225,000	0	136,900	88,100	131,250	5,650	58.33%	60.84%
101	1305	54501-000000 PLANTING OF TREES	30,000		30,000	6,000	106,000	(82,000)	17,500	94,500	58.33%	373.33%
Total Dept.		**_Total_1305 CARE OF TRE**	**255,000**	**-**	**255,000**	**6,000**	**242,900**	**6,100**	**148,750**	**100,150**	**58.33%**	**97.61%**

FY 25 3rd QUARTER ACTUAL VS PROJECTED EXPENDITURES-Cash Basis
For the period ending: January 31, 2025

Fund	Dept.	Acc. Description	Approved Council Budget	Transfers To (From)	Available Balance	Encumb.	Actual	Un-Encumb. Balance	Projected Exp. Through January 31, 2025	Over (Under) Projected Budget	Projected % of Budget	Actual w/encum % of Budget
1306 REFUSE REMOVAL & DISPOSAL												
101-1306-51100-000000		SALARY SCHEDULE	59,572		59,572	0	34,369	25,203	34,368	0	57.69%	57.69%
101-1306-51300-000000		PAYROLL TAXES	4,557		4,557	0	2,519	2,038	2,629	(110)	57.69%	55.27%
101-1306-51301-000000		PENSION CONTRIBUTION	5,993		5,993	0	3,671	2,323	3,458	213	57.69%	61.25%
101-1306-51302-000000		HOSPITALIZATION	10,100		10,100	0	5,470	4,630	5,827	(357)	57.69%	54.16%
101-1306-51303-000000		HOSPITALIZATION BUYBA(	0		-	0	0	-	-	-	100.00%	0.00%
101-1306-51304-000000		GROUP LIFE INSURANCE	192		192	0	96	96	112	(16)	58.33%	50.00%
101-1306-52012-000000		GASOLINE & OIL	0		-	0	0	-	-	-	58.33%	0.00%
101-1306-54600-000000		REFUSE REMOVAL HAULI!	5,627,407		5,627,407	0	2,938,588	2,688,819	3,282,654	(344,066)	58.33%	52.22%
101-1306-54602-000000		REFUSE REMOVAL TIPPIN	1,810,954		1,810,954	0	1,017,013	793,941	1,056,390	(39,377)	58.33%	56.16%
101-1306-54603-000000		REFUSE REMOVAL-OTHEF	80,000		80,000	0	79,682	319	46,667	33,015	58.33%	99.60%
101-1306-54607-000000		WHITE GOODS/AMNESTIY	50,000		50,000	0	29,855	20,145	29,167	688	58.33%	59.71%
		_Total_1306 REFUSE REM(	**7,648,775**	**-**	**7,648,775**	**0**	**4,111,261**	**3,537,514**	**4,461,271**	**(350,010)**	**58.33%**	**53.75%**
1307 FLEET MANAGEMENT												
101-1307-51100-000000		SALARY SCHEDULE	592,459		592,459	0	347,405	245,054	341,803	5,601	57.69%	58.64%
101-1307-51101-000000		OVERTIME	36,000		36,000	0	35,384	616	20,769	14,615	57.69%	98.29%
101-1307-51104-000000		DIFFERENTIAL	44,600		44,600	0	30,112	14,488	25,731	4,382	57.69%	67.52%
101-1307-51106-000000		LONGEVITY	9,777		9,777	0	9,777	0	9,777	(0)	100.00%	100.00%
101-1307-51107-000000		EXTRA VACATION AFTER '	0		-	0	0	-	-	-	100.00%	0.00%
101-1307-51300-000000		PAYROLL TAXES	47,013		47,013	0	33,043	13,970	27,123	5,921	57.69%	70.29%
101-1307-51301-000000		PENSION CONTRIBUTION	99,431		99,431	0	62,367	37,064	57,364	5,003	57.69%	62.72%
101-1307-51302-000000		HOSPITALIZATION	181,541		181,541	0	105,262	76,279	104,735	527	57.69%	57.98%
101-1307-51303-000000		HOSPITALIZATION BUYBA(	6,686		6,686	0	9,472	(2,786)	3,857	5,615	57.69%	141.67%
101-1307-51304-000000		GROUP LIFE INSURANCE	1,728		1,728	0	864	864	1,008	(144)	58.33%	50.00%
101-1307-51306-000000		LEGAL SERVICES FUND	728		728	0	505	223	425	80	58.33%	69.32%
101-1307-52000-000000		OFFICE SUPPLIES AND EX	700		700	39	203	458	408	(167)	58.33%	34.51%
101-1307-52006-000000		EQUIPMENT REPAIRS	195,000		195,000	36,058	88,178	70,764	113,750	10,486	58.33%	63.71%
101-1307-52011-000000		UNIFORM	5,625		5,625	0	5,625	-	3,281	2,344	58.33%	100.00%
101-1307-52012-000000		GASOLINE & OIL	5,000		5,000	0	1,223	3,777	2,917	(1,693)	58.33%	24.47%
101-1307-52018-000000		REPLACEMENT VEHICLES	0		-	0	0	-	-	-	58.33%	0.00%
101-1307-54700-000000		AUTOMOTIVE EQUIPMENT	28,000		28,000	8,433	14,812	4,755	16,333	6,912	58.33%	83.02%
101-1307-54701-000000		AUTOMOTIVE PARTS	275,000		275,000	13,942	140,487	120,570	160,417	(5,987)	58.33%	56.16%
		_Total_1307 FLEET MANA(	**1,529,288**	**-**	**1,529,288**	**58,472**	**884,719**	**586,098**	**889,699**	**53,492**	**58.18%**	**61.68%**
1400 DEPT OF PARKS AND RECREATION												
101-1400-51100-000000		SALARY SCHEDULE	1,325,140		1,325,140	0	742,861	582,279	764,504	(21,643)	57.69%	56.06%
101-1400-51101-000000		OVERTIME	135,000		135,000	0	96,780	38,220	77,885	18,896	57.69%	71.69%
101-1400-51104-000000		DIFFERENTIAL	29,882		29,882	0	24,946	4,936	17,240	7,707	57.69%	83.48%
101-1400-51106-000000		LONGEVITY	33,040		33,040	0	28,298	4,742	33,040	(4,742)	100.00%	85.65%
101-1400-51107-000000		EXTRA VACATION AFTER '	2,897		2,897	0	2,696	201	2,897	(201)	100.00%	93.06%
101-1400-51200-000000		PART-TIME HELP	30,000		30,000	0	17,070	12,930	17,308	(238)	57.69%	56.90%
101-1400-51201-000000		PLAYGROUND ATTENDAN'	220,000		220,000	0	174,054	45,946	126,923	47,131	57.69%	79.12%
101-1400-51202-000000		POOL ATTENDANT WAGES	0		-	0	0	-	-	-	57.69%	0.00%
101-1400-51300-000000		PAYROLL TAXES	105,584		105,584	0	87,124	18,460	60,914	26,210	57.69%	82.52%
101-1400-51301-000000		PENSION CONTRIBUTION	220,843		220,843	0	134,400	86,443	127,409	6,990	57.69%	60.86%
101-1400-51302-000000		HOSPITALIZATION	395,073		395,073	0	207,648	187,425	227,927	(20,278)	57.69%	52.56%
101-1400-51303-000000		HOSPITALIZATION BUYBA(	5,878		5,878	0	11,643	(5,765)	5,878	5,765	100.00%	198.08%
101-1400-51304-000000		GROUP LIFE INSURANCE	4,224		4,224	0	1,968	2,256	2,464	(496)	58.33%	46.59%
101-1400-51306-000000		LEGAL SERVICES FUND	1,768		1,768	0	1,435	333	1,031	403	58.33%	81.14%
101-1400-52000-000000		OFFICE SUPPLIES AND EX	600		600	400	166	34	350	216	58.33%	94.37%
101-1400-52008-000000		ELECTRICITY	70,000		70,000	0	46,507	23,493	40,833	5,673	58.33%	66.44%
101-1400-52009-000000		WATER	60,000		60,000	0	34,796	25,204	35,000	(204)	58.33%	57.99%

FY 25 3rd QUARTER ACTUAL VS PROJECTED EXPENDITURES-Cash Basis
For the period ending: January 31, 2025

Fund Dept.	Acc. Description	Approved Council Budget	Transfers To (From)	Available Balance	Encumb.	Actual	Un-Encumb. Balance	Projected Exp. Through January 31, 2025	Over (Under) Projected Budget	Projected % of Budget	Actual w/encum % of Budget
101-1400-52011-000000	UNIFORM	13,425		13,425	0	13,425	-	7,831	5,594	58.33%	100.00%
101-1400-52012-000000	GASOLINE & OIL	58,000		58,000	11,312	28,722	17,966	33,833	6,200	58.33%	69.02%
101-1400-52018-000000	REPLACEMENT VEHICLES	0		-	0	0	-	-	-	0.00%	0.00%
101-1400-55000-000000	COMMUNITY PROGRAMS/I	0		-	0	0	-	-	-	58.33%	0.00%
101-1400-55001-000000	FERTILIZATION PROGRAM	40,000		40,000	0	20,936	19,064	23,333	(2,397)	58.33%	52.34%
101-1400-55002-000000	MAINTENANCE OF TREES/	25,000		25,000	0	28,360	(3,360)	14,583	13,777	58.33%	113.44%
101-1400-55004-000000	POOL PREVENTIVE MAINT	0		-	0	0	-	-	-	58.33%	0.00%
101-1400-55005-000000	POOL SUPPLIES	0		-	0	0	-	-	-	58.33%	0.00%
101-1400-55006-000000	RECREATION EXPENSES	165,000		165,000	12,364	183,976	(31,340)	96,250	100,090	58.33%	118.99%
101-1400-55007-000000	STADIUM AND FIELD SUPF	145,000		145,000	75,765	67,571	1,663	84,583	58,753	58.33%	98.85%
101-1400-55008-000000	PROGRAM AID	0		-	0	0	-	-	-	58.33%	0.00%
	_Total_1400 DEPT OF PAR	**3,086,354**	**-**	**3,086,354**	**99,841**	**1,955,383**	**1,031,130**	**1,802,017**	**253,207**	**58.39%**	**66.59%**
1500 PUBLIC LIBRARIES											
101-1500-51100-000000	SALARY SCHEDULE	2,083,227		2,083,227	0	1,190,293	892,934	1,201,862	(11,568)	57.69%	57.14%
101-1500-51103-000000	SUNDAY HOURS CENTRAL	26,000		26,000	0	13,120	12,880	15,000	(1,880)	57.69%	50.46%
101-1500-51200-000000	PART-TIME HELP	450,000		450,000	0	233,787	216,213	259,615	(25,828)	57.69%	51.95%
101-1500-51300-000000	PAYROLL TAXES	161,338		161,338	0	106,667	54,671	93,080	13,587	57.69%	66.11%
101-1500-51301-000000	PENSION CONTRIBUTION	207,662		207,662	0	126,515	81,147	119,805	6,710	57.69%	60.92%
101-1500-51302-000000	HOSPITALIZATION	461,820		461,820	0	238,682	223,138	266,435	(27,753)	57.69%	51.68%
101-1500-51303-000000	HOSPITALIZATION BUYBA(	0		-	0	0	-	-	-	100.00%	0.00%
101-1500-51304-000000	GROUP LIFE INSURANCE	2,976		2,976	0	1,456	1,520	1,736	(280)	58.33%	48.92%
101-1500-51306-000000	LEGAL SERVICES FUND	4,000		4,000	0	4,000	-	2,333	1,667	58.33%	100.00%
101-1500-52004-000000	DEPARTMENTAL EXPENSE	8,000		8,000	0	4,944	3,056	4,667	277	58.33%	61.80%
101-1500-52010-000000	UTILITIES	110,000		110,000	0	56,699	53,301	64,167	(7,468)	58.33%	51.54%
101-1500-52013-000000	VEHICLE MAINTENANCE	2,000		2,000	0	683	1,317	1,167	(483)	58.33%	34.16%
101-1500-56001-000000	AUDIOVISUAL MATERIALS	25,000		25,000	12,565	9,709	2,726	14,583	7,690	58.33%	89.09%
101-1500-56002-000000	BOOKS & CARE	140,000		140,000	61,771	73,029	5,200	81,667	53,133	58.33%	96.29%
101-1500-56003-000000	CAPITAL REPAIR - REPLA(	3,000		3,000	0	2,799	201	1,750	1,049	58.33%	93.31%
101-1500-56005-000000	LIBRARY EQUIPMENT	25,000		25,000	1,666	2,582	20,752	14,583	(10,335)	58.33%	16.99%
101-1500-56006-000000	LIBRARY SUPPLIES	46,500		46,500	13,265	27,200	6,035	27,125	13,340	58.33%	87.02%
101-1500-56007-000000	ON LINE RESOURCES	60,000		60,000	11,463	47,313	1,224	35,000	23,776	58.33%	97.96%
101-1500-56008-000000	OPERATION OF LIBRARIES	198,000		198,000	57,256	137,650	3,094	115,500	79,406	58.33%	98.44%
101-1500-56009-000000	PERIODICALS	22,000		22,000	1,743	19,869	388	12,833	8,778	58.33%	98.23%
101-1500-56010-000000	PROPERTY MAINTENANCE	85,000		85,000	21,757	63,244	(1)	49,583	35,417	58.33%	100.00%
	_Total_1500 PUBLIC LIBRA	**4,121,523**	**-**	**4,121,523**	**181,485**	**2,360,241**	**1,579,797**	**2,382,491**	**159,235**	**57.81%**	**61.67%**
1600 SENIOR SVS - ADMINISTRATION											
101-1600-51100-000000	SALARY SCHEDULE	261,677		261,677	0	150,642	111,035	150,968	(326)	57.69%	57.57%
101-1600-51101-000000	OVERTIME	2,000		2,000	0	409	1,591	1,154	(745)	57.69%	20.46%
101-1600-51107-000000	EXTRA VACATION AFTER '	1,512		1,512	0	1,407	105	1,512	(105)	100.00%	93.05%
101-1600-51200-000000	PART-TIME HELP	34,000		34,000	0	21,285	12,716	19,615	1,669	57.69%	62.60%
101-1600-51300-000000	PAYROLL TAXES	20,549		20,549	0	12,910	7,639	11,855	1,055	57.69%	62.83%
101-1600-51301-000000	PENSION CONTRIBUTION	33,616		33,616	0	19,953	13,663	19,394	559	57.69%	59.35%
101-1600-51302-000000	HOSPITALIZATION	59,673		59,673	0	40,091	19,582	34,427	5,664	57.69%	67.18%
101-1600-51303-000000	HOSPITALIZATION BUYBA(	5,533		5,533	0	0	5,533	5,533	(5,533)	100.00%	0.00%
101-1600-51304-000000	GROUP LIFE INSURANCE	768		768	0	288	480	448	(160)	58.33%	37.50%
101-1600-52002-000000	SUPPLIES	9,000		9,000	2,498	5,027	1,475	5,250	2,275	58.33%	83.61%
101-1600-52006-000000	EQUIPMENT REPAIRS	9,000		9,000	4,203	4,584	213	5,250	3,537	58.33%	97.63%
101-1600-52015-000000	EDUCATION PROGRAM	250		250	0	0	250	146	(146)	58.33%	0.00%
	_Total_1600 SENIOR SVS -	**437,578**	**-**	**437,578**	**6,701**	**256,594**	**174,283**	**255,551**	**7,744**	**58.40%**	**60.17%**
1601 SENIOR SERVICES - PROGRAMS											

FY 25 3rd QUARTER ACTUAL VS PROJECTED EXPENDITURES-Cash Basis
For the period ending: January 31, 2025

Fund Dept.	Acc. Description	Approved Council Budget	Transfers To (From)	Available Balance	Encumb.	Actual	Un-Encumb. Balance	Projected Exp. Through January 31, 2025	Over (Under) Projected Budget	Projected % of Budget	Actual w/encum % of Budget
101-1601-51100-000000	SALARY SCHEDULE	56,570		56,570	0	28,937	27,633	32,637	(3,700)	57.69%	51.15%
101-1601-51101-000000	OVERTIME	0		-	0	0	-	-	-	57.69%	0.00%
101-1601-51107-000000	EXTRA VACATION AFTER	0		-	0	0	-	-	-	57.69%	0.00%
101-1601-51200-000000	PART-TIME HELP	18,000		18,000	0	9,306	8,694	10,385	(1,079)	57.69%	51.70%
101-1601-51300-000000	PAYROLL TAXES	4,328		4,328	0	3,805	523	2,497	1,308	57.69%	87.91%
101-1601-51301-000000	PENSION CONTRIBUTION	7,069		7,069	0	5,362	1,707	4,078	1,284	57.69%	75.86%
101-1601-51302-000000	HOSPITALIZATION	12,596		12,596	0	5,849	6,747	7,267	(1,418)	57.69%	46.43%
101-1601-51303-000000	HOSPITALIZATION BUYBA	0		-	0	0	-	-	-	100.00%	0.00%
101-1601-51304-000000	GROUP LIFE INSURANCE	192		192	0	80	112	112	(32)	58.33%	41.67%
101-1601-52002-000000	SUPPLIES	4,000		4,000	838	1,898	1,264	2,333	403	58.33%	68.40%
101-1601-52015-000000	EDUCATION PROGRAM	0		-	0	0	-	-	-	58.33%	0.00%
101-1601-57700-000000	INSTRUCTORS	27,470		27,470	1,480	18,210	7,780	16,024	3,666	58.33%	71.68%
101-1601-57702-000000	SPECIAL ACTIVITIES	4,400		4,400	720	2,948	732	2,567	1,101	58.33%	83.36%
	_Total_1601 SENIOR SERV	**134,625**	**-**	**134,625**	**3,038**	**76,394**	**55,193**	**77,899**	**1,533**	**57.86%**	**59.00%**
1602 SENIOR SVS - ADLT DAY CARE											
101-1602-51100-000000	SALARY SCHEDULE	219,724		219,724	0	126,688	93,036	126,764	(75)	57.69%	57.66%
101-1602-51101-000000	OVERTIME	0		-	0	0	-	-	-	57.69%	0.00%
101-1602-51104-000000	DIFFERENTIAL	7,695		7,695	0	4,275	3,420	4,439	(165)	57.69%	55.55%
101-1602-51107-000000	EXTRA VACATION AFTER	1,032		1,032	0	1,175	(143)	1,032	143	100.00%	113.82%
101-1602-51200-000000	PART-TIME HELP	105,000		105,000	14,819	51,558	38,624	60,577	5,799	57.69%	63.22%
101-1602-51300-000000	PAYROLL TAXES	17,041		17,041	0	13,734	3,307	9,831	3,903	57.69%	80.59%
101-1602-51301-000000	PENSION CONTRIBUTION	29,729		29,729	0	17,754	11,975	17,151	603	57.69%	59.72%
101-1602-51302-000000	HOSPITALIZATION	51,519		51,519	0	27,074	24,445	29,723	(2,648)	57.69%	52.55%
101-1601-51302-000000	HOSPITALIZATION BUYBA	0		-	0	2,000	(2,000)	-	2,000	57.69%	0.00%
101-1602-51304-000000	GROUP LIFE INSURANCE	768		768	0	384	384	448	(64)	58.33%	50.00%
101-1602-52002-000000	SUPPLIES	7,000		7,000	1,204	3,857	1,939	4,083	978	58.33%	72.30%
101-1602-52015-000000	EDUCATION PROGRAM	600		600	0	0	600	350	(350)	58.33%	0.00%
101-1602-57700-000000	INSTRUCTORS	35,000		35,000	4,575	20,914	9,512	20,417	5,072	58.33%	72.82%
101-1602-57701-000000	NUTRITION PROGRAM	27,500		27,500	0	13,841	13,659	16,042	(2,200)	58.33%	50.33%
101-1602-57702-000000	SPECIAL ACTIVITIES	3,000		3,000	0	650	2,350	1,750	(1,100)	58.33%	21.68%
	_Total_1602 SENIOR SVS -	**505,608**	**-**	**505,608**	**20,597**	**283,904**	**201,107**	**292,607**	**11,894**	**57.87%**	**60.22%**
1603 SENIOR SVS - SOCIAL SERVICES											
101-1603-51100-000000	SALARY SCHEDULE	174,293		174,293	0	84,973	89,320	100,554	(15,581)	57.69%	48.75%
101-1603-51101-000000	OVERTIME	2,000		2,000	0	1,174	826	1,154	20	57.69%	58.69%
101-1603-51107-000000	EXTRA VACATION AFTER	1,407		1,407	0	2,598	(1,191)	1,407	1,191	100.00%	184.64%
101-1603-51300-000000	PAYROLL TAXES	13,864		13,864	0	6,799	7,065	7,998	(1,200)	57.69%	49.04%
101-1603-51301-000000	PENSION CONTRIBUTION	30,439		30,439	0	14,126	16,313	17,561	(3,435)	57.69%	46.41%
101-1603-51302-000000	HOSPITALIZATION	49,952		49,952	0	27,982	21,970	28,818	(836)	57.69%	56.02%
101-1603-51303-000000	HOSPITALIZATION BUYBA	5,533		5,533	0	3,228	2,305	3,192	36	57.69%	58.34%
101-1603-51304-000000	GROUP LIFE INSURANCE	576		576	0	288	288	336	(48)	58.33%	50.00%
101-1603-52002-000000	SUPPLIES	1,200		1,200	0	192	1,008	700	(508)	58.33%	15.98%
101-1603-52004-000000	DEPARTMENTAL EXPENSE	3,500		3,500	0	3,474	26	2,042	1,432	58.33%	99.26%
101-1603-52015-000000	EDUCATION PROGRAM	200		200	0	0	200	117	(117)	58.33%	0.00%
101-1603-57700-000000	INSTRUCTORS	2,800		2,800	0	0	2,800	1,633	(1,633)	58.33%	0.00%
101-1603-57701-000000	NUTRITION PROGRAM	3,000		3,000	0	0	3,000	1,750	(1,750)	58.33%	0.00%
	_Total_1603 SENIOR SVS -	**288,764**	**-**	**288,764**	**0**	**144,833**	**143,931**	**167,262**	**(22,429)**	**57.92%**	**50.16%**
1604 SENIOR SERVICES - TRANSVAN											
101-1604-51100-000000	SALARY SCHEDULE	259,954		259,954	0	149,930	110,024	149,973	(43)	57.69%	57.68%
101-1604-51101-000000	OVERTIME	3,000		3,000	0	2,107	893	1,731	376	57.69%	70.22%

FY 25 3rd QUARTER ACTUAL VS PROJECTED EXPENDITURES-Cash Basis
For the period ending: January 31, 2025

Fund Dept.	Acc. Description	Approved Council Budget	Transfers To (From)	Available Balance	Encumb.	Actual	Un-Encumb. Balance	Projected Exp. Through January 31, 2025	Over (Under) Projected Budget	Projected % of Budget	Actual w/encum % of Budget
101-1604-51104-000000	DIFFERENTIAL	9,750		9,750	0	5,625	4,125	5,625	-	57.69%	57.69%
101-1604-51107-000000	EXTRA VACATION AFTER '	1,070		1,070	0	0	1,070	1,070	(1,070)	100.00%	0.00%
101-1604-51200-000000	PART-TIME HELP	0		-	0	0	-	-	-	57.69%	0.00%
101-1604-51300-000000	PAYROLL TAXES	20,121		20,121	0	11,771	8,350	11,608	162	57.69%	58.50%
101-1604-51301-000000	PENSION CONTRIBUTION	35,412		35,412	0	20,676	14,736	20,430	246	57.69%	58.39%
101-1604-51302-000000	HOSPITALIZATION	48,090		48,090	0	26,267	21,823	27,744	(1,477)	57.69%	54.62%
101-1604-51303-000000	HOSPITALIZATION BUYBA(	2,000		2,000	0	2,000	-	-	2,000	0.00%	100.00%
101-1604-51304-000000	GROUP LIFE INSURANCE	960		960	0	480	480	560	(80)	58.33%	50.00%
101-1604-52002-000000	SUPPLIES	1,500		1,500	385	110	1,005	875	(380)	58.33%	33.00%
101-1604-52010-000000	UTILITIES	4,000		4,000	495	1,837	1,668	2,333	(1)	58.33%	58.30%
101-1604-52012-000000	GASOLINE & OIL	23,000		23,000	9,602	13,398	-	13,417	9,583	58.33%	100.00%
101-1604-52013-000000	VEHICLE MAINTENANCE	15,000		15,000	270	4,589	10,141	8,750	(3,891)	58.33%	32.39%
101-1604-52015-000000	EDUCATION PROGRAM	0		-	0	0	-	-	-	58.33%	0.00%
101-1604-52018-000000	REPLACEMENT VEHICLES	0		-	0	0	-	-	-	58.33%	0.00%
	_Total_1604 SENIOR SERV	**423,857**	**-**	**423,857**	**10,752**	**238,790**	**174,315**	**244,117**	**5,425**	**57.59%**	**58.87%**
1605 SENIOR SERVICES - NUTRITION											
101-1605-51100-000000	SALARY SCHEDULE	169,555		169,555	0	92,327	77,228	97,820	(5,493)	57.69%	54.45%
101-1605-51101-000000	OVERTIME	2,000		2,000	0	513	1,487	1,154	(641)	57.69%	25.67%
101-1605-51107-000000	EXTRA VACATION AFTER '	1,009		1,009	0	1,009	(0)	1,009	0	100.00%	100.00%
101-1605-51200-000000	PART-TIME HELP	55,000		55,000	0	17,484	37,517	31,731	(14,247)	57.69%	31.79%
101-1605-51300-000000	PAYROLL TAXES	13,048		13,048	0	8,325	4,723	7,528	797	57.69%	63.80%
101-1605-51301-000000	PENSION CONTRIBUTION	24,895		24,895	0	10,391	14,504	14,363	(3,972)	57.69%	41.74%
101-1605-51302-000000	HOSPITALIZATION	60,910		60,910	0	20,083	40,827	35,140	(15,058)	57.69%	32.97%
101-1605-51303-000000	HOSPITALIZATION BUYBA(	0		-	0	0	-	-	-	100.00%	0.00%
101-1605-51304-000000	GROUP LIFE INSURANCE	576		576	0	192	384	336	(144)	58.33%	33.33%
101-1605-52002-000000	SUPPLIES	10,000		10,000	2,742	4,822	2,436	5,833	1,731	58.33%	75.64%
101-1605-52006-000000	EQUIPMENT REPAIRS	11,000		11,000	4,875	5,085	1,040	6,417	3,543	58.33%	90.55%
101-1605-52012-000000	GASOLINE & OIL	500		500	0	26	474	292	(266)	58.33%	5.20%
101-1605-52013-000000	VEHICLE MAINTENANCE	300		300	0	0	300	175	(175)	58.33%	0.00%
101-1605-52015-000000	EDUCATION PROGRAM	500		500	0	0	500	292	(292)	58.33%	0.00%
101-1605-52018-000000	REPLACEMENT VEHICLES	0		-	0	0	-	-	-	0.00%	0.00%
101-1605-57701-000000	NUTRITION PROGRAM	220,000		220,000	18,598	128,700	72,702	128,333	18,964	58.33%	66.95%
	_Total_1605 SENIOR SERV	**569,293**	**-**	**569,293**	**26,215**	**288,957**	**254,122**	**330,422**	**(15,251)**	**58.04%**	**55.36%**
1606 SENIOR SERVICES - RSVP											
101-1606-51100-000000	SALARY SCHEDULE	65,760		65,760	0	37,825	27,935	37,938	(113)	57.69%	57.52%
101-1606-51101-000000	OVERTIME	0		-	0	0	-	-	-	57.69%	0.00%
101-1606-51107-000000	EXTRA VACATION AFTER '	0		-	0	1,242	(1,242)	-	1,242	57.69%	0.00%
101-1606-51200-000000	PART-TIME HELP	15,000		15,000	0	11,702	3,299	8,654	3,048	57.69%	78.01%
101-1606-51300-000000	PAYROLL TAXES	5,031		5,031	0	3,874	1,157	2,903	972	57.69%	77.01%
101-1606-51301-000000	PENSION CONTRIBUTION	10,656		10,656	0	6,444	4,212	6,148	297	57.69%	60.48%
101-1606-51302-000000	HOSPITALIZATION	10,597		10,597	0	6,244	4,353	6,114	131	57.69%	58.92%
101-1606-51303-000000	HOSPITALIZATION BUYBA(	0		-	0	0	-	-	-	57.69%	0.00%
101-1606-51304-000000	GROUP LIFE INSURANCE	192		192	0	96	96	112	(16)	58.33%	50.00%
101-1606-52002-000000	SUPPLIES	2,000		2,000	945	527	528	1,167	306	58.33%	73.62%
101-1606-52015-000000	EDUCATION PROGRAM	2,000		2,000	0	2,224	(224)	1,167	1,058	58.33%	111.21%
101-1606-57600-000000	VOLUNTEER INSURANCE	827		827	0	162	665	482	(320)	58.33%	19.64%
101-1606-57601-000000	VOLUNTEER TRAVEL	7,500		7,500	0	7,335	165	4,375	2,960	58.33%	97.80%
101-1606-57701-000000	NUTRITION PROGRAM	2,000		2,000	0	1,374	626	1,167	207	58.33%	68.68%
101-1606-57702-000000	SPECIAL ACTIVITIES	2,000		2,000	0	787	1,213	1,167	(380)	58.33%	39.34%
	_Total_1606 SENIOR SERV	**123,563**	**-**	**123,563**	**945**	**79,837**	**42,781**	**71,392**	**9,390**	**57.78%**	**65.38%**

FY 25 3rd QUARTER ACTUAL VS PROJECTED EXPENDITURES-Cash Basis

For the period ending: January 31, 2025

Fund	Dept.	Acc. Description	Approved Council Budget	Transfers To (From)	Available Balance	Encumb.	Actual	Un-Encumb. Balance	Projected Exp. Through January 31, 2025	Over (Under) Projected Budget	Projected % of Budget	Actual w/encum % of Budget
1700 MUNICIPAL INDEBTEDNESS												
101	1700	52110-000000 CONTINGENCY	0		-	0	0	-	-	-	0.00%	0.00%
101	1700	52115-000000 CONTINGENCY LABOR CO	300,000		300,000	0	0	300,000	175,000	(175,000)	58.33%	0.00%
101	1700	58000-000000 INTEREST-CITY BONDS & I	3,323,190		3,323,190	0	2,338,861	984,329	2,359,465	(20,604)	71.00%	70.38%
101	1700	58001-000000 PRINCIPAL PAYMENTS-SE	7,027,000		7,027,000	0	5,939,319	1,087,681	5,972,950	(33,631)	85.00%	84.52%
		_Total_1700 MUNICIPAL IN	**10,650,190**	**-**	**10,650,190**	**0**	**8,278,180**	**2,372,010**	**8,507,415**	**(229,235)**	**79.88%**	**77.73%**
1800 SCHOOL SYSTEM												
101	1800	59000-000000 SCHOOL MAINTENANCE	180,021,617		180,021,617	0	110,307,529	69,714,088	105,012,610	5,294,919	58.33%	61.27%
		_Total_1800 SCHOOL SYS	**180,021,617**	**-**	**180,021,617**	**0**	**110,307,529**	**69,714,088**	**105,012,610**	**5,294,919**	**58.33%**	**61.27%**
1900 CRANSTON COMM												
101	1900	52049-000000 CCAP-HEAD START	50,000		50,000	0	0	50,000	25,000	(25,000)	50.00%	0.00%
101	1900	52050-000000 COMMUNITY ACTION PRO	60,000		60,000	0	0	60,000	30,000	(30,000)	50.00%	0.00%
101	1900	52051-000000 CCAP DAY CARE PROGRA	50,000		50,000	0	0	50,000	25,000	(25,000)	50.00%	0.00%
101	1900	52052-000000 CCAP SEXUAL ABUSE COU	2,500		2,500	0	0	2,500	1,250	(1,250)	50.00%	0.00%
101	1900	52053-000000 CRANSTON HISTORICAL S	7,500		7,500	0	7,500	-	3,750	3,750	50.00%	100.00%
101	1900	52054-000000 CCAP RENTAL ASSISTANC	10,000		10,000	0	0	10,000	5,000	(5,000)	50.00%	0.00%
101	1900	52057-000000 WORKING CITY GRANT	0		-	0	0	-	-	-	0.00%	0.00%
		_Total_1900 CRANSTON C	**180,000**	**-**	**180,000**	**0**	**7,500**	**172,500**	**90,000**	**(82,500)**	**50.00%**	**4.17%**

FY 25 3rd QUARTER ACTUAL VS PROJECTED EXPENDITURES-Cash Basis
For the period ending: January 31, 2025

Fund	Dept.	Acc. Description	Approved Council Budget	Transfers To (From)	Available Balance	Encumb.	Actual	Un-Encumb. Balance	Projected Exp. Through January 31, 2025	Over (Under) Projected Budget	Projected % of Budget	Actual w/encum % of Budget
	1901 MISC. BOARDS AND COMM.											
	101-1901-51300-000000	PAYROLL TAXES	689		689	0	512	177	398	114	57.69%	74.26%
	101-1901-52055-000000	PAWTUXET RIVER AUTHO	5,000		5,000	0	7,000	(2,000)	5,000	2,000	100.00%	140.00%
	101-1901-52056-000000	CRANSTON ARTS COMMIS	7,400		7,400	0	0	7,400	7,400	(7,400)	100.00%	0.00%
	101-1901-52060-000000	TAX ASSESS. BOARD OF F	9,000		9,000	0	6,000	3,000	5,192	807	57.69%	66.66%
	101-1901-52061-000000	CRANSTON CONSERVATIC	1,000		1,000	0	0	1,000	583	(583)	58.33%	0.00%
	101-1901-52062-000000	HISTORIC DISTRICT COMM	2,000		2,000	0	0	2,000	1,167	(1,167)	58.33%	0.00%
	101-1901-52063-000000	DISVERSITY COMMISSION	5,000		5,000	0	0	5,000	2,917	(2,917)	58.33%	0.00%
		_Total_1901 MISC. BOARD	**30,089**	**-**	**30,089**	**0**	**13,511**	**16,578**	**22,656**	**(9,145)**	**75.30%**	**44.90%**
	1902 HARBOR MASTER											
	101-1902-51100-000000	SALARY SCHEDULE	3,500		3,500	0	269	3,231	2,019	(1,750)	57.69%	7.69%
	101-1902-51300-000000	PAYROLL TAXES	270		270	0	21	249	156	(135)	57.69%	7.63%
	101-1902-52004-000000	DEPARTMENTAL EXPENSE	1,000		1,000	0	0	1,000	583	(583)	58.33%	0.00%
		_Total_1902 HARBOR MAS	**4,770**	**-**	**4,770**	**0**	**290**	**4,480**	**2,758**	**(2,468)**	**57.83%**	**6.08%**
	1950 REVOLVING											
	101-1950-52080-000000	REVOLV - GASOLINE	0		-	101,321	0	(101,321)	-	101,321	0.00%	0.00%
	101-1950-52081-000000	REVOLV - CAR WASH	0		-	0	0	-	-	-	0.00%	0.00%
		_Total_1950 REVOLVING	**0**	**-**	**-**	**101,321**	**0**	**(101,321)**	**-**	**101,321**	**0.00%**	**0.00%**
	1951 TRANSFERS											
	101-1951-52090-000000	TRANSFERS TO OTHER FU	0	-	-	0	6,283,561	(6,283,561)	-	6,283,561	0.00%	0.00%
		_Total_1951 TRANSFERS	**0**	**-**	**-**	**0**	**6,283,561**	**(6,283,561)**	**-**	**6,283,561**	**0.00%**	**0.00%**
			323,650,414	**-**	**323,650,414**	**2,479,048**	**209,054,714**	**112,116,652**	**191,491,273**	**20,042,490**	**59.17%**	**65.36%**
					242,908,164		**98,747,185**					
							164,591,386					
							17,934,963					
102	**AMERICA RESCU PLAN ACT (ARPA)**											
	102-0000-52090-000000	TRANSFER TO OTHER FUN	0		-	0	7,246,005	(7,246,005)	-	7,246,005	0.00%	0.00%
	102-0000-54120-000000	ZONING IMPLEMENT COM	0		-	0	0	-	-	-	0.00%	0.00%
			0	**-**	**-**	**0**	**7,246,005**	**(7,246,005)**	**-**	**7,246,005**	**0.00%**	**0.00%**
103	**HOSPITAL STABILIZATION FUND**											
	103-0000-52090-000000	TRANSFER TO OTHER FUN	0		-	0	0	-	-	-	0.00%	0.00%
			0	**-**	**-**	**0**	**0**	**-**	**-**	**-**	**0.00%**	**0.00%**
104	**SNOW AND ICE INSURANCE FUND**											
	104-0000-50100-000000	PROGRAM EXPENSE	0	-	-	0	0	-	-	-	0.00%	0.00%
			0	**-**	**-**	**0**	**0**	**-**	**-**	**-**	**0.00%**	**0.00%**
105	**PUBLIC FACILITES MGMT. FOUND.**											
	105-0000-50100-000000	PROGRAM EXPENSE	0	-	-	0	0	-	-	-	0.00%	0.00%
			0	**-**	**-**	**0**	**0**	**-**	**-**	**-**	**0.00%**	**0.00%**
106	**JUVENILE HEARING BOARD**											
	106-0000-50100-000000	PROGRAM EXPENSES	0	-	-	0	0	-	-	-	0.00%	0.00%
			0	**-**	**-**	**0**	**0**	**-**	**-**	**-**	**0.00%**	**0.00%**
107	**LIBRARY RESERVE**											
	107-0000-50100-150001	PROGRAM EXPENSE	0	-	-	0	22,572	(22,572)	-	22,572	0.00%	0.00%
			0	**-**	**-**	**0**	**22,572**	**(22,572)**	**-**	**22,572**	**0.00%**	**0.00%**

FY 25 3rd QUARTER ACTUAL VS PROJECTED EXPENDITURES-Cash Basis
For the period ending: January 31, 2025

Fund	Dept.	Acc. Description	Approved Council Budget	Transfers To (From)	Available Balance	Encumb.	Actual	Un-Encumb. Balance	Projected Exp. Through January 31, 2025	Over (Under) Projected Budget	Projected % of Budget	Actual w/encum % of Budget
110	**NON-PUBLIC SAFETY GRANTS**											
	110-0000-50100-110901	PROGRAM EXPENSES	0	-	-	0	38,565	(38,565)	-	38,565	0.00%	0.00%
	110-1116-50100-000000	PROGRAM EXPENSES	0	-	-	0	4,151	(4,151)	-	4,151	0.00%	0.00%
			0	**0**	**0**	**0**	**42,716**	**(42,716)**	**0**	**42,716**	**0.00%**	**0.00%**
380	**ICE RINK FUND**											
	380-3800-50100-000000	PROGRAM EXPENSES	469,000	-	469,000	38,055	227,299	203,646	273,583	(8,229)	58.33%	56.58%
	380-3800-50210-000000	CONSTRUCTION IN PROG	17,800	-	17,800	0	0	17,800	10,383	(10,383)	58.33%	0.00%
	380-3800-50870-000000	DEPRECIATION	0	-	-	0	0	-	-	-	58.33%	0.00%
	380-3800-51100-000000	SALARY SCHEDULE	69,763	-	69,763	0	40,413	29,350	40,248	165	57.69%	57.93%
	380-3800-51101-000000	OVERTIME	0	-	-	0	0	-	-	-	57.69%	0.00%
	380-3800-51200-000000	PART-TIME HELP	130,000	-	130,000	0	100,338	29,662	75,000	25,338	57.69%	77.18%
	380-3800-51300-000000	PAYROLL TAXES	5,337	-	5,337	0	9,844	(4,507)	3,079	6,765	57.69%	184.45%
	380-3800-51301-000000	PENSION CONTRIBUTION	7,019	-	7,019	0	4,299	2,720	4,049	249	57.69%	61.24%
	380-3800-51302-000000	HOSPITALIZATION	24,889	-	24,889	0	13,479	11,410	14,359	(880)	57.69%	54.16%
	380-3800-51304-000000	GROUP LIFE INSURANCE	192	-	192	0	96	96	111	(15)	57.69%	50.00%
			724,000	**-**	**724,000**	**38,055**	**395,767**	**290,178**	**420,813**	**13,010**	**58.12%**	**59.92%**
402	**FIRE-GRANTS/DONATIONS**											
	402-4020-50100-000000	PROGRAM EXPENSES	0	-	-	0	9,137	(9,137)	-	9,137	0.00%	0.00%
	402-4020-50100-402001	PROGRAM EXP-HAZMAT	0	-	-	0	14,416	(14,416)	-	14,416	0.00%	0.00%
	402-4020-50100-402002	PROGRAM EXP-HOSE GRA	0	-	-	0	74,472	(74,472)	-	74,472	0.00%	0.00%
			0	**0**	**0**	**0**	**98,025**	**(98,025)**	**0**	**98,025**	**0.00%**	**0.00%**
	GASB 54 Total		**323,650,414**	**0**	**323,650,414**	**2,479,048**	**216,464,032**	**104,750,050**	**191,491,273**	**27,409,092**	**59.17%**	**67.65%**
							106,113,787					
	Reportable Government Services						**7,409,318**					
							172,000,704					
							(1,532,709)					
							16,402,253					
404	**SPECIAL FIRE DUTY**											
	404-4040-50100-000000	PROGRAM EXPENSES	0	-	-	0	26,205	(26,205)	-	-	-	0.00%
			0	**-**	**-**	**-**	**26,205**	**(26,205)**	**-**	**-**	**-**	**0.00%**
457	**SPECIAL POLICE DUTY**											
	457-4570-50100-000000	PROGRAM EXPENSES	0	-	-	0	1,512,669	(1,512,669)	-	1,512,669	0.00%	0.00%
	457-4570-51100-000000	SALARY SCHEDULE	0	-	-	0	0	-	-	-	0.00%	0.00%
	457-4570-51101-000000	OVERTIME	0	-	-	0	0	-	-	-	0.00%	0.00%
	457-4570-51102-000000	SPECIAL DUTY	0	-	-	0	0	-	-	-	0.00%	0.00%
	457-4570-51300-000000	PAYROLL TAXES	0	-	-	0	7,367	(7,367)	-	7,367	0.00%	0.00%
			0	**-**	**-**	**-**	**1,520,036**	**(1,520,036)**	**-**	**1,520,036**	**0.00%**	**0.00%**

FY 25 3rd QUARTER ACTUAL VS PROJECTED EXPENDITURES-Cash Basis
For the period ending: January 31, 2025

Fund	Dept.	Acc. Description	Approved Council Budget	Transfers To (From)	Available Balance	Encumb.	Actual	Un-Encumb. Balance	Projected Exp. Through January 31, 2025	Over (Under) Projected Budget	Projected % of Budget	Actual w/encum % of Budget
700	**_Total_7000 CDBG**											
	700-7000-50700-000000	CDBG-PROGRAM PROJEC	1,095,085		1,095,085	0	289,549	805,536	638,800	(349,251)	58.33%	26.44%
	700-7000-51100-000000	SALARY SCHEDULE	223,682		223,682	0	128,017	95,665	129,047	(1,030)	57.69%	57.23%
	700-7000-51108-000000	SEVERANCE	0		-	0	54,563	(54,563)	-	54,563	57.69%	0.00%
	700-7000-51107-000000	EXTRA VACATION AFTER	0		-	0	0	-	-	-	0.00%	0.00%
	700-7000-51108-000000	SEVERANCE	0		-	0	0	-	-	-	0.00%	0.00%
	700-7000-51200-000000	PART-TIME HELP	36,450		36,450	0	20,260	16,190	21,029	(769)	57.69%	55.58%
	700-7000-51300-000000	PAYROLL TAXES	17,499		17,499	0	15,691	1,808	10,096	5,596	57.69%	89.67%
	700-7000-51301-000000	PENSION CONTRIBUTION	21,090		21,090	0	15,047	6,043	12,167	2,879	57.69%	71.35%
	700-7000-51302-000000	HOSPITALIZATION	37,701		37,701	0	26,945	10,756	21,751	5,194	57.69%	71.47%
	700-7000-51303-000000	HOSPITALIZATION BUYBA	5,069		5,069	0	5,069	(0)	-	5,069	0.00%	100.00%
	700-7000-51304-000000	GROUP LIFE INSURANCE	576		576	0	288	288	336	(48)	58.33%	50.00%
	700-7000-51403-000000	UNEMPLOYMENT	0	0	-	0	0	-	-	-	58.33%	0.00%
		_Total_7000 CDBG	**1,437,152**	**-**	**1,437,152**	**0**	**555,429**	**881,723**	**833,225**	**(277,796)**	**57.98%**	**38.65%**
							(291,179)					
							264,250					
	Total Reportable Government Services		1,437,152	-	1,437,152	-	**1,810,491**	(664,519)	833,225	1,242,240	**57.98%**	**125.98%**
							405,731					
	Grand Total		**325,087,566**	**-**	**325,087,566**	**2,479,048**	**218,274,523**	**104,085,531**	**192,324,498**	**28,651,332**	**59.16%**	**67.91%**
							173,811,195					
	Balance per Transparency Portal						**16,807,984**					
701	**7010 WIOA-JOB DEVEL**											
	701-7010-51100-000000	SALARY SCHEDULE	274,091		274,091	0	114,171	159,920	158,129	(43,959)	57.69%	41.65%
	701-7010-51107-000000	EXTRA VACATION AFTER	0		-	0	1,309	(1,309)	-	1,309	0.00%	0.00%
	701-7010-51200-000000	PART-TIME HELP	0		-	0	0	-	-	-	0.00%	0.00%
	701-7010-51300-000000	PAYROLL TAXES	21,389		21,389	0	9,190	12,199	12,340	(3,149)	57.69%	42.97%
	701-7010-51301-000000	PENSION CONTRIBUTION	37,448		37,448	0	17,653	19,795	21,605	(3,951)	57.69%	47.14%
	701-7010-51302-000000	HOSPITALIZATION	79,628		79,628	0	18,898	60,730	45,939	(27,041)	57.69%	23.73%
	701-7010-51303-000000	HOSPITALIZATION BUYBA	5,500		5,500	0	7,300	(1,800)	5,500	1,800	100.00%	132.73%
	701-7010-51304-000000	GROUP LIFE INSURANCE	768		768	0	288	480	448	(160)	58.33%	37.50%
	701-7010-51403-000000	UNEMPLOYMENT	0		-	0	0	-	-	-	58.33%	0.00%
	701-7010-52004-000000	DEPARTMENTAL EXPENSE	0		-	0	0	-	-	-	0.00%	0.00%
		_Total_7010 WIA-JOB DEV	**418,824**	**-**	**418,824**	**0**	**168,810**	**250,014**	**243,961**	**(75,151)**	**58.25%**	**40.31%**
750	**7500 CLAIMS COMMITT**											
	750-7500-50750-000000	APPRAISERS	2,500		2,500	0	1,160	1,340	1,458	(298)	58.33%	46.40%
	750-7500-50751-000000	CITY CLAIMS	75,000		75,000	0	38,721	36,279	43,750	(5,029)	58.33%	51.63%
	750-7500-50752-000000	CLAIMANTS - OUTSIDE	265,000		265,000	0	134,502	130,498	154,583	(20,082)	58.33%	50.76%
	750-7500-50753-000000	INSURANCE PREMIUM	12,500		12,500	0	37,580	(25,080)	7,292	30,288	58.33%	300.64%
	750-7500-50754-000000	INSURANCE PREMIUM - BI	210,000		210,000	0	226,779	(16,779)	122,500	104,279	58.33%	107.99%
	750-7500-50755-000000	WORKERS COMP./BEACOI	425,000		425,000	0	0	425,000	247,917	(247,917)	58.33%	0.00%
	750-7500-50756-000000	WORKERS COMP.PAYROL	0		-	0	0	-	-	-	58.33%	0.00%
	750-7500-50757-000000	SETTLEMENTS	0		-	0	0	-	-	-	0.00%	0.00%
	750-7500-51100-000000	SALARY SCHEDULE	0		-	0	0	-	-	-	0.00%	0.00%
	750-7500-51300-000000	PAYROLL TAXES	0		-	0	0	-	-	-	0.00%	0.00%
	750-7500-51301-000000	PENSION CONTRIBUTION	0		-	0	0	-	-	-	0.00%	0.00%
	750-7500-51302-000000	HOSPITALIZATION	0		-	0	0	-	-	-	0.00%	0.00%
	750-7500-51304-000000	GROUP LIFE INSURANCE	0		-	0	0	-	-	-	0.00%	0.00%
	750-7500-52000-000000	OFFICE SUPPLIES AND EX	0		-	0	0	-	-	-	0.00%	0.00%
	750-7500-52312-000000	LEGAL FEES - OUTSIDE SE	10,000		10,000	0	2,306	7,694	5,833	(3,527)	58.33%	23.06%
		_Total_7500 CLAIMS COMI	**1,000,000**	**-**	**1,000,000**	**0**	**441,047**	**558,953**	**583,333**	**(142,287)**	**58.33%**	**44.10%**

FY 25 3rd QUARTER ACTUAL VS PROJECTED EXPENDITURES-Cash Basis

For the period ending: January 31, 2025

Fund	Dept.	Acc. Description	Approved Council Budget	Transfers To (From)	Available Balance	Encumb.	Actual	Un-Encumb. Balance	Projected Exp. Through January 31, 2025	Over (Under) Projected Budget	Projected % of Budget	Actual w/encum % of Budget
800	**8000 SEWER ENTERPRI**											
	800-8000-50800-000000	PRIVATIZATION CONTRAC	13,000,000		13,000,000	0	6,167,966	6,832,034	7,583,333	(1,415,367)	58.33%	47.45%
	800-8000-50810-000000	SEWER CLAIMS	0		-	0	0	-	-	-	0.00%	0.00%
	800-8000-50820-000000	CAPITAL EXPENSES	6,803,730		6,803,730	1,691,212	1,751,486	3,361,032	3,968,843	(526,144)	58.33%	50.60%
	800-8000-50850-000000	INTEREST-SEWER BONDS	383,292		383,292	0	199,353	183,939	223,587	(24,234)	58.33%	52.01%
	800-8000-50860-000000	PRINCIPAL PAYMENT-SEW	1,193,300		1,193,300	0	1,193,300	-	696,092	497,208	58.33%	100.00%
	800-8000-50880-000000	ADMINISTRATIVE EXPENS	1,000,000		1,000,000	0	500,000	500,000	500,000	-	50.00%	50.00%
	800-8000-51100-000000	SALARY SCHEDULE	182,056		182,056	0	115,856	66,200	105,032	10,824	57.69%	63.64%
	800-8000-51101-000000	OVERTIME	0		-	0	307				0.00%	0.00%
	800-8000-51107-000000	EXTRA VACATION AFTER	0		-	0	2,384				0.00%	0.00%
	800-8000-51200-000000	PART-TIME HELP	0		-	0	3,315	(3,315)	-	3,315	57.69%	0.00%
	800-8000-51300-000000	PAYROLL TAXES	13,928		13,928	0	11,298	2,630	8,035	3,263	57.69%	81.12%
	800-8000-51301-000000	PENSION CONTRIBUTION	17,584		17,584	0	10,735	6,849	10,145	590	57.69%	61.05%
	800-8000-51302-000000	HOSPITALIZATION	51,519		51,519	0	20,326	31,193	29,723	(9,396)	57.69%	39.45%
	800-8000-51304-000000	GROUP LIFE INSURANCE	384		384	0	192	192	224	(32)	58.33%	50.00%
	800-8000-52004-000000	DEPARTMENTAL EXPENSE	15,000		15,000	0	5,957	9,043	8,750	(2,793)	58.33%	39.71%
	800-8000-52005-000000	AUDIT OF CITY BOOKS	0		-	0	0	-	-	-	58.33%	0.00%
	800-8000-52012-000000	GASOLINE & OIL	2,500		2,500	0	71	2,429	1,458	(1,387)	58.33%	2.85%
	800-8000-52016-000000	PROFESSIONAL SERVICES	200,000		200,000	0	27,810	172,190	116,667	(88,857)	58.33%	13.91%
	800-8000-52018-000000	REPLACEMENT VEHICLES	0		-	0	0	-	-	-	0.00%	0.00%
		_Total_8000 SEWER ENTE	**22,863,293**	**-**	**22,863,293**	**1,691,212**	**10,010,357**	**11,164,414**	**13,251,888**	**(1,553,010)**	**57.96%**	**51.18%**
		GRAND TOTAL	**350,093,683**	**0**	**350,093,683**	**4,208,316**	**220,626,124**	**125,261,934**	**206,824,493**	**18,007,256**	**59.08%**	**64.22%**

Dept	**General Fund**	**Analysis Of FY25 Ordinances**	
	5/6/2024	Adopted Budget	323,650,414
		Balance	323,650,414

City of Cranston
YTD Trial Balance
Fiscal Year: 2024 As of February 18, 2025

Account Number	Description	Beginning Balance	Debits	Credits	Ending Balance
101-0000-11200-000000	CASH	11,614,660.52	532,015,525.60	548,739,215.40	(5,109,029.28)
101-0000-11201-000000	WEBSTER BANK	2,487,120.92	26,195,503.95	26,451,024.39	2,231,600.48
101-0000-11202-000000	CITIZENS-3RD PARTY RESCUE	291,530.38	1,885,996.25	2,177,226.63	300.00
101-0000-11400-000000	PETTY CASH - CITY TREAS	1,500.00	0.00	0.00	1,500.00
101-0000-11401-000000	PETTY CASH - PURCH DEPT	500.00	0.00	0.00	500.00
101-0000-11402-000000	PETTY CASH - PURCH ROT FD	500.00	0.00	0.00	500.00
101-0000-11403-000000	PETTY CASH - CITY CLERK	250.00	0.00	0.00	250.00
101-0000-11404-000000	PETTY CASH - LIBRARIES	420.00	0.00	0.00	420.00
101-0000-11405-000000	PETTY CASH - DEPT SR SER	200.00	0.00	0.00	200.00
101-0000-11406-000000	PETTY CASH - MUNICIPAL COURT	50.00	0.00	0.00	50.00
101-0000-11407-000000	PETTY CASH - CANVASSING	50.00	0.00	0.00	50.00
101-0000-12200-000000	INVESTMENT - CITIZENS	7,023,826.57	189,331,381.25	193,776,951.67	2,578,256.15
101-0000-12201-000000	INVESTMENT-WEBSTER	45,267.11	1,100.74	0.00	46,367.85
101-0000-12204-000000	INVESTMENT-WASHINGTON TRUST	441,012.24	4,696,031.50	4,683,566.61	453,477.13
101-0000-12205-000000	INVESTMENT-BANK RI	624,790.14	4,695,646.55	4,683,566.61	636,870.08
101-0000-12206-000000	INVESTMENT-OSIP	138,930.00	104,197,528.87	77,000,000.00	27,336,458.87
101-0000-12208-000000	INVESTMENT-TD BANK	738,158.07	18,010.00	0.00	756,168.07
101-0000-12209-000000	INVESTMENT-CENTREVILLE SAVINGS	165,499.62	3,599.86	0.00	169,099.48
101-0000-12210-000000	INVESTMENT-SANTANDER	239,102.87	140.55	0.00	239,243.42
101-0000-13116-000000	TAX ASSEM. REC. 2015 FY2016	546,969.39	1,411.00	4,521.58	543,858.81
101-0000-13117-000000	TAX ASSEM. REC. 2016 FY2017	523,864.71	609.61	5,751.14	518,723.18
101-0000-13118-000000	TAX ASSEM. REC. 2017 FY2018	501,377.62	61.88	5,542.42	495,897.08
101-0000-13119-000000	TAX ASSEM. REC. 2018 FY2019	449,083.70	17.07	4,869.78	444,230.99
101-0000-13120-000000	TAX ASSEM. REC. 2019 FY2020	380,930.07	2,559.76	6,691.55	376,798.28
101-0000-13121-000000	TAX ASSEM. REC. 2020 FY2021	341,804.33	3,539.87	8,385.28	336,958.92
101-0000-13122-000000	TAX ASSEM. REC. 2021 FY2022	324,447.24	3,959.19	32,772.24	295,634.19
101-0000-13123-000000	TAX ASSEM. REC. 2022 FY2023	223,239.78	17,540.14	35,366.31	205,413.61
101-0000-13124-000000	TAX ASSEM. REC. 2023 FY2024	957,065.88	41,999.84	603,189.89	395,875.83
101-0000-13125-000000	TAX ASSEM. REC. 2024 FY2025	0.00	194,552,172.61	150,900,435.33	43,651,737.28
101-0000-14500-000000	ALLOW FOR UNCOLL REC	(1,290,000.00)	0.00	0.00	(1,290,000.00)
101-0000-15103-000000	DUE FROM RI-PUBLIC SERVICE CORP TAX	1,170,024.49	0.00	1,170,024.49	0.00
101-0000-15106-000000	DEPARTMENT RECEIVABLES	71,189.99	0.00	67,138.99	4,051.00
101-0000-15107-000000	LEASE RECEIVABLE	40,226.00	0.00	0.00	40,226.00
101-0000-15109-000000	PENSION TAX PAYMENTS	0.00	2,151,460.33	2,360,346.05	(208,885.72)
101-0000-16102-000000	DUE FROM BUDGET STABILIZATION	0.00	2,504,358.82	2,504,358.82	0.00
101-0000-16107-000000	DUE FROM LIBRARY RESERVE	(16,933.83)	16,933.83	0.00	0.00
101-0000-16110-000000	DUE FROM NON PUBLIC SAFETY GRANTS	77,130.00	42,715.60	81,280.60	38,565.00
101-0000-16200-000000	DUE FROM SCHOOL BOND FUND	0.00	233.26	233.26	0.00
101-0000-16204-000000	DUE FROM HIGHWAY BOND FUND	0.00	16.74	16.74	0.00
101-0000-16303-000000	DUE FROM LIBRARY GIFTS ACCOUNT	(2,461.00)	45,453.17	52,127.21	(9,135.04)
101-0000-16380-000000	DUE FROM ICE RINK	46,592.24	200,792.78	236,355.42	11,029.60
101-0000-16402-000000	DUE FROM FIRE-GRANTS/DONATIONS	(70,205.37)	112,102.83	41,897.46	0.00
101-0000-16404-000000	DUE FROM SPECIAL FIRE DUTY	48,616.19	29,825.63	36,870.56	41,571.26
101-0000-16451-000000	DUE FROM POLICE-GRANT/DONATION	7,154.04	143,597.14	147,875.46	2,875.72
101-0000-16452-000000	DUE FROM POLICE FED SEIZURE FD	(48,483.74)	98,881.77	50,398.03	0.00
101-0000-16453-000000	DUE FROM POLICE EVIDENCE	0.00	13,197.00	13,197.00	0.00
101-0000-16454-000000	DUE FROM POLICE STATE SEIZURE	0.00	63,983.59	66,642.39	(2,658.80)
101-0000-16457-000000	DUE FROM SPECIAL POLICE DUTY	184,928.57	1,894,760.80	2,022,581.63	57,107.74
101-0000-16501-000000	DUE FROM MULTIPURPOSE CENTER	(4,153.91)	4,153.91	0.00	0.00
101-0000-16503-000000	DUE FROM SEN SER SPECIAL PROJ	0.00	1,122.00	1,122.00	0.00
101-0000-16603-000000	DUE FROM IMPACT FEE	(593.46)	22,837.22	22,243.76	0.00
101-0000-16605-000000	DUE FROM HISTORICAL RECORDS	(1,904.00)	5,488.00	3,584.00	0.00
101-0000-16700-000000	DUE FROM COMMUNITY DEVELOPMENT	53,269.18	305,520.39	79,845.29	278,944.28
101-0000-16701-000000	DUE FROM WIA	44,554.56	200,286.65	154,821.21	90,020.00
101-0000-16704-000000	DUE FROM HOSPITALIZATION	922,105.67	10,270,173.71	10,540,039.12	652,240.26
101-0000-16750-000000	DUE FROM CLAIMS COMMITTEE	(200,712.16)	1,020,669.48	802,762.88	17,194.44
101-0000-16800-000000	DUE FROM SEWER ENTERPRISE	2,784,364.14	24,253,200.81	27,024,854.79	12,710.16
101-0000-16901-000000	DUE FROM POLICE PENSION FUND	20,000.00	0.00	20,000.00	0.00
101-0000-16904-000000	DUE FROM OPEB TRUST	1,747,248.22	3,549,831.32	3,394,660.50	1,902,419.04
101-0000-16999-000000	DUE FROM OTHER FUNDS	0.00	2,933,060.54	2,933,060.54	0.00
101-0000-17101-000000	ADVANCED DEPOSITS-UNITED HEALT	82,000.00	0.00	0.00	82,000.00
101-0000-17102-000000	ADVANCE DEPOSITS-BLUE CROSS	125,000.00	0.00	0.00	125,000.00
101-0000-17105-000000	LEASE RECEIVABLE - LONG TERM	547,850.00	0.00	0.00	547,850.00

City of Cranston
YTD Trial Balance
Fiscal Year: 2024 As of February 18, 2025

Account Number	Description	Beginning Balance	Debits	Credits	Ending Balance
_Total_0000		**34,398,956.98**	**1,102,865,426.80**	**1,058,263,848.42**	**79,000,535.36**
_Total_Assets		**34,398,956.98**	**1,102,865,426.80**	**1,058,263,848.42**	**79,000,535.36**
101-0000-21000-000000	ACCOUNTS PAYABLE	(2,321,089.38)	32,244,476.24	30,227,896.97	(304,510.11)
101-0000-21110-000000	CURRENT YEAR ACCOUNTS PAYABLE	217,553.21	1,200.63	218,753.84	0.00
101-0000-21500-000000	ACCOUNTS PAYABLE SCHOOL	3,273,046.28	3,441,236.32	12,469,985.76	(5,755,703.16)
101-0000-23000-000000	ACCRUED PAYROLL	(3,432,347.18)	56,274,272.88	52,841,925.70	0.00
101-0000-23118-000000	CRANSTON T.D.I.	(1,991.97)	27,753.69	35,277.51	(9,515.79)
101-0000-23120-000000	MARRIAGE LICENSE-STATE SHARE	(96.00)	4,000.00	4,608.00	(704.00)
101-0000-23121-000000	VITAL RECORDS-STATE SHARE	(2,464.00)	2,712.00	18,224.00	(17,976.00)
101-0000-23122-000000	VITAL RECORDS MAIL-STATE SHARE	0.00	0.00	33.00	(33.00)
101-0000-23123-000000	VITAL REC ADD'L COPY-STATE SHARE	(3,501.00)	1,521.00	26,253.00	(28,233.00)
101-0000-23124-000000	DEED STATE	0.00	70.00	636,733.33	(636,663.33)
101-0000-23125-000000	DEED > 800	0.00	0.00	14,736.10	(14,736.10)
101-0000-23127-000000	HISTORICAL STATE LIABILITY	0.00	0.00	12,005.99	(12,005.99)
101-0000-26201-000000	DUE TO OTHER FUNDS	0.00	40,061,350.66	40,061,350.66	0.00
101-0000-26222-000000	DUE TO OTHER FUNDS - DEPOSITS	(76,011.14)	28,335,340.68	23,304,596.17	4,954,733.37
101-0000-27000-000000	LEASE RECEIVABLE-DEFERRED INFLOW	(556,522.00)	0.00	0.00	(556,522.00)
101-0000-27110-000000	DEFERRED REV-COLLECTION IN ADV	(9,696,262.17)	9,696,262.17	0.00	0.00
101-0000-27115-000000	DEFERRED REVENUE	(2,592,086.67)	151,607,125.52	194,990,167.02	(45,975,128.17)
101-0000-27130-000000	DEFERRED REVENUE-OTHER	(166,847.04)	0.00	920,000.00	(1,086,847.04)
_Total_0000		**(15,358,619.06)**	**321,697,321.79**	**355,782,547.05**	**(49,443,844.32)**
_Total_Liabilities		**(15,358,619.06)**	**321,697,321.79**	**355,782,547.05**	**(49,443,844.32)**
101-0000-30000-000000	BUDGETARY RESERVE FOR ENCUMBRAN	0.00	4,676,132.75	6,726,771.55	(2,050,638.80)
101-0000-30100-000000	ENCUMBRANCE CONTROL	0.00	6,726,771.55	4,676,132.75	2,050,638.80
101-0000-30200-000000	REVENUE CONTROL	0.00	8,585,985.89	241,983,044.22	(233,397,058.33)
101-0000-30300-000000	EXPENDITURE CONTROL	0.00	228,269,275.34	5,388,570.13	222,880,705.21
101-0000-31404-000000	F/B-UNASSIGNED	(19,040,337.92)	0.00	0.00	(19,040,337.92)
_Total_0000		**(19,040,337.92)**	**248,258,165.53**	**258,774,518.65**	**(29,556,691.04)**
_Total_Fund Equity		**(19,040,337.92)**	**248,258,165.53**	**258,774,518.65**	**(29,556,691.04)**
_Total_101 GENERAL FUND		**0.00**	**1,672,820,914.12**	**1,672,820,914.12**	**0.00**
102-0000-11200-000000	CASH	1,559,655.96	31,088.50	1,590,744.46	0.00
102-0000-11313-000000	WEBSTER BANK	0.00	1,822.33	1,822.33	0.00
102-0000-11313-100001	WEBSTER BANK	895,759.27	17,855.09	913,614.36	0.00
102-0000-12204-000000	INVESTMENT-WASHINGTON TRUST	4,586,109.36	103,861.54	4,689,970.90	0.00
102-0000-12205-000000	INVESTMENT-BANK RI	57,148.71	4,704,096.05	4,761,244.76	0.00
_Total_0000		**7,098,673.30**	**4,858,723.51**	**11,957,396.81**	**0.00**
_Total_Assets		**7,098,673.30**	**4,858,723.51**	**11,957,396.81**	**0.00**
102-0000-26201-000000	DUE TO OTHER FUNDS	0.00	2,504,358.82	2,504,358.82	0.00
102-0000-27130-000000	DEFERRED REVENUE-OTHER	(5,597,684.14)	5,597,684.14	0.00	0.00
_Total_0000		**(5,597,684.14)**	**8,102,042.96**	**2,504,358.82**	**0.00**
_Total_Liabilities		**(5,597,684.14)**	**8,102,042.96**	**2,504,358.82**	**0.00**
102-0000-30200-000000	REVENUE CONTROL	0.00	26,063.85	5,771,079.98	(5,745,016.13)
102-0000-30300-000000	EXPENDITURE CONTROL	0.00	7,246,005.29	0.00	7,246,005.29
102-0000-31404-000000	F/B-UNASSIGNED	(1,500,989.16)	0.00	0.00	(1,500,989.16)
_Total_0000		**(1,500,989.16)**	**7,272,069.14**	**5,771,079.98**	**0.00**
_Total_Fund Equity		**(1,500,989.16)**	**7,272,069.14**	**5,771,079.98**	**0.00**
_Total_102 AMERICAN RESCUE PLAN ACT		**0.00**	**20,232,835.61**	**20,232,835.61**	**0.00**
103-0000-11200-000000	CASH	4,136.28	99.20	114.24	4,121.24
103-0000-12205-000000	INVESTMENT-BANK RI	728.59	16.18	0.00	744.77
_Total_0000		**4,864.87**	**115.38**	**114.24**	**4,866.01**
_Total_Assets		**4,864.87**	**115.38**	**114.24**	**4,866.01**

City of Cranston
YTD Trial Balance
Fiscal Year: 2024 As of February 18, 2025

Account Number	Description	Beginning Balance	Debits	Credits	Ending Balance
103-0000-30200-000000	REVENUE CONTROL	0.00	114.24	115.38	(1.14)
103-0000-31404-000000	F/B-UNASSIGNED	(4,864.87)	0.00	0.00	(4,864.87)
_Total_0000		**(4,864.87)**	**114.24**	**115.38**	**(4,866.01)**
_Total_Fund Equity		**(4,864.87)**	**114.24**	**115.38**	**(4,866.01)**
_Total_103 HEALTH CARE STABILIZATION FUND		**0.00**	**229.62**	**229.62**	**0.00**
104-0000-11200-000000	CASH	292,422.99	7,110.74	0.00	299,533.73
_Total_0000		**292,422.99**	**7,110.74**	**0.00**	**299,533.73**
_Total_Assets		**292,422.99**	**7,110.74**	**0.00**	**299,533.73**
104-0000-30200-000000	REVENUE CONTROL	0.00	0.00	7,110.74	(7,110.74)
104-0000-31404-000000	F/B-UNASSIGNED	(292,422.99)	0.00	0.00	(292,422.99)
_Total_0000		**(292,422.99)**	**0.00**	**7,110.74**	**(299,533.73)**
_Total_Fund Equity		**(292,422.99)**	**0.00**	**7,110.74**	**(299,533.73)**
_Total_104 SNOW AND ICE INSURANCE FUND		**0.00**	**7,110.74**	**7,110.74**	**0.00**
105-0000-11200-000000	CASH	16,995.77	413.28	0.00	17,409.05
_Total_0000		**16,995.77**	**413.28**	**0.00**	**17,409.05**
_Total_Assets		**16,995.77**	**413.28**	**0.00**	**17,409.05**
105-0000-30200-000000	REVENUE CONTROL	0.00	0.00	413.28	(413.28)
105-0000-31404-000000	F/B-UNASSIGNED	(16,995.77)	0.00	0.00	(16,995.77)
_Total_0000		**(16,995.77)**	**0.00**	**413.28**	**(17,409.05)**
_Total_Fund Equity		**(16,995.77)**	**0.00**	**413.28**	**(17,409.05)**
_Total_105 PUBLIC FACILITES MGMT. FOUND.		**0.00**	**413.28**	**413.28**	**0.00**
106-0000-11200-000000	CASH	6,752.05	164.19	0.00	6,916.24
_Total_0000		**6,752.05**	**164.19**	**0.00**	**6,916.24**
_Total_Assets		**6,752.05**	**164.19**	**0.00**	**6,916.24**
106-0000-30200-000000	REVENUE CONTROL	0.00	0.00	164.19	(164.19)
106-0000-31404-000000	F/B-UNASSIGNED	(6,752.05)	0.00	0.00	(6,752.05)
_Total_0000		**(6,752.05)**	**0.00**	**164.19**	**(6,916.24)**
_Total_Fund Equity		**(6,752.05)**	**0.00**	**164.19**	**(6,916.24)**
_Total_106 JUVENILE HEARING BOARD		**0.00**	**164.19**	**164.19**	**0.00**
107-0000-11200-000000	CASH	186,111.80	17,214.14	22,571.77	180,754.17
_Total_0000		**186,111.80**	**17,214.14**	**22,571.77**	**180,754.17**
_Total_Assets		**186,111.80**	**17,214.14**	**22,571.77**	**180,754.17**
107-0000-21000-000000	ACCOUNTS PAYABLE	0.00	22,571.77	22,571.77	0.00
107-0000-26201-000000	DUE TO OTHER FUNDS	16,933.83	0.00	16,933.83	0.00
_Total_0000		**16,933.83**	**22,571.77**	**39,505.60**	**0.00**
_Total_Liabilities		**16,933.83**	**22,571.77**	**39,505.60**	**0.00**
107-0000-30000-000000	BUDGETARY RESERVE FOR ENCUMBRAN	0.00	22,571.77	22,571.77	0.00
107-0000-30100-000000	ENCUMBRANCE CONTROL	0.00	22,571.77	22,571.77	0.00
107-0000-30200-000000	REVENUE CONTROL	0.00	0.00	280.31	(280.31)
107-0000-30300-000000	EXPENDITURE CONTROL	0.00	22,571.77	0.00	22,571.77
107-0000-31404-000000	F/B-UNASSIGNED	(203,045.63)	0.00	0.00	(203,045.63)
_Total_0000		**(203,045.63)**	**67,715.31**	**45,423.85**	**(180,754.17)**
_Total_Fund Equity		**(203,045.63)**	**67,715.31**	**45,423.85**	**(180,754.17)**

City of Cranston
YTD Trial Balance
Fiscal Year: 2024 As of February 18, 2025

Account Number	Description	Beginning Balance	Debits	Credits	Ending Balance
_Total_107 LIBRARY RESERVE		**0.00**	**107,501.22**	**107,501.22**	**0.00**
110-0000-11200-000000	CASH	0.00	38,565.00	38,565.00	0.00
_Total_0000		**0.00**	**38,565.00**	**38,565.00**	**0.00**
_Total_Assets		**0.00**	**38,565.00**	**38,565.00**	**0.00**
110-0000-21000-000000	ACCOUNTS PAYABLE	0.00	38,565.00	38,565.00	0.00
110-0000-26201-000000	DUE TO OTHER FUNDS	(77,130.00)	81,280.60	42,715.60	(38,565.00)
_Total_0000		**(77,130.00)**	**119,845.60**	**81,280.60**	**(38,565.00)**
_Total_Liabilities		**(77,130.00)**	**119,845.60**	**81,280.60**	**(38,565.00)**
110-0000-30200-000000	REVENUE CONTROL	0.00	0.00	81,280.60	(81,280.60)
110-0000-30300-000000	EXPENDITURE CONTROL	0.00	42,715.60	0.00	42,715.60
110-0000-31404-000000	F/B-UNASSIGNED	77,130.00	0.00	0.00	77,130.00
_Total_0000		**77,130.00**	**42,715.60**	**81,280.60**	**38,565.00**
_Total_Fund Equity		**77,130.00**	**42,715.60**	**81,280.60**	**38,565.00**
_Total_110 NON PUBLIC SAFETY GRANTS		**0.00**	**201,126.20**	**201,126.20**	**0.00**
200-2000-11200-200008	CASH	4,910.17	20,598,859.79	19,265,480.12	1,338,289.84
200-2000-11200-200009	CASH	0.00	0.00	306,401.91	(306,401.91)
200-2000-11200-200999	CASH	0.00	1,001,794.66	1,000,000.00	1,794.66
200-2000-12206-200008	INVESTMENT-OSIP	13,606,763.73	35,801,144.89	20,931,515.17	28,476,393.45
200-2000-12800-200008	CAPITALIZED INTEREST	0.00	1,877,583.66	609,834.17	1,267,749.49
200-2000-16999-000000	DUE FROM OTHER FUNDS	0.00	34,919,965.17	34,919,965.17	0.00
_Total_2000 SCHOOL BOND FUND		**13,611,673.90**	**94,199,348.17**	**77,033,196.54**	**30,777,825.53**
200-6392-11200-200009	CASH	0.00	0.00	300,000.00	(300,000.00)
_Total_6392 APPRENTICESHIP EXPLORIATION SCHOOL		**0.00**	**0.00**	**300,000.00**	**(300,000.00)**
_Total_Assets		**13,611,673.90**	**94,199,348.17**	**77,333,196.54**	**30,477,825.53**
200-2000-21000-000000	ACCOUNTS PAYABLE	(4,996,674.18)	20,565,382.90	15,568,708.72	0.00
200-2000-21100-000000	RETAINAGE PAYABLE	(946,329.63)	0.00	0.00	(946,329.63)
200-2000-21110-000000	CURRENT YEAR ACCOUNTS PAYABLE	2,921,566.92	0.00	2,921,566.92	0.00
200-2000-26201-000000	DUE TO OTHER FUNDS	0.00	233.26	233.26	0.00
200-2000-28100-200001	BOND ANTICIP NOTES PAY	(5,131.00)	5,131.00	0.00	0.00
200-2000-28100-200002	BOND ANTICIP NOTES PAY	(135,034.00)	135,034.00	0.00	0.00
200-2000-28100-200007	BOND ANTICIP NOTES PAY	(821,406.00)	821,406.00	0.00	0.00
200-2000-28100-200008	BOND ANTICIP NOTES PAY	(84,038,429.00)	84,038,429.00	69,977,440.00	(69,977,440.00)
200-2000-28101-200008	BOND ANTICIPATION NOTE PREMIUM	(910,900.00)	0.00	0.00	(910,900.00)
_Total_2000 SCHOOL BOND FUND		**(88,932,336.89)**	**105,565,616.16**	**88,467,948.90**	**(71,834,669.63)**
_Total_Liabilities		**(88,932,336.89)**	**105,565,616.16**	**88,467,948.90**	**(71,834,669.63)**
200-2000-30000-000000	BUDGETARY RESERVE FOR ENCUMBRAN	0.00	14,754,170.85	25,269,203.33	(10,515,032.48)
200-2000-30100-000000	ENCUMBRANCE CONTROL	0.00	25,269,203.33	14,754,170.85	10,515,032.48
200-2000-30200-000000	REVENUE CONTROL	0.00	946,612.39	58,068,650.22	(57,122,037.83)
200-2000-30300-000000	EXPENDITURE CONTROL	0.00	24,122,966.64	964,747.70	23,158,218.94
200-2000-31404-000000	F/B-UNASSIGNED	75,320,662.99	0.00	0.00	75,320,662.99
_Total_2000 SCHOOL BOND FUND		**75,320,662.99**	**65,092,953.21**	**99,056,772.10**	**41,356,844.10**
_Total_Fund Equity		**75,320,662.99**	**65,092,953.21**	**99,056,772.10**	**41,356,844.10**
_Total_200 SCHOOL BOND FUND		**0.00**	**264,857,917.54**	**264,857,917.54**	**0.00**
201-2010-11200-201001	CASH	203.38	4.88	5.62	202.64
201-2010-11200-201002	CASH	4,488.64	107.66	123.98	4,472.32
201-2010-11200-201003	CASH	4,437.90	106.52	122.65	4,421.77
201-2010-11200-201004	CASH	215,315.65	267.87	91,002.06	124,581.46
201-2010-11200-201005	CASH	142,445.98	149.57	49,450.57	93,144.98
201-2010-11200-201006	CASH	105,025.07	156.78	178.66	105,003.19
201-2010-11200-201007	CASH	257,811.76	384.85	438.55	257,758.06
201-2010-11200-201999	CASH	0.00	480,861.44	1,042.90	479,818.54

Account Number	Description	Beginning Balance	Debits	Credits	Ending Balance
_Total_2010 POLICE AND FIRE BOND FUND		**729,728.38**	**482,039.57**	**142,364.99**	**1,069,402.96**
_Total_Assets		**729,728.38**	**482,039.57**	**142,364.99**	**1,069,402.96**
201-2010-21000-000000	ACCOUNTS PAYABLE	(49,271.33)	141,003.57	91,732.24	0.00
_Total_2010 POLICE AND FIRE BOND FUND		**(49,271.33)**	**141,003.57**	**91,732.24**	**0.00**
_Total_Liabilities		**(49,271.33)**	**141,003.57**	**91,732.24**	**0.00**
201-2010-30000-000000	BUDGETARY RESERVE FOR ENCUMBRAN	0.00	90,689.34	372,626.34	(281,937.00)
201-2010-30100-000000	ENCUMBRANCE CONTROL	0.00	372,626.34	90,689.34	281,937.00
201-2010-30200-000000	REVENUE CONTROL	0.00	1,361.42	482,039.57	(480,678.15)
201-2010-30300-000000	EXPENDITURE CONTROL	0.00	182,421.58	90,689.34	91,732.24
201-2010-31404-000000	F/B-UNASSIGNED	(680,457.05)	0.00	0.00	(680,457.05)
_Total_2010 POLICE AND FIRE BOND FUND		**(680,457.05)**	**647,098.68**	**1,036,044.59**	**(1,069,402.96)**
_Total_Fund Equity		**(680,457.05)**	**647,098.68**	**1,036,044.59**	**(1,069,402.96)**
_Total_201 POLICE AND FIRE BOND FUND		**0.00**	**1,270,141.82**	**1,270,141.82**	**0.00**
202-2020-11200-202002	CASH	0.00	84.00	84.00	0.00
202-2020-11200-202003	CASH	291,621.19	386.07	78,704.69	213,302.57
202-2020-11200-202999	CASH	0.00	1,477,647.12	0.00	1,477,647.12
_Total_2020 PUBLIC BUILDING BOND FUND		**291,621.19**	**1,478,117.19**	**78,788.69**	**1,690,949.69**
_Total_Assets		**291,621.19**	**1,478,117.19**	**78,788.69**	**1,690,949.69**
202-2020-21000-000000	ACCOUNTS PAYABLE	(17,767.03)	78,257.88	60,490.85	0.00
_Total_2020 PUBLIC BUILDING BOND FUND		**(17,767.03)**	**78,257.88**	**60,490.85**	**0.00**
_Total_Liabilities		**(17,767.03)**	**78,257.88**	**60,490.85**	**0.00**
202-2020-30000-000000	BUDGETARY RESERVE FOR ENCUMBRAN	0.00	60,314.35	147,019.76	(86,705.41)
202-2020-30100-000000	ENCUMBRANCE CONTROL	0.00	147,019.76	60,314.35	86,705.41
202-2020-30200-000000	REVENUE CONTROL	0.00	446.81	1,478,033.19	(1,477,586.38)
202-2020-30300-000000	EXPENDITURE CONTROL	0.00	60,490.85	0.00	60,490.85
202-2020-31404-000000	F/B-UNASSIGNED	(273,854.16)	0.00	0.00	(273,854.16)
_Total_2020 PUBLIC BUILDING BOND FUND		**(273,854.16)**	**268,271.77**	**1,685,367.30**	**(1,690,949.69)**
_Total_Fund Equity		**(273,854.16)**	**268,271.77**	**1,685,367.30**	**(1,690,949.69)**
_Total_202 PUBLIC BUILDING BOND FUND		**0.00**	**1,824,646.84**	**1,824,646.84**	**0.00**
203-2030-11200-000000	CASH	0.00	3,464.50	3,464.50	0.00
203-2030-11200-203004	CASH	34,181.86	49.14	3,526.45	30,704.55
203-2030-11200-203005	CASH	75,529.16	112.76	128.49	75,513.43
203-2030-11200-203006	CASH	5,765,750.65	8,226.81	353,980.77	5,419,996.69
203-2030-11200-203999	CASH	0.00	2,440,508.49	359,620.69	2,080,887.80
_Total_2030 RECREATION BOND FUND		**5,875,461.67**	**2,452,361.70**	**720,720.90**	**7,607,102.47**
203-6307-11200-203006	CASH	0.00	77,100.68	77,100.68	0.00
203-6307-11200-203999	CASH	0.00	359,620.69	359,620.69	0.00
_Total_6307 BUDLONG POOL		**0.00**	**436,721.37**	**436,721.37**	**0.00**
203-6323-11200-203006	CASH	0.00	3,831.82	3,831.82	0.00
_Total_6323 GARDEN CITY		**0.00**	**3,831.82**	**3,831.82**	**0.00**
203-6342-11200-203006	CASH	0.00	29,181.34	29,181.34	0.00
_Total_6342 STADIUM		**0.00**	**29,181.34**	**29,181.34**	**0.00**
203-6343-11200-203006	CASH	0.00	8,781.15	8,781.15	0.00
_Total_6343 STONE HILL		**0.00**	**8,781.15**	**8,781.15**	**0.00**
203-6345-11200-203006	CASH	0.00	8,781.15	8,781.15	0.00
_Total_6345 WATERMAN		**0.00**	**8,781.15**	**8,781.15**	**0.00**
203-6349-11200-203006	CASH	0.00	1,405.06	1,405.06	0.00

Account Number	Description	Beginning Balance	Debits	Credits	Ending Balance
_Total_6349 WOODRIDGE		**0.00**	**1,405.06**	**1,405.06**	**0.00**
_Total_Assets		**5,875,461.67**	**2,941,063.59**	**1,209,422.79**	**7,607,102.47**
203-2030-21000-000000	ACCOUNTS PAYABLE	(268,295.92)	708,479.34	440,183.42	0.00
_Total_2030 RECREATION BOND FUND		**(268,295.92)**	**708,479.34**	**440,183.42**	**0.00**
_Total_Liabilities		**(268,295.92)**	**708,479.34**	**440,183.42**	**0.00**
203-2030-30000-000000	BUDGETARY RESERVE FOR ENCUMBRAN	0.00	436,718.92	4,458,434.79	(4,021,715.87)
203-2030-30100-000000	ENCUMBRANCE CONTROL	0.00	4,458,434.79	436,718.92	4,021,715.87
203-2030-30200-000000	REVENUE CONTROL	0.00	8,777.06	2,448,897.20	(2,440,120.14)
203-2030-30300-000000	EXPENDITURE CONTROL	0.00	509,903.60	69,720.18	440,183.42
203-2030-31404-000000	F/B-UNASSIGNED	(5,607,165.75)	0.00	0.00	(5,607,165.75)
_Total_2030 RECREATION BOND FUND		**(5,607,165.75)**	**5,413,834.37**	**7,413,771.09**	**(7,607,102.47)**
_Total_Fund Equity		**(5,607,165.75)**	**5,413,834.37**	**7,413,771.09**	**(7,607,102.47)**
_Total_203 RECREATION BOND FUND		**0.00**	**9,063,377.30**	**9,063,377.30**	**0.00**
204-2040-11200-204006	CASH	266,073.00	394.41	262,600.07	3,867.34
204-2040-11200-204007	CASH	1,130,017.01	6,178,638.93	7,269,923.59	38,732.35
204-2040-11200-204008	CASH	0.00	4,224,696.57	3,388,051.26	836,645.31
204-2040-11200-204999	CASH	0.00	893,381.19	75,000.00	818,381.19
204-2040-16999-000000	DUE FROM OTHER FUNDS	0.00	5,080,034.83	5,080,034.83	0.00
_Total_2040 HIGHWAY BOND FUND		**1,396,090.01**	**16,377,145.93**	**16,075,609.75**	**1,697,626.19**
204-6401-11200-204007	CASH	0.00	846,337.33	846,337.33	0.00
_Total_6401 KNIGHTSVILLE PHASE II		**0.00**	**846,337.33**	**846,337.33**	**0.00**
_Total_Assets		**1,396,090.01**	**17,223,483.26**	**16,921,947.08**	**1,697,626.19**
204-2040-21000-000000	ACCOUNTS PAYABLE	(127,621.94)	5,850,102.84	5,722,480.90	0.00
204-2040-21100-000000	RETAINAGE PAYABLE	(28,873.94)	0.00	0.00	(28,873.94)
204-2040-26201-000000	DUE TO OTHER FUNDS	0.00	16.74	16.74	0.00
204-2040-28100-204007	BOND ANTICIP NOTES PAY	0.00	0.00	1,022,560.00	(1,022,560.00)
204-2040-28100-204008	BOND ANTICIP NOTES PAY	0.00	0.00	4,000,000.00	(4,000,000.00)
_Total_2040 HIGHWAY BOND FUND		**(156,495.88)**	**5,850,119.58**	**10,745,057.64**	**(5,051,433.94)**
_Total_Liabilities		**(156,495.88)**	**5,850,119.58**	**10,745,057.64**	**(5,051,433.94)**
204-2040-30000-000000	BUDGETARY RESERVE FOR ENCUMBRAN	0.00	5,525,495.77	6,966,480.45	(1,440,984.68)
204-2040-30100-000000	ENCUMBRANCE CONTROL	0.00	6,966,480.45	5,525,495.77	1,440,984.68
204-2040-30200-000000	REVENUE CONTROL	0.00	21,210.73	1,135,224.28	(1,114,013.55)
204-2040-30300-000000	EXPENDITURE CONTROL	0.00	6,785,920.19	1,078,504.76	5,707,415.43
204-2040-31404-000000	F/B-UNASSIGNED	(1,239,594.13)	0.00	0.00	(1,239,594.13)
_Total_2040 HIGHWAY BOND FUND		**(1,239,594.13)**	**19,299,107.14**	**14,705,705.26**	**3,353,807.75**
_Total_Fund Equity		**(1,239,594.13)**	**19,299,107.14**	**14,705,705.26**	**3,353,807.75**
_Total_204 HIGHWAY BOND FUND		**0.00**	**42,372,709.98**	**42,372,709.98**	**0.00**
205-2050-11200-000000	CASH	0.00	45,073.81	45,073.81	0.00
205-2050-11200-205002	CASH	338,735.24	64,471.74	343,902.33	59,304.65
_Total_2050 STORM DRAINS BOND FUND		**338,735.24**	**109,545.55**	**388,976.14**	**59,304.65**
_Total_Assets		**338,735.24**	**109,545.55**	**388,976.14**	**59,304.65**
205-2050-21000-000000	ACCOUNTS PAYABLE	(88,212.61)	343,554.19	255,341.58	0.00
_Total_2050 STORM DRAINS BOND FUND		**(88,212.61)**	**343,554.19**	**255,341.58**	**0.00**
_Total_Liabilities		**(88,212.61)**	**343,554.19**	**255,341.58**	**0.00**
205-2050-30000-000000	BUDGETARY RESERVE FOR ENCUMBRAN	0.00	293,214.79	315,700.40	(22,485.61)
205-2050-30100-000000	ENCUMBRANCE CONTROL	0.00	315,700.40	293,214.79	22,485.61
205-2050-30200-000000	REVENUE CONTROL	0.00	365.67	292.99	72.68
205-2050-30300-000000	EXPENDITURE CONTROL	0.00	281,257.86	90,112.56	191,145.30

City of Cranston
YTD Trial Balance
Fiscal Year: 2024 As of February 18, 2025

Account Number	Description	Beginning Balance	Debits	Credits	Ending Balance
205-2050-31404-000000	F/B-UNASSIGNED	(250,522.63)	0.00	0.00	(250,522.63)
_Total_2050 STORM DRAINS BOND FUND		**(250,522.63)**	**890,538.72**	**699,320.74**	**(59,304.65)**
_Total_Fund Equity		**(250,522.63)**	**890,538.72**	**699,320.74**	**(59,304.65)**
_Total_205 STORM DRAINS BOND FUND		**0.00**	**1,343,638.46**	**1,343,638.46**	**0.00**
207-2070-11200-000000	CASH	0.00	133.89	133.89	0.00
207-2070-11200-207002	CASH	36,831.10	911.52	1,045.41	36,697.21
_Total_2070 LIBRARY BOND FUND		**36,831.10**	**1,045.41**	**1,179.30**	**36,697.21**
_Total_Assets		**36,831.10**	**1,045.41**	**1,179.30**	**36,697.21**
207-2070-30200-000000	REVENUE CONTROL	0.00	1,045.41	911.52	133.89
207-2070-31404-000000	F/B-UNASSIGNED	(36,831.10)	0.00	0.00	(36,831.10)
_Total_2070 LIBRARY BOND FUND		**(36,831.10)**	**1,045.41**	**911.52**	**(36,697.21)**
_Total_Fund Equity		**(36,831.10)**	**1,045.41**	**911.52**	**(36,697.21)**
_Total_207 LIBRARY BOND FUND		**0.00**	**2,090.82**	**2,090.82**	**0.00**
208-2080-11200-208001	CASH	77,284.95	1,596.67	34,077.62	44,804.00
_Total_2080 NEIGHBORHOOD INFRASTRUCTURE		**77,284.95**	**1,596.67**	**34,077.62**	**44,804.00**
_Total_Assets		**77,284.95**	**1,596.67**	**34,077.62**	**44,804.00**
208-2080-21000-000000	ACCOUNTS PAYABLE	0.00	32,200.00	32,200.00	0.00
_Total_2080 NEIGHBORHOOD INFRASTRUCTURE		**0.00**	**32,200.00**	**32,200.00**	**0.00**
_Total_Liabilities		**0.00**	**32,200.00**	**32,200.00**	**0.00**
208-2080-30000-000000	BUDGETARY RESERVE FOR ENCUMBRAN	0.00	32,200.00	119,330.33	(87,130.33)
208-2080-30100-000000	ENCUMBRANCE CONTROL	0.00	119,330.33	32,200.00	87,130.33
208-2080-30200-000000	REVENUE CONTROL	0.00	1,877.62	1,596.67	280.95
208-2080-30300-000000	EXPENDITURE CONTROL	0.00	32,200.00	0.00	32,200.00
208-2080-31404-000000	F/B-UNASSIGNED	(77,284.95)	0.00	0.00	(77,284.95)
_Total_2080 NEIGHBORHOOD INFRASTRUCTURE		**(77,284.95)**	**185,607.95**	**153,127.00**	**(44,804.00)**
_Total_Fund Equity		**(77,284.95)**	**185,607.95**	**153,127.00**	**(44,804.00)**
_Total_208 NEIGHBORHOOD INFRASTRUCTURE		**0.00**	**219,404.62**	**219,404.62**	**0.00**
209-2090-11200-209002	CASH	39,627.23	950.42	1,094.47	39,483.18
_Total_2090 OPEN SPACE		**39,627.23**	**950.42**	**1,094.47**	**39,483.18**
_Total_Assets		**39,627.23**	**950.42**	**1,094.47**	**39,483.18**
209-2090-30200-000000	REVENUE CONTROL	0.00	1,094.47	950.42	144.05
209-2090-31404-000000	F/B-UNASSIGNED	(39,627.23)	0.00	0.00	(39,627.23)
_Total_2090 OPEN SPACE		**(39,627.23)**	**1,094.47**	**950.42**	**(39,483.18)**
_Total_Fund Equity		**(39,627.23)**	**1,094.47**	**950.42**	**(39,483.18)**
_Total_209 OPEN SPACE		**0.00**	**2,044.89**	**2,044.89**	**0.00**
300-3000-11200-000000	CASH	33,718.91	819.93	0.00	34,538.84
_Total_3000 FLOOD MITIGATION-NCRS		**33,718.91**	**819.93**	**0.00**	**34,538.84**
_Total_Assets		**33,718.91**	**819.93**	**0.00**	**34,538.84**
300-3000-30200-000000	REVENUE CONTROL	0.00	0.00	819.93	(819.93)
300-3000-31404-000000	F/B-UNASSIGNED	(33,718.91)	0.00	0.00	(33,718.91)
_Total_3000 FLOOD MITIGATION-NCRS		**(33,718.91)**	**0.00**	**819.93**	**(34,538.84)**
_Total_Fund Equity		**(33,718.91)**	**0.00**	**819.93**	**(34,538.84)**
_Total_300 FLOOD MITIGATION-NCRS		**0.00**	**819.93**	**819.93**	**0.00**

City of Cranston
YTD Trial Balance
Fiscal Year: 2024 As of February 18, 2025

Account Number	Description	Beginning Balance	Debits	Credits	Ending Balance
301-3010-11200-000000	CASH	8.31	0.21	0.00	8.52
_Total_3010 URBAN DEVELOPMENT ACTION GRANT		**8.31**	**0.21**	**0.00**	**8.52**
_Total_Assets		**8.31**	**0.21**	**0.00**	**8.52**
301-3010-30200-000000	REVENUE CONTROL	0.00	0.00	0.21	(0.21)
301-3010-31404-000000	F/B-UNASSIGNED	(8.31)	0.00	0.00	(8.31)
_Total_3010 URBAN DEVELOPMENT ACTION GRANT		**(8.31)**	**0.00**	**0.21**	**(8.52)**
_Total_Fund Equity		**(8.31)**	**0.00**	**0.21**	**(8.52)**
_Total_301 URBAN DEVELOPMENT ACTION GRANT		**0.00**	**0.21**	**0.21**	**0.00**
302-3020-11200-302001	CASH	998,342.61	41,382.97	841.50	1,038,884.08
302-3020-11200-302002	CASH	637,985.20	15,513.66	0.00	653,498.86
302-3020-17100-302001	OTHER RECEIVABLES	394,402.22	0.00	10,765.07	383,637.15
_Total_3020 ECON DEVELOPMENT REV. LOAN FND		**2,030,730.03**	**56,896.63**	**11,606.57**	**2,076,020.09**
_Total_Assets		**2,030,730.03**	**56,896.63**	**11,606.57**	**2,076,020.09**
302-3020-21000-000000	ACCOUNTS PAYABLE	0.00	841.50	841.50	0.00
302-3020-27130-000000	DEFERRED REVENUE-OTHER	(232,891.54)	0.00	0.00	(232,891.54)
_Total_3020 ECON DEVELOPMENT REV. LOAN FND		**(232,891.54)**	**841.50**	**841.50**	**(232,891.54)**
_Total_Liabilities		**(232,891.54)**	**841.50**	**841.50**	**(232,891.54)**
302-3020-30200-000000	REVENUE CONTROL	0.00	0.00	46,131.56	(46,131.56)
302-3020-30300-000000	EXPENDITURE CONTROL	0.00	841.50	0.00	841.50
302-3020-31404-000000	F/B-UNASSIGNED	(1,797,838.49)	0.00	0.00	(1,797,838.49)
_Total_3020 ECON DEVELOPMENT REV. LOAN FND		**(1,797,838.49)**	**841.50**	**46,131.56**	**(1,843,128.55)**
_Total_Fund Equity		**(1,797,838.49)**	**841.50**	**46,131.56**	**(1,843,128.55)**
_Total_302 ECON DEVELOPMENT REV. LOAN FND		**0.00**	**58,579.63**	**58,579.63**	**0.00**
303-3030-11200-000000	CASH	0.00	982.00	0.00	982.00
303-3030-11200-303001	CASH	99,628.13	45,432.87	40,146.60	104,914.40
_Total_3030 PUBLIC LIBRARIES		**99,628.13**	**46,414.87**	**40,146.60**	**105,896.40**
303-3032-11200-000000	CASH	0.00	579.10	579.10	0.00
303-3032-11200-303001	CASH	0.00	39,434.39	42,927.58	(3,493.19)
_Total_3032 PUPLIC LIBRARY GIFT		**0.00**	**40,013.49**	**43,506.68**	**(3,493.19)**
_Total_Assets		**99,628.13**	**86,428.36**	**83,653.28**	**102,403.21**
303-3030-21000-000000	ACCOUNTS PAYABLE	(2,606.66)	43,506.68	40,900.02	0.00
303-3030-26201-000000	DUE TO OTHER FUNDS	2,461.00	47,869.29	44,266.25	6,064.04
_Total_3030 PUBLIC LIBRARIES		**(145.66)**	**91,375.97**	**85,166.27**	**6,064.04**
_Total_Liabilities		**(145.66)**	**91,375.97**	**85,166.27**	**6,064.04**
303-3030-30000-000000	BUDGETARY RESERVE FOR ENCUMBRAN	0.00	36,954.15	59,517.24	(22,563.09)
303-3030-30100-000000	ENCUMBRANCE CONTROL	0.00	59,517.24	36,954.15	22,563.09
303-3030-30200-000000	REVENUE CONTROL	0.00	0.00	50,017.91	(50,017.91)
303-3030-30300-000000	EXPENDITURE CONTROL	0.00	41,033.13	0.00	41,033.13
303-3030-31404-000000	F/B-UNASSIGNED	(99,482.47)	0.00	0.00	(99,482.47)
_Total_3030 PUBLIC LIBRARIES		**(99,482.47)**	**137,504.52**	**146,489.30**	**(108,467.25)**
_Total_Fund Equity		**(99,482.47)**	**137,504.52**	**146,489.30**	**(108,467.25)**
_Total_303 PUBLIC LIBRARIES		**0.00**	**315,308.85**	**315,308.85**	**0.00**
380-3800-11200-000000	CASH	666,643.16	471,711.04	510,364.60	627,989.60
380-3800-18203-000000	BUILDINGS	1,255,463.89	0.00	0.00	1,255,463.89
380-3800-18206-000000	MACHINERY & EQUIPMENT	148,852.92	0.00	0.00	148,852.92
380-3800-18220-000000	CONSTRUCTION IN PROGRESS	12,010.00	0.00	0.00	12,010.00

City of Cranston
YTD Trial Balance
Fiscal Year: 2024 As of February 18, 2025

Account Number	Description	Beginning Balance	Debits	Credits	Ending Balance
380-3800-18500-000000	ACCUMULATED DEPRECIATION	(732,829.51)	0.00	0.00	(732,829.51)
_Total_3800 ICE RINK FUND		**1,350,140.46**	**471,711.04**	**510,364.60**	**1,311,486.90**
_Total_Assets		**1,350,140.46**	**471,711.04**	**510,364.60**	**1,311,486.90**
380-3800-21000-000000	ACCOUNTS PAYABLE	(23,211.22)	284,907.86	266,932.76	(5,236.12)
380-3800-23000-000000	ACCRUED PAYROLL	(10,806.29)	190,788.06	179,981.77	0.00
380-3800-26201-000000	DUE TO OTHER FUNDS	(46,592.24)	225,670.70	190,108.06	(11,029.60)
_Total_3800 ICE RINK FUND		**(80,609.75)**	**701,366.62**	**637,022.59**	**(16,265.72)**
_Total_Liabilities		**(80,609.75)**	**701,366.62**	**637,022.59**	**(16,265.72)**
380-3800-30000-000000	BUDGETARY RESERVE FOR ENCUMBRAN	0.00	79,165.83	117,221.15	(38,055.32)
380-3800-30100-000000	ENCUMBRANCE CONTROL	0.00	117,221.15	79,165.83	38,055.32
380-3800-30200-000000	REVENUE CONTROL	0.00	0.00	471,711.04	(471,711.04)
380-3800-30300-000000	EXPENDITURE CONTROL	0.00	446,234.53	213.96	446,020.57
380-3800-34100-000000	RETAINED EARNINGS	(1,269,530.71)	0.00	0.00	(1,269,530.71)
_Total_3800 ICE RINK FUND		**(1,269,530.71)**	**642,621.51**	**668,311.98**	**(1,295,221.18)**
_Total_Fund Equity		**(1,269,530.71)**	**642,621.51**	**668,311.98**	**(1,295,221.18)**
_Total_380 ICE RINK FUND		**0.00**	**1,815,699.17**	**1,815,699.17**	**0.00**
400-4000-11200-000000	CASH	13.71	0.32	0.00	14.03
_Total_4000 EMERGENCY MANAGEMENT FUND		**13.71**	**0.32**	**0.00**	**14.03**
_Total_Assets		**13.71**	**0.32**	**0.00**	**14.03**
400-4000-30200-000000	REVENUE CONTROL	0.00	0.00	0.32	(0.32)
400-4000-31404-000000	F/B-UNASSIGNED	(13.71)	0.00	0.00	(13.71)
_Total_4000 EMERGENCY MANAGEMENT FUND		**(13.71)**	**0.00**	**0.32**	**(14.03)**
_Total_Fund Equity		**(13.71)**	**0.00**	**0.32**	**(14.03)**
_Total_400 EMERGENCY MANAGEMENT FUND		**0.00**	**0.32**	**0.32**	**0.00**
402-4020-11200-000000	CASH	28,119.99	98,247.64	84,455.21	41,912.42
402-4020-11200-402002	CASH	0.00	74,472.00	74,472.00	0.00
402-4020-16999-000000	DUE FROM OTHER FUNDS	0.00	79,143.02	85,004.07	(5,861.05)
_Total_4020 FIRE - GRANTS/DONATIONS		**28,119.99**	**251,862.66**	**243,931.28**	**36,051.37**
_Total_Assets		**28,119.99**	**251,862.66**	**243,931.28**	**36,051.37**
402-4020-21000-000000	ACCOUNTS PAYABLE	(717.01)	84,326.22	83,609.21	0.00
402-4020-26201-000000	DUE TO OTHER FUNDS	70,205.37	39,474.20	103,818.52	5,861.05
_Total_4020 FIRE - GRANTS/DONATIONS		**69,488.36**	**123,800.42**	**187,427.73**	**5,861.05**
_Total_Liabilities		**69,488.36**	**123,800.42**	**187,427.73**	**5,861.05**
402-4020-30000-000000	BUDGETARY RESERVE FOR ENCUMBRAN	0.00	82,933.23	82,933.23	0.00
402-4020-30100-000000	ENCUMBRANCE CONTROL	0.00	82,933.23	82,933.23	0.00
402-4020-30200-000000	REVENUE CONTROL	0.00	9,192.70	51,521.93	(42,329.23)
402-4020-30300-000000	EXPENDITURE CONTROL	0.00	98,025.16	0.00	98,025.16
402-4020-31404-000000	F/B-UNASSIGNED	(97,608.35)	0.00	0.00	(97,608.35)
_Total_4020 FIRE - GRANTS/DONATIONS		**(97,608.35)**	**273,084.32**	**217,388.39**	**(41,912.42)**
_Total_Fund Equity		**(97,608.35)**	**273,084.32**	**217,388.39**	**(41,912.42)**
_Total_402 FIRE - GRANTS/DONATIONS		**0.00**	**648,747.40**	**648,747.40**	**0.00**
403-4030-11200-000000	CASH	25,816.17	627.76	0.00	26,443.93
_Total_4030 FIRE REVOLVING LOAN FUND		**25,816.17**	**627.76**	**0.00**	**26,443.93**
_Total_Assets		**25,816.17**	**627.76**	**0.00**	**26,443.93**
403-4030-30200-000000	REVENUE CONTROL	0.00	0.00	627.76	(627.76)
403-4030-31404-000000	F/B-UNASSIGNED	(25,816.17)	0.00	0.00	(25,816.17)

Account Number	Description	Beginning Balance	Debits	Credits	Ending Balance
_Total_4030 FIRE REVOLVING LOAN FUND		**(25,816.17)**	**0.00**	**627.76**	**(26,443.93)**
_Total_Fund Equity		**(25,816.17)**	**0.00**	**627.76**	**(26,443.93)**
_Total_403 FIRE REVOLVING LOAN FUND		**0.00**	**627.76**	**627.76**	**0.00**
404-4040-11200-000000	CASH	10,187.17	27,486.24	35,000.00	2,673.41
_Total_4040 SPECIAL FIRE DUTY FUND		**10,187.17**	**27,486.24**	**35,000.00**	**2,673.41**
_Total_Assets		**10,187.17**	**27,486.24**	**35,000.00**	**2,673.41**
404-4040-23000-000000	ACCRUED PAYABLE	(849.00)	28,498.43	27,649.43	0.00
404-4040-26201-000000	DUE TO OTHER FUNDS	(48,616.19)	35,000.00	27,955.07	(41,571.26)
_Total_4040 SPECIAL FIRE DUTY FUND		**(49,465.19)**	**63,498.43**	**55,604.50**	**(41,571.26)**
_Total_Liabilities		**(49,465.19)**	**63,498.43**	**55,604.50**	**(41,571.26)**
404-4040-30200-000000	REVENUE CONTROL	0.00	0.00	27,486.24	(27,486.24)
404-4040-30300-000000	EXPENDITURE CONTROL	0.00	27,106.07	0.00	27,106.07
404-4040-31404-000000	F/B-UNASSIGNED	39,278.02	0.00	0.00	39,278.02
_Total_4040 SPECIAL FIRE DUTY FUND		**39,278.02**	**27,106.07**	**27,486.24**	**38,897.85**
_Total_Fund Equity		**39,278.02**	**27,106.07**	**27,486.24**	**38,897.85**
_Total_404 SPECIAL FIRE DUTY FUND		**0.00**	**118,090.74**	**118,090.74**	**0.00**
450-4500-11200-000000	CASH	55,882.11	20,182.06	29,540.74	46,523.43
_Total_4500 DONATIONS CRAN ANIMAL SHELTER		**55,882.11**	**20,182.06**	**29,540.74**	**46,523.43**
_Total_Assets		**55,882.11**	**20,182.06**	**29,540.74**	**46,523.43**
450-4500-21000-000000	ACCOUNTS PAYABLE	(4,888.34)	29,540.74	24,652.40	0.00
450-4500-21110-000000	CURRENT YEAR ACCOUNTS PAYABLE	(339.25)	339.25	0.00	0.00
450-4500-27130-000000	DEFERRED REVENUE-OTHER	0.00	6,309.89	11,575.00	(5,265.11)
_Total_4500 DONATIONS CRAN ANIMAL SHELTER		**(5,227.59)**	**36,189.88**	**36,227.40**	**(5,265.11)**
_Total_Liabilities		**(5,227.59)**	**36,189.88**	**36,227.40**	**(5,265.11)**
450-4500-30200-000000	REVENUE CONTROL	0.00	0.00	8,607.06	(8,607.06)
450-4500-30300-000000	EXPENDITURE CONTROL	0.00	18,342.51	339.25	18,003.26
450-4500-31404-000000	F/B-UNASSIGNED	(50,654.52)	0.00	0.00	(50,654.52)
_Total_4500 DONATIONS CRAN ANIMAL SHELTER		**(50,654.52)**	**18,342.51**	**8,946.31**	**(41,258.32)**
_Total_Fund Equity		**(50,654.52)**	**18,342.51**	**8,946.31**	**(41,258.32)**
_Total_450 DONATIONS CRAN ANIMAL SHELTER		**0.00**	**74,714.45**	**74,714.45**	**0.00**
451-4510-11200-000000	CASH	950,843.24	227,994.72	425,082.14	753,755.82
451-4510-11200-451002	CASH	0.00	88.88	12,065.67	(11,976.79)
451-4510-11200-451003	CASH	0.00	460.00	460.00	0.00
451-4510-11200-451007	CASH	0.00	463,409.67	463,409.67	0.00
451-4510-11200-451008	CASH	0.00	57,925.60	58,304.19	(378.59)
451-4510-11200-451009	CASH	0.00	11,219.95	11,219.95	0.00
451-4510-11200-451010	CASH	0.00	22,329.85	22,329.85	0.00
451-4510-11200-451011	CASH	0.00	12,120.89	12,120.89	0.00
451-4510-11200-451012	CASH	0.00	2,700.00	2,700.00	0.00
_Total_4510 POLICE-GRANTS/DONATIONS		**950,843.24**	**798,249.56**	**1,007,692.36**	**741,400.44**
_Total_Assets		**950,843.24**	**798,249.56**	**1,007,692.36**	**741,400.44**
451-4510-21000-000000	ACCOUNTS PAYABLE	(39,345.06)	472,510.69	433,165.63	0.00
451-4510-23000-000000	ACCRUED PAYROLL	(4,098.95)	72,983.83	68,884.88	0.00
451-4510-26201-000000	DUE TO OTHER FUNDS	(7,154.04)	143,741.38	139,463.06	(2,875.72)
_Total_4510 POLICE-GRANTS/DONATIONS		**(50,598.05)**	**689,235.90**	**641,513.57**	**(2,875.72)**
_Total_Liabilities		**(50,598.05)**	**689,235.90**	**641,513.57**	**(2,875.72)**

City of Cranston
YTD Trial Balance
Fiscal Year: 2024 As of February 18, 2025

Account Number	Description	Beginning Balance	Debits	Credits	Ending Balance
451-4510-30000-000000	BUDGETARY RESERVE FOR ENCUMBRAN	0.00	422,777.22	445,877.22	(23,100.00)
451-4510-30100-000000	ENCUMBRANCE CONTROL	0.00	445,877.22	422,777.22	23,100.00
451-4510-30200-000000	REVENUE CONTROL	0.00	0.00	339,806.64	(339,806.64)
451-4510-30300-000000	EXPENDITURE CONTROL	0.00	501,527.11	0.00	501,527.11
451-4510-31404-000000	F/B-UNASSIGNED	(900,245.19)	0.00	0.00	(900,245.19)
_Total_4510 POLICE-GRANTS/DONATIONS		**(900,245.19)**	**1,370,181.55**	**1,208,461.08**	**(738,524.72)**
_Total_Fund Equity		**(900,245.19)**	**1,370,181.55**	**1,208,461.08**	**(738,524.72)**
_Total_451 POLICE-GRANTS/DONATIONS		**0.00**	**2,857,667.01**	**2,857,667.01**	**0.00**
452-4520-11200-000000	CASH	148,859.73	103,210.42	53,842.16	198,227.99
_Total_4520 POLICE FED FORFEITURE-JUSTICE		**148,859.73**	**103,210.42**	**53,842.16**	**198,227.99**
_Total_Assets		**148,859.73**	**103,210.42**	**53,842.16**	**198,227.99**
452-4520-21000-000000	ACCOUNTS PAYABLE	(1,143.26)	53,842.16	52,698.90	0.00
452-4520-26201-000000	DUE TO OTHER FUNDS	48,483.74	50,398.03	98,881.77	0.00
_Total_4520 POLICE FED FORFEITURE-JUSTICE		**47,340.48**	**104,240.19**	**151,580.67**	**0.00**
_Total_Liabilities		**47,340.48**	**104,240.19**	**151,580.67**	**0.00**
452-4520-30000-000000	BUDGETARY RESERVE FOR ENCUMBRAN	0.00	2,915.00	4,700.00	(1,785.00)
452-4520-30100-000000	ENCUMBRANCE CONTROL	0.00	4,700.00	2,915.00	1,785.00
452-4520-30200-000000	REVENUE CONTROL	0.00	0.00	54,726.68	(54,726.68)
452-4520-30300-000000	EXPENDITURE CONTROL	0.00	52,698.90	0.00	52,698.90
452-4520-31404-000000	F/B-UNASSIGNED	(196,200.21)	0.00	0.00	(196,200.21)
_Total_4520 POLICE FED FORFEITURE-JUSTICE		**(196,200.21)**	**60,313.90**	**62,341.68**	**(198,227.99)**
_Total_Fund Equity		**(196,200.21)**	**60,313.90**	**62,341.68**	**(198,227.99)**
_Total_452 POLICE FED FORFEITURE-JUSTICE		**0.00**	**267,764.51**	**267,764.51**	**0.00**
453-4530-11200-000000	CASH	139,552.09	16,463.99	46,009.00	110,007.08
_Total_4530 POLICE EVIDENCE PENDING		**139,552.09**	**16,463.99**	**46,009.00**	**110,007.08**
_Total_Assets		**139,552.09**	**16,463.99**	**46,009.00**	**110,007.08**
453-4530-21000-000000	ACCOUNTS PAYABLE	0.00	46,009.00	46,009.00	0.00
453-4530-26201-000000	DUE TO OTHER FUNDS	0.00	13,197.00	13,197.00	0.00
_Total_4530 POLICE EVIDENCE PENDING		**0.00**	**59,206.00**	**59,206.00**	**0.00**
_Total_Liabilities		**0.00**	**59,206.00**	**59,206.00**	**0.00**
453-4530-30200-000000	REVENUE CONTROL	0.00	525.99	16,989.98	(16,463.99)
453-4530-30300-000000	EXPENDITURE CONTROL	0.00	46,009.00	0.00	46,009.00
453-4530-31404-000000	F/B-UNASSIGNED	(139,552.09)	0.00	0.00	(139,552.09)
_Total_4530 POLICE EVIDENCE PENDING		**(139,552.09)**	**46,534.99**	**16,989.98**	**(110,007.08)**
_Total_Fund Equity		**(139,552.09)**	**46,534.99**	**16,989.98**	**(110,007.08)**
_Total_453 POLICE EVIDENCE PENDING		**0.00**	**122,204.98**	**122,204.98**	**0.00**
454-4540-11200-000000	CASH	141,176.70	67,565.12	28,700.00	180,041.82
_Total_4540 POLICE STATE SEIZURE FUNDS		**141,176.70**	**67,565.12**	**28,700.00**	**180,041.82**
_Total_Assets		**141,176.70**	**67,565.12**	**28,700.00**	**180,041.82**
454-4540-21000-000000	ACCOUNTS PAYABLE	0.00	28,700.00	28,700.00	0.00
454-4540-26201-000000	DUE TO OTHER FUNDS	0.00	66,642.39	63,983.59	2,658.80
_Total_4540 POLICE STATE SEIZURE FUNDS		**0.00**	**95,342.39**	**92,683.59**	**2,658.80**
_Total_Liabilities		**0.00**	**95,342.39**	**92,683.59**	**2,658.80**
454-4540-30200-000000	REVENUE CONTROL	0.00	0.00	70,223.92	(70,223.92)
454-4540-30300-000000	EXPENDITURE CONTROL	0.00	28,700.00	0.00	28,700.00
454-4540-31404-000000	F/B-UNASSIGNED	(141,176.70)	0.00	0.00	(141,176.70)

Account Number	Description	Beginning Balance	Debits	Credits	Ending Balance
_Total_4540 POLICE STATE SEIZURE FUNDS		**(141,176.70)**	**28,700.00**	**70,223.92**	**(182,700.62)**
_Total_Fund Equity		**(141,176.70)**	**28,700.00**	**70,223.92**	**(182,700.62)**
_Total_454 POLICE STATE SEIZURE FUNDS		**0.00**	**191,607.51**	**191,607.51**	**0.00**
455-4550-11200-000000	CASH	14,906.42	362.47	0.00	15,268.89
_Total_4550 POLICE FED FORFEITURE-TREAS		**14,906.42**	**362.47**	**0.00**	**15,268.89**
_Total_Assets		**14,906.42**	**362.47**	**0.00**	**15,268.89**
455-4550-30200-000000	REVENUE CONTROL	0.00	0.00	362.47	(362.47)
455-4550-31404-000000	F/B-UNASSIGNED	(14,906.42)	0.00	0.00	(14,906.42)
_Total_4550 POLICE FED FORFEITURE-TREAS		**(14,906.42)**	**0.00**	**362.47**	**(15,268.89)**
_Total_Fund Equity		**(14,906.42)**	**0.00**	**362.47**	**(15,268.89)**
_Total_455 POLICE FED FORFEITURE-TREAS		**0.00**	**362.47**	**362.47**	**0.00**
456-4560-11200-000000	CASH	58,997.08	9,131.18	43.88	68,084.38
_Total_4560 TRAINING ACADEMY MAINTENANCE		**58,997.08**	**9,131.18**	**43.88**	**68,084.38**
_Total_Assets		**58,997.08**	**9,131.18**	**43.88**	**68,084.38**
456-4560-21000-000000	ACCOUNTS PAYABLE	0.00	43.88	43.88	0.00
_Total_4560 TRAINING ACADEMY MAINTENANCE		**0.00**	**43.88**	**43.88**	**0.00**
_Total_Liabilities		**0.00**	**43.88**	**43.88**	**0.00**
456-4560-30200-000000	REVENUE CONTROL	0.00	0.00	9,131.18	(9,131.18)
456-4560-30300-000000	EXPENDITURE CONTROL	0.00	43.88	0.00	43.88
456-4560-31404-000000	F/B-UNASSIGNED	(58,997.08)	0.00	0.00	(58,997.08)
_Total_4560 TRAINING ACADEMY MAINTENANCE		**(58,997.08)**	**43.88**	**9,131.18**	**(68,084.38)**
_Total_Fund Equity		**(58,997.08)**	**43.88**	**9,131.18**	**(68,084.38)**
_Total_456 TRAINING ACADEMY MAINTENANCE		**0.00**	**9,218.94**	**9,218.94**	**0.00**
457-4570-11200-000000	CASH	1,399,745.68	1,568,619.73	1,480,102.23	1,488,263.18
457-4570-14500-000000	ALLOW FOR UNCOLL REC	(22,982.63)	0.00	0.00	(22,982.63)
457-4570-15106-000000	DEPARTMENT RECEIVABLES	470,892.00	0.00	0.00	470,892.00
457-4570-16999-000000	DUE FROM OTHER FUNDS	0.00	420.00	420.00	0.00
_Total_4570 SPECIAL POLICE DUTY FUND		**1,847,655.05**	**1,569,039.73**	**1,480,522.23**	**1,936,172.55**
_Total_Assets		**1,847,655.05**	**1,569,039.73**	**1,480,522.23**	**1,936,172.55**
457-4570-21000-000000	ACCOUNTS PAYABLE	0.00	675.00	675.00	0.00
457-4570-23000-000000	ACCRUED PAYROLL	(198,936.43)	1,842,545.16	1,643,608.73	0.00
457-4570-26201-000000	DUE TO OTHER FUNDS	(184,928.57)	1,908,892.48	1,781,071.65	(57,107.74)
_Total_4570 SPECIAL POLICE DUTY FUND		**(383,865.00)**	**3,752,112.64**	**3,425,355.38**	**(57,107.74)**
_Total_Liabilities		**(383,865.00)**	**3,752,112.64**	**3,425,355.38**	**(57,107.74)**
457-4570-30200-000000	REVENUE CONTROL	0.00	2,700.49	1,998,084.98	(1,995,384.49)
457-4570-30300-000000	EXPENDITURE CONTROL	0.00	1,580,109.73	0.00	1,580,109.73
457-4570-31404-000000	F/B-UNASSIGNED	(1,463,790.05)	0.00	0.00	(1,463,790.05)
_Total_4570 SPECIAL POLICE DUTY FUND		**(1,463,790.05)**	**1,582,810.22**	**1,998,084.98**	**(1,879,064.81)**
_Total_Fund Equity		**(1,463,790.05)**	**1,582,810.22**	**1,998,084.98**	**(1,879,064.81)**
_Total_457 SPECIAL POLICE DUTY FUND		**0.00**	**6,903,962.59**	**6,903,962.59**	**0.00**
500-5000-11200-000000	CASH	5,175.68	3,389.51	2,896.65	5,668.54
_Total_5000 RSVP		**5,175.68**	**3,389.51**	**2,896.65**	**5,668.54**
_Total_Assets		**5,175.68**	**3,389.51**	**2,896.65**	**5,668.54**

City of Cranston
YTD Trial Balance
Fiscal Year: 2024 As of February 18, 2025

Account Number	Description	Beginning Balance	Debits	Credits	Ending Balance
500-5000-21000-000000	ACCOUNTS PAYABLE	(82.11)	2,896.65	2,814.54	0.00
_Total_5000 RSVP		**(82.11)**	**2,896.65**	**2,814.54**	**0.00**
_Total_Liabilities		**(82.11)**	**2,896.65**	**2,814.54**	**0.00**
500-5000-30000-000000	BUDGETARY RESERVE FOR ENCUMBRAN	0.00	495.00	990.00	(495.00)
500-5000-30100-000000	ENCUMBRANCE CONTROL	0.00	990.00	495.00	495.00
500-5000-30200-000000	REVENUE CONTROL	0.00	0.00	3,389.51	(3,389.51)
500-5000-30300-000000	EXPENDITURE CONTROL	0.00	2,814.54	0.00	2,814.54
500-5000-31404-000000	F/B-UNASSIGNED	(5,093.57)	0.00	0.00	(5,093.57)
_Total_5000 RSVP		**(5,093.57)**	**4,299.54**	**4,874.51**	**(5,668.54)**
_Total_Fund Equity		**(5,093.57)**	**4,299.54**	**4,874.51**	**(5,668.54)**
_Total_500 RSVP		**0.00**	**10,585.70**	**10,585.70**	**0.00**
501-5010-11200-000000	CASH	71,271.53	17,346.53	10,175.64	78,442.42
501-5010-16999-000000	DUE FROM OTHER FUNDS	0.00	463.67	463.67	0.00
_Total_5010 MULTIPURPOSE CENTER		**71,271.53**	**17,810.20**	**10,639.31**	**78,442.42**
_Total_Assets		**71,271.53**	**17,810.20**	**10,639.31**	**78,442.42**
501-5010-21000-000000	ACCOUNTS PAYABLE	(1,598.76)	10,175.64	8,576.88	0.00
501-5010-26201-000000	DUE TO OTHER FUNDS	4,153.91	0.00	4,153.91	0.00
_Total_5010 MULTIPURPOSE CENTER		**2,555.15**	**10,175.64**	**12,730.79**	**0.00**
_Total_Liabilities		**2,555.15**	**10,175.64**	**12,730.79**	**0.00**
501-5010-30000-000000	BUDGETARY RESERVE FOR ENCUMBRAN	0.00	495.00	990.00	(495.00)
501-5010-30100-000000	ENCUMBRANCE CONTROL	0.00	990.00	495.00	495.00
501-5010-30200-000000	REVENUE CONTROL	0.00	0.00	13,192.62	(13,192.62)
501-5010-30300-000000	EXPENDITURE CONTROL	0.00	8,576.88	0.00	8,576.88
501-5010-31404-000000	F/B-UNASSIGNED	(73,826.68)	0.00	0.00	(73,826.68)
_Total_5010 MULTIPURPOSE CENTER		**(73,826.68)**	**10,061.88**	**14,677.62**	**(78,442.42)**
_Total_Fund Equity		**(73,826.68)**	**10,061.88**	**14,677.62**	**(78,442.42)**
_Total_501 MULTIPURPOSE CENTER		**0.00**	**38,047.72**	**38,047.72**	**0.00**
502-5020-11200-000000	CASH	2,892.99	3,463.53	103.58	6,252.94
_Total_5020 ADULT DAY CARE		**2,892.99**	**3,463.53**	**103.58**	**6,252.94**
_Total_Assets		**2,892.99**	**3,463.53**	**103.58**	**6,252.94**
502-5020-21000-000000	ACCOUNTS PAYABLE	0.00	103.58	103.58	0.00
_Total_5020 ADULT DAY CARE		**0.00**	**103.58**	**103.58**	**0.00**
_Total_Liabilities		**0.00**	**103.58**	**103.58**	**0.00**
502-5020-30200-000000	REVENUE CONTROL	0.00	0.00	3,463.53	(3,463.53)
502-5020-30300-000000	EXPENDITURE CONTROL	0.00	103.58	0.00	103.58
502-5020-31404-000000	F/B-UNASSIGNED	(2,892.99)	0.00	0.00	(2,892.99)
_Total_5020 ADULT DAY CARE		**(2,892.99)**	**103.58**	**3,463.53**	**(6,252.94)**
_Total_Fund Equity		**(2,892.99)**	**103.58**	**3,463.53**	**(6,252.94)**
_Total_502 ADULT DAY CARE		**0.00**	**3,670.69**	**3,670.69**	**0.00**
503-5030-11200-000000	CASH	30,132.75	3,629.88	6,714.45	27,048.18
503-5030-16999-000000	DUE FROM OTHER FUNDS	0.00	1,122.00	1,122.00	0.00
_Total_5030 SENIOR SERVICE SPECIAL PROJ		**30,132.75**	**4,751.88**	**7,836.45**	**27,048.18**
_Total_Assets		**30,132.75**	**4,751.88**	**7,836.45**	**27,048.18**
503-5030-21000-000000	ACCOUNTS PAYABLE	0.00	6,714.45	6,714.45	0.00
503-5030-26201-000000	DUE TO OTHER FUNDS	0.00	1,122.00	1,122.00	0.00
_Total_5030 SENIOR SERVICE SPECIAL PROJ		**0.00**	**7,836.45**	**7,836.45**	**0.00**

Account Number	Description	Beginning Balance	Debits	Credits	Ending Balance
_Total_Liabilities		**0.00**	**7,836.45**	**7,836.45**	**0.00**
503-5030-30000-000000	BUDGETARY RESERVE FOR ENCUMBRAN	0.00	2,803.00	2,803.00	0.00
503-5030-30100-000000	ENCUMBRANCE CONTROL	0.00	2,803.00	2,803.00	0.00
503-5030-30200-000000	REVENUE CONTROL	0.00	0.00	2,507.88	(2,507.88)
503-5030-30300-000000	EXPENDITURE CONTROL	0.00	6,714.45	1,122.00	5,592.45
503-5030-31404-000000	F/B-UNASSIGNED	(30,132.75)	0.00	0.00	(30,132.75)
_Total_5030 SENIOR SERVICE SPECIAL PROJ		**(30,132.75)**	**12,320.45**	**9,235.88**	**(27,048.18)**
_Total_Fund Equity		**(30,132.75)**	**12,320.45**	**9,235.88**	**(27,048.18)**
_Total_503 SENIOR SERVICE SPECIAL PROJ		**0.00**	**24,908.78**	**24,908.78**	**0.00**
504-5040-11200-000000	CASH	15,046.44	9,204.91	7,634.96	16,616.39
_Total_5040 CRANSTON SENIOR GAMES		**15,046.44**	**9,204.91**	**7,634.96**	**16,616.39**
_Total_Assets		**15,046.44**	**9,204.91**	**7,634.96**	**16,616.39**
504-5040-21000-000000	ACCOUNTS PAYABLE	(60.00)	7,634.96	7,574.96	0.00
_Total_5040 CRANSTON SENIOR GAMES		**(60.00)**	**7,634.96**	**7,574.96**	**0.00**
_Total_Liabilities		**(60.00)**	**7,634.96**	**7,574.96**	**0.00**
504-5040-30000-000000	BUDGETARY RESERVE FOR ENCUMBRAN	0.00	7,134.96	7,134.96	0.00
504-5040-30100-000000	ENCUMBRANCE CONTROL	0.00	7,134.96	7,134.96	0.00
504-5040-30200-000000	REVENUE CONTROL	0.00	0.00	9,204.91	(9,204.91)
504-5040-30300-000000	EXPENDITURE CONTROL	0.00	7,574.96	0.00	7,574.96
504-5040-31404-000000	F/B-UNASSIGNED	(14,986.44)	0.00	0.00	(14,986.44)
_Total_5040 CRANSTON SENIOR GAMES		**(14,986.44)**	**21,844.88**	**23,474.83**	**(16,616.39)**
_Total_Fund Equity		**(14,986.44)**	**21,844.88**	**23,474.83**	**(16,616.39)**
_Total_504 CRANSTON SENIOR GAMES		**0.00**	**38,684.75**	**38,684.75**	**0.00**
601-6010-11200-000000	CASH	1,889.47	45.97	0.00	1,935.44
_Total_6010 CRANSTON PARKS AND RECREATION		**1,889.47**	**45.97**	**0.00**	**1,935.44**
_Total_Assets		**1,889.47**	**45.97**	**0.00**	**1,935.44**
601-6010-30200-000000	REVENUE CONTROL	0.00	0.00	45.97	(45.97)
601-6010-31404-000000	F/B-UNASSIGNED	(1,889.47)	0.00	0.00	(1,889.47)
_Total_6010 CRANSTON PARKS AND RECREATION		**(1,889.47)**	**0.00**	**45.97**	**(1,935.44)**
_Total_Fund Equity		**(1,889.47)**	**0.00**	**45.97**	**(1,935.44)**
_Total_601 CRANSTON PARKS AND RECREATION		**0.00**	**45.97**	**45.97**	**0.00**
603-6030-11200-000000	CASH	151,561.88	68,694.23	72,774.08	147,482.03
603-6030-12205-000000	INVESTMENT-BANK RI	372,366.08	8,323.78	0.00	380,689.86
_Total_6030 CAP FAC DEV IMPACT FEES		**523,927.96**	**77,018.01**	**72,774.08**	**528,171.89**
_Total_Assets		**523,927.96**	**77,018.01**	**72,774.08**	**528,171.89**
603-6030-21000-000000	ACCOUNTS PAYABLE	(58,349.00)	58,349.00	0.00	0.00
603-6030-26201-000000	DUE TO OTHER FUNDS	593.46	25,314.76	22,837.22	3,071.00
_Total_6030 CAP FAC DEV IMPACT FEES		**(57,755.54)**	**83,663.76**	**22,837.22**	**3,071.00**
_Total_Liabilities		**(57,755.54)**	**83,663.76**	**22,837.22**	**3,071.00**
603-6030-30200-000000	REVENUE CONTROL	0.00	5,444.84	86,127.31	(80,682.47)
603-6030-30300-000000	EXPENDITURE CONTROL	0.00	15,612.00	0.00	15,612.00
603-6030-31404-000000	F/B-UNASSIGNED	(466,172.42)	0.00	0.00	(466,172.42)
_Total_6030 CAP FAC DEV IMPACT FEES		**(466,172.42)**	**21,056.84**	**86,127.31**	**(531,242.89)**
_Total_Fund Equity		**(466,172.42)**	**21,056.84**	**86,127.31**	**(531,242.89)**

Account Number	Description	Beginning Balance	Debits	Credits	Ending Balance
_Total_603 CAP FAC DEV IMPACT FEES		**0.00**	**181,738.61**	**181,738.61**	**0.00**
604-6040-11200-604001	CASH	226.65	5.52	0.00	232.17
_Total_6040 CRANSTON CEMETERY TRUST FUND		**226.65**	**5.52**	**0.00**	**232.17**
_Total_Assets		**226.65**	**5.52**	**0.00**	**232.17**
604-6040-30200-000000	REVENUE CONTROL	0.00	0.00	5.52	(5.52)
604-6040-31404-000000	F/B-UNASSIGNED	(226.65)	0.00	0.00	(226.65)
_Total_6040 CRANSTON CEMETERY TRUST FUND		**(226.65)**	**0.00**	**5.52**	**(232.17)**
_Total_Fund Equity		**(226.65)**	**0.00**	**5.52**	**(232.17)**
_Total_604 CRANSTON CEMETERY TRUST FUND		**0.00**	**5.52**	**5.52**	**0.00**
605-0000-11200-000000	CASH	0.00	982.83	982.83	0.00
_Total_0000		**0.00**	**982.83**	**982.83**	**0.00**
605-6050-11200-000000	CASH	438,874.37	52,051.44	125,620.21	365,305.60
_Total_6050 HISTORICAL RECORDS TRUST		**438,874.37**	**52,051.44**	**125,620.21**	**365,305.60**
_Total_Assets		**438,874.37**	**53,034.27**	**126,603.04**	**365,305.60**
605-6050-21000-000000	ACCOUNTS PAYABLE	(29,020.42)	125,620.21	96,599.79	0.00
605-6050-26201-000000	DUE TO OTHER FUNDS	1,904.00	3,584.00	5,488.00	0.00
_Total_6050 HISTORICAL RECORDS TRUST		**(27,116.42)**	**129,204.21**	**102,087.79**	**0.00**
_Total_Liabilities		**(27,116.42)**	**129,204.21**	**102,087.79**	**0.00**
605-6050-30000-000000	BUDGETARY RESERVE FOR ENCUMBRAN	0.00	80,417.79	114,310.00	(33,892.21)
605-6050-30100-000000	ENCUMBRANCE CONTROL	0.00	114,310.00	80,417.79	33,892.21
605-6050-30200-000000	REVENUE CONTROL	0.00	0.00	50,147.44	(50,147.44)
605-6050-30300-000000	EXPENDITURE CONTROL	0.00	96,599.79	0.00	96,599.79
605-6050-31404-000000	F/B-UNASSIGNED	(411,757.95)	0.00	0.00	(411,757.95)
_Total_6050 HISTORICAL RECORDS TRUST		**(411,757.95)**	**291,327.58**	**244,875.23**	**(365,305.60)**
_Total_Fund Equity		**(411,757.95)**	**291,327.58**	**244,875.23**	**(365,305.60)**
_Total_605 HISTORICAL RECORDS TRUST		**0.00**	**473,566.06**	**473,566.06**	**0.00**
700-0000-11200-000000	CASH	0.00	288.00	336.00	(48.00)
_Total_0000		**0.00**	**288.00**	**336.00**	**(48.00)**
700-7000-11200-000000	CASH	(32,655.07)	185,125.77	78,200.60	74,270.10
700-7000-17100-000000	OTHER RECEIVABLES	1,698,426.51	0.00	0.00	1,698,426.51
_Total_7000 CDBG		**1,665,771.44**	**185,125.77**	**78,200.60**	**1,772,696.61**
_Total_Assets		**1,665,771.44**	**185,413.77**	**78,536.60**	**1,772,648.61**
700-7000-21000-000000	ACCOUNTS PAYABLE	0.00	336.00	336.00	0.00
700-7000-23000-000000	ACCRUED PAYROLL	(13,660.63)	288,161.08	274,500.45	0.00
700-7000-26201-000000	DUE TO OTHER FUNDS	(53,269.18)	66,973.98	292,649.08	(278,944.28)
700-7000-27130-000000	DEFERRED REVENUE-OTHER	(849,213.25)	0.00	0.00	(849,213.25)
_Total_7000 CDBG		**(916,143.06)**	**355,471.06**	**567,485.53**	**(1,128,157.53)**
_Total_Liabilities		**(916,143.06)**	**355,471.06**	**567,485.53**	**(1,128,157.53)**
700-7000-30200-000000	REVENUE CONTROL	0.00	0.00	463,448.07	(463,448.07)
700-7000-30300-000000	EXPENDITURE CONTROL	0.00	568,585.37	0.00	568,585.37
700-7000-31404-000000	F/B-UNASSIGNED	(749,628.38)	0.00	0.00	(749,628.38)
_Total_7000 CDBG		**(749,628.38)**	**568,585.37**	**463,448.07**	**(644,491.08)**
_Total_Fund Equity		**(749,628.38)**	**568,585.37**	**463,448.07**	**(644,491.08)**
_Total_700 CDBG		**0.00**	**1,109,470.20**	**1,109,470.20**	**0.00**
701-0000-11200-000000	CASH	0.00	448.94	496.94	(48.00)

City of Cranston
YTD Trial Balance
Fiscal Year: 2024 As of February 18, 2025

Account Number	Description	Beginning Balance	Debits	Credits	Ending Balance
_Total_0000		**0.00**	**448.94**	**496.94**	**(48.00)**
701-7010-11200-000000	CASH	914.11	198,657.11	144,500.00	55,071.22
_Total_7010 WIOA-JOB DEVELOPMENT		**914.11**	**198,657.11**	**144,500.00**	**55,071.22**
_Total_Assets		**914.11**	**199,106.05**	**144,996.94**	**55,023.22**
701-7010-21000-000000	ACCOUNTS PAYABLE	0.00	496.94	496.94	0.00
701-7010-23000-000000	ACCRUED PAYROLL	(10,834.47)	189,516.50	178,682.03	0.00
701-7010-26201-000000	DUE TO OTHER FUNDS	(44,554.56)	144,500.00	189,965.44	(90,020.00)
_Total_7010 WIOA-JOB DEVELOPMENT		**(55,389.03)**	**334,513.44**	**369,144.41**	**(90,020.00)**
_Total_Liabilities		**(55,389.03)**	**334,513.44**	**369,144.41**	**(90,020.00)**
701-7010-30200-000000	REVENUE CONTROL	0.00	0.00	198,657.11	(198,657.11)
701-7010-30300-000000	EXPENDITURE CONTROL	0.00	179,178.97	0.00	179,178.97
701-7010-31404-000000	F/B-UNASSIGNED	54,474.92	0.00	0.00	54,474.92
_Total_7010 WIOA-JOB DEVELOPMENT		**54,474.92**	**179,178.97**	**198,657.11**	**34,996.78**
_Total_Fund Equity		**54,474.92**	**179,178.97**	**198,657.11**	**34,996.78**
_Total_701 WIOA-JOB DEVELOPMENT		**0.00**	**712,798.46**	**712,798.46**	**0.00**
704-0000-11200-000000	CASH	0.00	10,231,056.29	10,642,281.14	(411,224.85)
_Total_0000		**0.00**	**10,231,056.29**	**10,642,281.14**	**(411,224.85)**
704-7040-11200-000000	CASH	2,689,090.27	8,332,007.95	10,488,265.90	532,832.32
_Total_7040 HOSPITALIZATION		**2,689,090.27**	**8,332,007.95**	**10,488,265.90**	**532,832.32**
_Total_Assets		**2,689,090.27**	**18,563,064.24**	**21,130,547.04**	**121,607.47**
704-7040-21000-000000	ACCOUNTS PAYABLE	(977,888.50)	10,649,781.14	9,671,892.64	0.00
704-7040-26201-000000	DUE TO OTHER FUNDS	(922,105.67)	10,500,921.70	10,231,056.29	(652,240.26)
704-7040-26205-000000	IBNR CLAIMS CITY	(1,165,989.00)	0.00	0.00	(1,165,989.00)
_Total_7040 HOSPITALIZATION		**(3,065,983.17)**	**21,150,702.84**	**19,902,948.93**	**(1,818,229.26)**
_Total_Liabilities		**(3,065,983.17)**	**21,150,702.84**	**19,902,948.93**	**(1,818,229.26)**
704-7040-30200-000000	REVENUE CONTROL	0.00	1,051.20	8,234,732.28	(8,233,681.08)
704-7040-30300-000000	EXPENDITURE CONTROL	0.00	9,671,892.64	118,482.67	9,553,409.97
704-7040-31404-000000	F/B-UNASSIGNED	376,892.90	0.00	0.00	376,892.90
_Total_7040 HOSPITALIZATION		**376,892.90**	**9,672,943.84**	**8,353,214.95**	**1,696,621.79**
_Total_Fund Equity		**376,892.90**	**9,672,943.84**	**8,353,214.95**	**1,696,621.79**
_Total_704 CITY HOSPITALIZATION		**0.00**	**49,386,710.92**	**49,386,710.92**	**0.00**
750-0000-11200-000000	CASH	0.00	623,294.62	667,130.32	(43,835.70)
_Total_0000		**0.00**	**623,294.62**	**667,130.32**	**(43,835.70)**
750-7500-11200-000000	CASH	592,953.36	364,261.53	302,762.88	654,452.01
750-7500-17104-000000	PREPAID EXPENSE	0.00	252,741.20	0.00	252,741.20
_Total_7500 CLAIMS COMMITTEE		**592,953.36**	**617,002.73**	**302,762.88**	**907,193.21**
_Total_Assets		**592,953.36**	**1,240,297.35**	**969,893.20**	**863,357.51**
750-7500-21000-000000	ACCOUNTS PAYABLE	(285.78)	667,130.32	666,844.54	0.00
750-7500-26201-000000	DUE TO OTHER FUNDS	200,712.16	802,762.88	1,020,669.48	(17,194.44)
750-7500-26210-000000	CLAIMS PAYABLE	(168,138.54)	0.00	0.00	(168,138.54)
750-7500-26215-000000	CLAIMS PAYABLE - IBNR	(90,630.35)	0.00	0.00	(90,630.35)
_Total_7500 CLAIMS COMMITTEE		**(58,342.51)**	**1,469,893.20**	**1,687,514.02**	**(275,963.33)**
_Total_Liabilities		**(58,342.51)**	**1,469,893.20**	**1,687,514.02**	**(275,963.33)**
750-7500-30200-000000	REVENUE CONTROL	0.00	0.00	522,698.37	(522,698.37)
750-7500-30300-000000	EXPENDITURE CONTROL	0.00	469,915.04	0.00	469,915.04
750-7500-34100-000000	RETAINED EARNINGS	(534,610.85)	0.00	0.00	(534,610.85)

City of Cranston
YTD Trial Balance
Fiscal Year: 2024 As of February 18, 2025

Account Number	Description	Beginning Balance	Debits	Credits	Ending Balance
_Total_7500 CLAIMS COMMITTEE		**(534,610.85)**	**469,915.04**	**522,698.37**	**(587,394.18)**
_Total_Fund Equity		**(534,610.85)**	**469,915.04**	**522,698.37**	**(587,394.18)**
_Total_750 CLAIMS		**0.00**	**3,180,105.59**	**3,180,105.59**	**0.00**
800-0000-11200-000000	CASH	0.00	6,826,435.91	6,836,102.09	(9,666.18)
_Total_0000		**0.00**	**6,826,435.91**	**6,836,102.09**	**(9,666.18)**
800-8000-11200-000000	CASH	111,440.89	24,944,100.48	24,753,488.89	302,052.48
800-8000-12200-000000	INVESTMENT - CITIZENS	16,809,029.41	30,931,769.07	44,054,417.56	3,686,380.92
800-8000-12201-000000	INVESTMENT-WEBSTER	6,270,488.92	2,151,208.28	2,000,000.00	6,421,697.20
800-8000-12202-000000	DEBT SERVICE RESERVE FUND-INFRASTF	1,370,433.65	0.00	0.00	1,370,433.65
800-8000-12204-000000	INVESTMENT-WASHINGTON TRUST	5,794,356.63	155,246.60	0.00	5,949,603.23
800-8000-12205-000000	INVESTMENT-BANK RI	1,158.54	1,912.46	0.00	3,071.00
800-8000-12206-000000	INVESTMENT-OSIP	0.00	14,032,588.74	0.00	14,032,588.74
800-8000-12208-000000	INVESTMENT-TD BANK	2,436,736.15	59,452.87	0.00	2,496,189.02
800-8000-12209-000000	INVESTMENT-CENTREVILLE SAVINGS	5,464,041.53	136,663.35	0.00	5,600,704.88
800-8000-14112-000000	SEWER ASSESSMENT 2015 FY2016	3,870.93	0.00	0.00	3,870.93
800-8000-14113-000000	SEWER ASSESSMENT 2016 FY2017	4,466.95	0.00	96.05	4,370.90
800-8000-14114-000000	SEWER ASSESSMENT 2017 FY2018	5,019.66	0.00	344.21	4,675.45
800-8000-14115-000000	SEWER ASSESSMENT 2018 FY2019	5,949.95	0.00	176.14	5,773.81
800-8000-14116-000000	SEWER ASSESSMENT 2019 FY2020	4,936.53	0.00	0.00	4,936.53
800-8000-14117-000000	SEWER ASSESSMENT 2020 FY2021	4,851.22	0.00	110.15	4,741.07
800-8000-14118-000000	SEWER ASSESSMENT 2021 FY2022	10,333.24	0.00	1,128.33	9,204.91
800-8000-14119-000000	SEWER ASSESSMENT 2022 FY2023	126,579.64	1,101.44	52,394.60	75,286.48
800-8000-14120-000000	SEWER ASSESSMENT 2023 FY2024	683,789.11	6,722.65	326,813.41	363,698.35
800-8000-14121-000000	SEWER ASSESSMENT 2024 FY2025	0.00	19,042,688.61	14,365,510.35	4,677,178.26
800-8000-14500-000000	ALLOW FOR UNCOLL REC	(115,000.00)	0.00	0.00	(115,000.00)
800-8000-14600-000000	INTEREST RECEIVABLE	107,888.86	0.00	0.00	107,888.86
800-8000-15101-000000	DUE FROM FED GOVT	1,033,238.22	0.00	1,033,238.22	0.00
800-8000-15102-000000	DUE FROM PASTORE COMPLEX	1,574,689.23	0.00	1,574,689.23	0.00
800-8000-15112-000000	GREEN PROJECT PROGRAM-INFRASTRUC	308,633.34	0.00	23,700.00	284,933.34
800-8000-18200-000000	LAND & LAND RIGHTS	342,712.00	0.00	0.00	342,712.00
800-8000-18201-000000	LAND INPROVEMENTS	1,805,228.25	0.00	0.00	1,805,228.25
800-8000-18202-000000	SEWER LINES	53,560,697.26	0.00	0.00	53,560,697.26
800-8000-18204-000000	MOTOR VEHICLES	25,749.13	0.00	0.00	25,749.13
800-8000-18206-000000	MACHINERY & EQUIPMENT	70,351.92	0.00	0.00	70,351.92
800-8000-18207-000000	TREATMENT PLANT & EQUIPMENT	99,595,113.60	0.00	0.00	99,595,113.60
800-8000-18208-000000	PUMPING PLANT & EQUIPMENT	4,305,410.16	0.00	0.00	4,305,410.16
800-8000-18209-000000	GIS PROJECT	1,103,833.54	0.00	0.00	1,103,833.54
800-8000-18210-000000	SERVICES TO CUSTOMERS	217,509.45	0.00	0.00	217,509.45
800-8000-18220-000000	CONSTRUCTION IN PROGRESS	738,823.90	0.00	0.00	738,823.90
800-8000-18500-000000	ACCUMULATED DEPRECIATION	(99,912,708.52)	0.00	0.00	(99,912,708.52)
_Total_8000 SEWER ENTERPRISE FUND		**103,869,653.29**	**91,463,454.55**	**88,186,107.14**	**107,147,000.70**
_Total_Assets		**103,869,653.29**	**98,289,890.46**	**95,022,209.23**	**107,137,334.52**
800-8000-21000-000000	ACCOUNTS PAYABLE	(2,220,470.16)	13,315,425.22	11,295,880.06	(200,925.00)
800-8000-22200-000000	ACCRUED INTEREST PAYABLE	(47,579.89)	0.00	0.00	(47,579.89)
800-8000-23000-000000	ACCRUED PAYROLL	(11,475.03)	215,316.59	203,841.56	0.00
800-8000-26201-000000	DUE TO OTHER FUNDS	(2,784,364.14)	27,013,121.87	24,241,467.89	(12,710.16)
800-8000-27110-000000	DEFERRED REV-COLLECTION IN ADV	(1,698,853.93)	1,698,853.93	0.00	0.00
800-8000-27115-000000	DEFERRED REVENUE	0.00	32,044,260.92	19,062,991.01	12,981,269.91
800-8000-27115-800000	DEFERRED REVENUE	0.00	53,971.09	13,035,240.80	(12,981,269.71)
800-8000-28105-000000	CURRENT PORION OF LT DEBT	(1,193,300.00)	0.00	0.00	(1,193,300.00)
800-8000-28110-000000	BONDS PAYABLE-RICWFA	(11,310,700.69)	23,700.00	0.00	(11,287,000.69)
_Total_8000 SEWER ENTERPRISE FUND		**(19,266,743.84)**	**74,364,649.62**	**67,839,421.32**	**(12,741,515.54)**
_Total_Liabilities		**(19,266,743.84)**	**74,364,649.62**	**67,839,421.32**	**(12,741,515.54)**
800-8000-30000-000000	BUDGETARY RESERVE FOR ENCUMBRAN	0.00	1,475,418.85	2,965,706.15	(1,490,287.30)
800-8000-30100-000000	ENCUMBRANCE CONTROL	0.00	2,965,706.15	1,475,418.85	1,490,287.30
800-8000-30200-000000	REVENUE CONTROL	0.00	910,404.74	21,968,039.08	(21,057,634.34)
800-8000-30300-000000	EXPENDITURE CONTROL	0.00	12,135,428.90	870,704.09	11,264,724.81
800-8000-34000-000000	CONTRIBUTED CAPITAL	(32,250,204.33)	0.00	0.00	(32,250,204.33)
800-8000-34100-000000	RETAINED EARNINGS	(52,352,705.12)	0.00	0.00	(52,352,705.12)

City of Cranston
YTD Trial Balance
Fiscal Year: 2024 As of February 18, 2025

Account Number	Description	Beginning Balance	Debits	Credits	Ending Balance
_Total_8000 SEWER ENTERPRISE FUND		**(84,602,909.45)**	**17,486,958.64**	**27,279,868.17**	**(94,395,818.98)**
_Total_Fund Equity		**(84,602,909.45)**	**17,486,958.64**	**27,279,868.17**	**(94,395,818.98)**
_Total_800 SEWER ENTERPRISE FUND		**0.00**	**190,141,498.72**	**190,141,498.72**	**0.00**
901-9010-11200-000000	CASH	10,793.46	6,521,514.75	6,470,262.38	62,045.83
901-9010-12900-000000	BOND ACCOUNT	3,739,565.60	1,784,934.00	1,063,238.40	4,461,261.20
901-9010-12902-000000	EQUITIES STOCKS/OPTIONS	20,052,394.40	2,429,510.67	2,812,879.71	19,669,025.36
901-9010-12903-000000	FIXED INC MUT FND/EFT/UIT	4,302,189.42	207,377.60	1,245,183.57	3,264,383.45
901-9010-12904-000000	NON-PERFORMING ANNUITY	335,873.19	200,723.22	65,238.12	471,358.29
901-9010-12905-000000	HOLDING ACCOUNT	812,419.73	2,839,108.18	318,357.55	3,333,170.36
901-9010-16999-000000	DUE FROM OTHER FUNDS	0.00	34,648.63	34,648.63	0.00
_Total_9010 POLICE PENSION FUND		**29,253,235.80**	**14,017,817.05**	**12,009,808.36**	**31,261,244.49**
_Total_Assets		**29,253,235.80**	**14,017,817.05**	**12,009,808.36**	**31,261,244.49**
901-9010-21000-000000	ACCOUNTS PAYABLE	0.00	39,600.00	39,600.00	0.00
901-9010-26201-000000	DUE TO OTHER FUNDS	(20,000.00)	20,000.00	0.00	0.00
_Total_9010 POLICE PENSION FUND		**(20,000.00)**	**59,600.00**	**39,600.00**	**0.00**
_Total_Liabilities		**(20,000.00)**	**59,600.00**	**39,600.00**	**0.00**
901-9010-30200-000000	REVENUE CONTROL	0.00	5,630,052.37	14,126,148.57	(8,496,096.20)
901-9010-30300-000000	EXPENDITURE CONTROL	0.00	7,060,171.07	592,083.56	6,468,087.51
901-9010-31404-000000	F/B-UNASSIGNED	(29,233,235.80)	0.00	0.00	(29,233,235.80)
_Total_9010 POLICE PENSION FUND		**(29,233,235.80)**	**12,690,223.44**	**14,718,232.13**	**(31,261,244.49)**
_Total_Fund Equity		**(29,233,235.80)**	**12,690,223.44**	**14,718,232.13**	**(31,261,244.49)**
_Total_901 POLICE PENSION FUND		**0.00**	**26,767,640.49**	**26,767,640.49**	**0.00**
902-9020-11200-000000	CASH	114,381.82	9,480,781.19	9,484,008.40	111,154.61
902-9020-12900-000000	BOND ACCOUNT	6,648,114.40	3,173,216.00	1,890,201.60	7,931,128.80
902-9020-12902-000000	EQUITIES STOCKS/OPTIONS	32,543,434.64	4,319,130.07	5,000,675.07	31,861,889.64
902-9020-12903-000000	FIXED INC MUT FND/EFT/UIT	7,230,211.93	368,671.30	2,213,659.68	5,385,223.55
902-9020-12904-000000	NON-PERFORMING ANNUITY	1,995,839.56	356,841.28	115,978.88	2,236,701.96
902-9020-12905-000000	HOLDING ACCOUNT	63,749.14	5,047,302.94	565,969.46	4,545,082.62
_Total_9020 FIRE PENSION FUND		**48,595,731.49**	**22,745,942.78**	**19,270,493.09**	**52,071,181.18**
_Total_Assets		**48,595,731.49**	**22,745,942.78**	**19,270,493.09**	**52,071,181.18**
902-9020-21000-000000	ACCOUNTS PAYABLE	0.00	39,600.00	39,600.00	0.00
_Total_9020 FIRE PENSION FUND		**0.00**	**39,600.00**	**39,600.00**	**0.00**
_Total_Liabilities		**0.00**	**39,600.00**	**39,600.00**	**0.00**
902-9020-30200-000000	REVENUE CONTROL	0.00	10,008,982.57	23,017,721.11	(13,008,738.54)
902-9020-30300-000000	EXPENDITURE CONTROL	0.00	10,318,404.71	785,115.86	9,533,288.85
902-9020-31404-000000	F/B-UNASSIGNED	(48,595,731.49)	0.00	0.00	(48,595,731.49)
_Total_9020 FIRE PENSION FUND		**(48,595,731.49)**	**20,327,387.28**	**23,802,836.97**	**(52,071,181.18)**
_Total_Fund Equity		**(48,595,731.49)**	**20,327,387.28**	**23,802,836.97**	**(52,071,181.18)**
_Total_902 FIRE PENSION FUND		**0.00**	**43,112,930.06**	**43,112,930.06**	**0.00**
904-0000-11200-000000	CASH	0.00	3,549,831.32	3,724,988.60	(175,157.28)
_Total_0000		**0.00**	**3,549,831.32**	**3,724,988.60**	**(175,157.28)**
904-9040-11200-000000	CASH	455,807.57	274,219.64	694,148.63	35,878.58
904-9040-12205-000000	INVESTMENT-BANK RI	11,229.32	249.11	0.00	11,478.43
904-9040-12900-000000	BOND ACCOUNT	1,108,019.20	516,238.40	315,053.20	1,309,204.40
904-9040-12901-000000	MUTUAL FUNDS/OTHER INVESTMENTS	244,814.87	58,098.41	19,697.06	283,216.22
904-9040-12902-000000	EQUITY STOCKS/OPTIONS	5,884,486.46	763,135.35	825,475.95	5,822,145.86
904-9040-12903-000000	FIXED INC MUT FND/EFT/UIT	1,204,735.77	60,246.78	348,351.15	916,631.40
904-9040-12905-000000	HOLDING ACCOUNT	630,523.09	834,349.86	103,385.70	1,361,487.25
_Total_9040 OPEB-TRUST FUND		**9,539,616.28**	**2,506,537.55**	**2,306,111.69**	**9,740,042.14**

City of Cranston
YTD Trial Balance
Fiscal Year: 2024 As of February 18, 2025

Account Number	Description	Beginning Balance	Debits	Credits	Ending Balance
_Total_Assets		**9,539,616.28**	**6,056,368.87**	**6,031,100.29**	**9,564,884.86**
904-9040-21000-000000	ACCOUNTS PAYABLE	(120,244.68)	3,735,488.60	3,615,243.92	0.00
904-9040-26201-000000	DUE TO OTHER FUNDS	(1,747,248.22)	3,429,309.13	3,584,479.95	(1,902,419.04)
_Total_9040 OPEB-TRUST FUND		**(1,867,492.90)**	**7,164,797.73**	**7,199,723.87**	**(1,902,419.04)**
_Total_Liabilities		**(1,867,492.90)**	**7,164,797.73**	**7,199,723.87**	**(1,902,419.04)**
904-9040-30200-000000	REVENUE CONTROL	0.00	1,640,954.44	5,291,771.88	(3,650,817.44)
904-9040-30300-000000	EXPENDITURE CONTROL	0.00	3,660,475.00	0.00	3,660,475.00
904-9040-31404-000000	F/B-UNASSIGNED	(7,672,123.38)	0.00	0.00	(7,672,123.38)
_Total_9040 OPEB-TRUST FUND		**(7,672,123.38)**	**5,301,429.44**	**5,291,771.88**	**(7,662,465.82)**
_Total_Fund Equity		**(7,672,123.38)**	**5,301,429.44**	**5,291,771.88**	**(7,662,465.82)**
_Total_904 OPEB-TRUST FUND		**0.00**	**18,522,596.04**	**18,522,596.04**	**0.00**

City of Cranston
Cash Flow Analysis-Operating Account General Fund
January 31, 2025

Starting Cash:	**December**	**January**
Citizens Operating-11200	7,818,094	1,207,808
	7,818,094	1,207,808
Receipts:		
Tax Collections	19,258,195	0
Interfund Receipts	2,450,778	0
Departmental Revenues:		
Wires Received	9,813,508	0
Departmental Deposits	874,032	0
Other Deposits/Transfers	46,376,608	0
Other:		
Interest	0	0
NSF deposits	0	0
Total Receipts	78,773,122	0
Disbursements:		
Accounts Payable	3,878,629	0
Payroll	6,267,670	0
Pension	2,245,733	0
Transfers/Other Wire	72,977,477	0
NSF Checks	13,898	0
Total Disbursements	85,383,407	0
Net Change For month	(6,610,286)	0
Ending Cash	1,207,808	1,207,808

Date Submitted	January 31, 2025
Date Uploaded	
Entity	Cranston
Fiscal Year	2024
Report	Municipal Data Report

Control (X)	Dept. (XX)	Group (XX)	Class (XX)	Account (XXX)	Description	2024	2024	2024	2024	2024	2024	2024
						9	9	9	9	9	9	9
						1	1	2	3	4	5	6
						Budget	Audited Actual	Audited Actual	Audited Actual	Audited Actual	Audited Actual	Audited Actual
						Municipal General Fund	Municipal General Fund	Other GASB54 Funds,Allocations, and Adjs.	Fund Financial Statements General Fund	Reportable Government Services	Elimination	Total MTPA
3	30	30	30	300	Levy subject to § 44-5-2	177,276,087.00	177,276,087.00		177,276,087.00			177,276,087.00
3	30	30	30	306	Motor Vehicle Levy	10,515,040.00	10,515,040.00		10,515,040.00			10,515,040.00
3	30	30	30	303	PILOT and Tax Treaties (Included in levy)				-			-
3	30	30	30	304	PILOT and Tax Treaties (excluded from levy)	110,000.00	110,000.00		110,000.00			110,000.00
3	30	30	30	301	Adjustments to Current Year Levy		-		-			-
3	30	30	30	305	Adjustments to Prior Year's Levy		-		-			-
3	30	30	30	302	Current Year Collection Rate	**0.99**	**0.76**	-	0.76	-	-	**0.81**
1	10	10	10	100	Current Year Levy Tax Collection	186,405,485.00	143,140,691.52		143,140,691.52			143,140,691.52
1	10	10	10	105	Last Year's Levy Tax Collection	325,000.00	210,138.95		210,138.95			210,138.95
1	10	10	10	101	Prior Years Property Tax Collection	175,000.00	33,562.97		33,562.97			33,562.97
1	10	10	10	102	Interest & Penalty	835,000.00	373,730.33		373,730.33			373,730.33
1	10	10	10	103	PILOT & Tax Treaty (excluded from levy) Collection	110,000.00	-		-			-
1	10	10	10	104	Other Local Property Taxes				-			-
1	**10**	**10**	**10**	**999**	**Total Revenue**	**187,850,485.00**	**143,758,123.77**	**-**	**143,758,123.77**	**-**	**-**	**143,758,123.77**
1	10	10	15	150	Licenses and Permits	5,538,235.00	3,130,412.00		3,130,412.00			3,130,412.00
1	10	10	15	151	Fines and Forfeitures	767,000.00	300,135.29		300,135.29			300,135.29
1	10	10	15	152	Investment Income	3,185,000.00	1,965,502.07	157,275.74	2,122,777.81	33,793.80		2,156,571.61
1	10	10	15	153	Departmental	4,293,047.00	2,339,344.48		2,339,344.48			2,339,344.48
1	10	10	15	154	Rescue Run Revenue	4,600,000.00	2,753,891.94		2,753,891.94			2,753,891.94
1	10	10	15	155	Police & Fire Detail	1,150,000.00	404,696.00		404,696.00	1,918,178.43		2,322,874.43
1	10	10	15	156	Other Local Non-Property Tax Revenues	1,257,950.00	680,796.93		680,796.93			680,796.93
1	**10**	**10**	**15**	**999**	**Total Revenue**	**20,791,232.00**	**11,574,778.71**	**157,275.74**	**11,574,778.71**	**1,951,972.23**	**-**	**13,684,026.68**
1	20	20	20	204	CDBG				-	264,249.76		264,249.76
1	20	20	20	205	COPS Grants				-			-
1	20	20	20	206	SAFER Grants				-			-
1	20	20	20	207	Other Federal Aid Funds	220,000.00	7,246,005.29	5,710,347.81	12,956,353.10	1,630.55		12,957,983.65
1	**20**	**20**	**20**	**999**	**Total Revenue**	220,000.00	**7,246,005.29**	**5,710,347.81**	**7,246,005.29**	**265,880.31**	**-**	**13,222,233.41**
1	30	30	30	300	MV Excise Tax Reimbursement	3,946,054.76	1,973,027.40		1,973,027.40			1,973,027.40
1	30	30	30	316	Motor Vehicle Phase Out	18,366,192.24	9,183,096.20		9,183,096.20			9,183,096.20
1	30	30	30	301	State PILOT Program	4,037,181.00	4,037,180.56		4,037,180.56			4,037,180.56
1	30	30	30	302	Distressed Community Relief Fund	-	-		-			-
1	30	30	30	303	Library Resource Aid	775,345.00	410,237.50		410,237.50			410,237.50
1	30	30	30	304	Library Construction Aid				-			-
1	30	30	30	305	Public Service Corporation Tax	1,095,441.00	-		-			-
1	30	30	30	306	Meals & Beverage Tax / Hotel Tax	3,059,095.00	1,718,684.82		1,718,684.82			1,718,684.82
1	30	30	30	310	Housing Aid Capital Projects	-	-		-			-
1	30	30	30	311	Housing Aid Bonded Debt	2,767,138.00	886,618.00		886,618.00			886,618.00
1	30	30	30	313	Incentive Aid				-			-
1	30	30	30	314	Property Revaluation Reimbursement	-	-		-			-
1	30	30	30	315	Other State Revenue	-	1,738,596.32		1,738,596.32			1,738,596.32
1	**30**	**30**	**30**	**999**	**Total Revenue**	**34,046,447.00**	**19,947,440.80**	**-**	**19,947,440.80**	**-**	**-**	**19,947,440.80**
1	**40**	**40**	**40**	**400**	**Other Revenue**			8,984.85	**8,984.85**			**8,984.85**
1	**99**	**99**	**99**	**999**	**Total Revenue**	**242,908,164.00**	**182,526,348.57**	**5,876,608.40**	**188,402,956.97**	**2,217,852.54**	**-**	**190,620,809.51**
7	**70**	**70**	**10**	**100**	**Financing Sources: Transfer from Capital Funds**				**-**			**-**
7	**70**	**70**	**10**	**102**	**Financing Sources: Transfer from Other Funds**			**-**	**-**			**-**
7	**70**	**70**	**20**	**200**	**Financing Sources: Debt Proceeds**				**-**			**-**

Date Submitted	January 31, 2025
Date Uploaded	
Entity	Cranston
Fiscal Year	2024
Report	Municipal Data Report

Control (X)	Dept. (XX)	Group (XX)	Class (XX)	Account (XXX)	Description	2024	2024	2024	2024	2024	2024	2024
						9	9	9	9	9	9	9
						1	1	2	3	4	5	6
						Budget	Audited Actual	Audited Actual	Audited Actual	Audited Actual	Audited Actual	Audited Actual
						Municipal General Fund	Municipal General Fund	Other GASB54 Funds,Allocations, and Adjs.	Fund Financial Statements General Fund	Reportable Government Services	Elimination	Total MTPA
7	**70**	**70**	**30**	**300**	**Financing Sources: Other**				**-**			**-**
5	**50**	**20**	**20**	**200**	**Appropriated Fund Balance**		**-**	**-**	**-**		**-**	**-**
					General Government							
4	10	40	40	400	Employee Count - Group A		19.00		19.00	3.00		22.00
4	10	40	40	402	Part-time & Temp		8.00		8.00	2.00		10.00
2	10	10	10	100	Compensation- Group A	1,512,600.00	879,271.52		879,271.52	202,840.60		1,082,112.12
2	10	10	15	150	Overtime- Group A	20,000.00	12,685.53		12,685.53			12,685.53
2	10	20	20	200	Active Medical Insurance - Group A	225,168.05	124,216.21		124,216.21	25,597.44		149,813.65
2	10	20	20	205	Active Dental insurance- Group A	11,850.95	6,537.70		6,537.70	1,347.23		7,884.93
2	10	20	25	250	Payroll Taxes	109,923.00	73,478.84		73,478.84	15,691.29		89,170.13
2	10	20	25	251	Life Insurance	3,840.00	1,920.00		1,920.00	288.00		2,208.00
2	10	20	25	252	State Defined Contribution- Group A	14,281.60	8,683.41		8,683.41			8,683.41
2	10	20	25	254	Other Benefits- Group A	15,623.00	16,634.63		16,634.63	5,069.08		21,703.71
2	10	30	30	300	Local Defined Benefit Pension- Group A				-			-
2	10	30	30	302	State Defined Benefit Pension- Group A	128,534.40	78,150.67		78,150.67	15,046.67		93,197.34
2	10	30	30	304	Other Defined Benefit / Contribution				-			-
2	10	40	40	401	Purchased Services	455,500.00	416,782.20		416,782.20			416,782.20
2	10	40	40	402	Materials/Supplies	14,600.00	10,000.71		10,000.71			10,000.71
2	10	40	40	403	Software Licenses				-			-
2	10	40	40	404	Capital Outlays				-			-
2	10	40	40	405	Insurance	1,000,000.00	500,000.00		500,000.00			500,000.00
2	10	40	40	407	Maintenance				-			-
2	10	40	40	408	Vehicle Operations				-			-
2	10	40	40	409	Utilities				-			-
2	10	40	40	410	Contingency	300,000.00	-		-			-
2	10	40	40	415	Claims & Settlements				-			-
2	10	40	40	416	Community Support	13,100.00	20,035.21		20,035.21			20,035.21
2	10	40	40	417	Other Operation Expenditures	695,053.00	1,338,880.02	-	1,338,880.02			1,338,880.02
2	**10**	**99**	**99**	**999**	**Total Expenditures**	**4,520,074.00**	**3,487,276.65**	**-**	**3,487,276.65**	**265,880.31**	**-**	**3,753,156.96**
					Finance							
4	11	40	40	400	Employee Count - Group A		23.00		23.00			23.00
4	11	40	40	402	Part-time & Temp		-		-			-
2	11	10	10	100	Compensation- Group A	1,496,994.00	856,217.82		856,217.82			856,217.82
2	11	10	15	150	Overtime- Group A	30,000.00	28,107.36		28,107.36			28,107.36
2	11	20	20	200	Active Medical Insurance - Group A	315,125.45	177,897.96		177,897.96			177,897.96
2	11	20	20	205	Active Dental insurance- Group A	16,585.55	9,363.05		9,363.05			9,363.05
2	11	20	25	250	Payroll Taxes	112,722.00	65,419.14		65,419.14			65,419.14
2	11	20	25	251	Life Insurance	3,648.00	1,824.00		1,824.00			1,824.00
2	11	20	25	252	State Defined Contribution- Group A	11,003.57	6,540.52		6,540.52			6,540.52
2	11	20	25	254	Other Benefits- Group A	173,403.00	225,708.89		225,708.89			225,708.89
2	11	30	30	300	Local Defined Benefit Pension- Group A				-			-
2	11	30	30	302	State Defined Benefit Pension- Group A	99,032.09	58,864.64		58,864.64			58,864.64
2	11	30	30	304	Other Defined Benefit / Contribution	83,009.35	49,340.73		49,340.73			49,340.73
2	11	40	40	401	Purchased Services	50,000.00	733.25		733.25			733.25
2	11	40	40	402	Materials/Supplies	98,000.00	34,262.91		34,262.91			34,262.91
2	11	40	40	403	Software Licenses				-			-
2	11	40	40	404	Capital Outlays				-			-
2	11	40	40	407	Maintenance	-	-		-			-
2	11	40	40	408	Vehicle Operations				-			-
2	11	40	40	409	Utilities				-			-
2	11	40	40	410	Contingency				-			-

Date Submitted	January 31, 2025
Date Uploaded	
Entity	Cranston
Fiscal Year	2024
Report	Municipal Data Report

Control (X)	Dept. (XX)	Group (XX)	Class (XX)	Account (XXX)	Description	2024	2024	2024	2024	2024	2024	2024
						9	9	9	9	9	9	9
						1	1	2	3	4	5	6
						Budget	Audited Actual	Audited Actual	Audited Actual	Audited Actual	Audited Actual	Audited Actual
						Municipal General Fund	Municipal General Fund	Other GASB54 Funds,Allocations, and Adjs.	Fund Financial Statements General Fund	Reportable Government Services	Elimination	Total MTPA
2	11	40	40	412	Revaluation	-	121,855.80		121,855.80			121,855.80
2	11	40	40	417	Other Operation Expenditures	91,000.00	54,038.45		54,038.45			54,038.45
2	**11**	**99**	**99**	**999**	**Total Expenditures**	**2,580,523.00**	**1,690,174.52**	**-**	**1,690,174.52**	**-**	**-**	**1,690,174.52**
					Social Services							
4	12	40	40	400	Employee Count - Group A		25.00		25.00			25.00
4	12	40	40	402	Part-time & Temp		14.50		14.50			14.50
2	12	10	10	100	Compensation- Group A	1,451,978.00	792,555.79		792,555.79			792,555.79
2	12	10	15	150	Overtime- Group A	9,000.00	4,203.03		4,203.03			4,203.03
2	12	20	20	200	Active Medical Insurance - Group A	278,670.15	147,810.19		147,810.19			147,810.19
2	12	20	20	205	Active Dental insurance- Group A	14,666.85	7,779.48		7,779.48			7,779.48
2	12	20	25	250	Payroll Taxes	93,982.00	61,217.50		61,217.50			61,217.50
2	12	20	25	251	Life Insurance	4,032.00	1,808.00		1,808.00			1,808.00
2	12	20	25	252	State Defined Contribution- Group A	9,793.51	5,398.24		5,398.24			5,398.24
2	12	20	25	254	Other Benefits- Group A	19,096.00	12,657.86		12,657.86			12,657.86
2	12	30	30	300	Local Defined Benefit Pension- Group A				-			-
2	12	30	30	302	State Defined Benefit Pension- Group A	88,141.61	48,584.17		48,584.17			48,584.17
2	12	30	30	304	Other Defined Benefit / Contribution	73,880.88	40,723.58		40,723.58			40,723.58
2	12	40	40	401	Purchased Services	65,270.00	39,123.50		39,123.50			39,123.50
2	12	40	40	402	Materials/Supplies	254,700.00	145,133.14		145,133.14			145,133.14
2	12	40	40	403	Software Licenses				-			-
2	12	40	40	404	Capital Outlays	-	-		-			-
2	12	40	40	407	Maintenance	11,000.00	5,085.05		5,085.05			5,085.05
2	12	40	40	408	Vehicle Operations	38,800.00	18,013.06		18,013.06			18,013.06
2	12	40	40	409	Utilities	4,000.00	1,836.87		1,836.87			1,836.87
2	12	40	40	410	Contingency				-			-
2	12	40	40	417	Other Operation Expenditures	66,277.00	37,378.96		37,378.96			37,378.96
2	**12**	**99**	**99**	**999**	**Total Expenditures**	**2,483,288.00**	**1,369,308.42**	**-**	**1,369,308.42**	**-**	**-**	**1,369,308.42**
					Centralized IT							
4	13	40	40	400	Employee Count - Group A		6.00		6.00			6.00
4	13	40	40	402	Part-time & Temp		-		-			-
2	13	10	10	100	Compensation- Group A	272,787.00	154,200.46		154,200.46			154,200.46
2	13	10	15	150	Overtime- Group A	2,000.00	1,537.92		1,537.92			1,537.92
2	13	20	20	200	Active Medical Insurance - Group A	58,759.40	31,233.59		31,233.59			31,233.59
2	13	20	20	205	Active Dental insurance- Group A	3,092.60	1,643.87		1,643.87			1,643.87
2	13	20	25	250	Payroll Taxes	16,735.00	11,519.82		11,519.82			11,519.82
2	13	20	25	251	Life Insurance	576.00	288.00		288.00			288.00
2	13	20	25	252	State Defined Contribution- Group A	1,814.14	1,258.32		1,258.32			1,258.32
2	13	20	25	254	Other Benefits- Group A	2,972.00	500.00		500.00			500.00
2	13	30	30	300	Local Defined Benefit Pension- Group A				-			-
2	13	30	30	302	State Defined Benefit Pension- Group A	16,327.25	11,324.89		11,324.89			11,324.89
2	13	30	30	304	Other Defined Benefit / Contribution	13,685.61	9,492.59		9,492.59			9,492.59
2	13	40	40	401	Purchased Services	104,000.00	51,870.00	4,150.60	56,020.60			56,020.60
2	13	40	40	402	Materials/Supplies	33,000.00	16,958.76		16,958.76			16,958.76
2	13	40	40	403	Software Licenses	75,000.00	152,590.23		152,590.23			152,590.23
2	13	40	40	404	Capital Outlays	100,000.00	6,660.03		6,660.03			6,660.03
2	13	40	40	407	Maintenance	575,000.00	204,288.51		204,288.51			204,288.51
2	13	40	40	408	Vehicle Operations				-			-
2	13	40	40	409	Utilities	147,000.00	81,341.56		81,341.56			81,341.56
2	13	40	40	410	Contingency				-			-
2	13	40	40	417	Other Operation Expenditures	1,000.00	227.50		227.50			227.50
2	**13**	**99**	**99**	**999**	**Total Expenditures**	**1,423,749.00**	**736,936.05**	**4,150.60**	**741,086.65**	**-**	**-**	**741,086.65**

Date Submitted	January 31, 2025
Date Uploaded	
Entity	Cranston
Fiscal Year	2024
Report	Municipal Data Report

Control (X)	Dept. (XX)	Group (XX)	Class (XX)	Account (XXX)	Description	2024	2024	2024	2024	2024	2024	2024
						9	9	9	9	9	9	9
						1	1	2	3	4	5	6
						Budget	Audited Actual	Audited Actual	Audited Actual	Audited Actual	Audited Actual	Audited Actual
						Municipal General Fund	Municipal General Fund	Other GASB54 Funds,Allocations, and Adjs.	Fund Financial Statements General Fund	Reportable Government Services	Elimination	Total MTPA
					Planning							
4	14	40	40	400	Employee Count - Group A		17.00		17.00			17.00
4	14	40	40	402	Part-time & Temp		-		-			-
2	14	10	10	100	Compensation- Group A	1,204,728.00	657,021.25		657,021.25			657,021.25
2	14	10	15	150	Overtime- Group A	6,500.00	2,368.96		2,368.96			2,368.96
2	14	20	20	200	Active Medical Insurance - Group A	271,686.70	110,749.25		110,749.25			110,749.25
2	14	20	20	205	Active Dental insurance- Group A	14,299.30	5,828.91		5,828.91			5,828.91
2	14	20	25	250	Payroll Taxes	92,385.00	55,011.03		55,011.03			55,011.03
2	14	20	25	251	Life Insurance	3,072.00	1,520.00		1,520.00			1,520.00
2	14	20	25	252	State Defined Contribution- Group A	7,779.02	4,405.39		4,405.39			4,405.39
2	14	20	25	254	Other Benefits- Group A	7,753.00	7,294.45		7,294.45			7,294.45
2	14	30	30	300	Local Defined Benefit Pension- Group A				-			-
2	14	30	30	302	State Defined Benefit Pension- Group A	70,011.16	39,648.53		39,648.53			39,648.53
2	14	30	30	304	Other Defined Benefit / Contribution	58,683.82	33,233.66		33,233.66			33,233.66
2	14	40	40	401	Purchased Services	10,250.00	4,993.66	38,565.00	43,558.66			43,558.66
2	14	40	40	402	Materials/Supplies	3,650.00	1,229.97		1,229.97			1,229.97
2	14	40	40	403	Software Licenses				-			-
2	14	40	40	404	Capital Outlays	-	-		-			-
2	14	40	40	407	Maintenance				-			-
2	14	40	40	408	Vehicle Operations	8,000.00	3,620.21		3,620.21			3,620.21
2	14	40	40	409	Utilities				-			-
2	14	40	40	410	Contingency				-			-
2	14	40	40	417	Other Operation Expenditures	144,000.00	302,206.73		302,206.73			302,206.73
2	**14**	**99**	**99**	**999**	**Total Expenditures**	**1,902,798.00**	**1,229,132.00**	**38,565.00**	**1,267,697.00**	**-**	**-**	**1,267,697.00**
					Libraries							
4	15	40	40	400	Employee Count - Group A		32.00		32.00			32.00
4	15	40	40	402	Part-time & Temp		18.00		18.00			18.00
2	15	10	10	100	Compensation- Group A	2,533,227.00	1,424,080.87		1,424,080.87			1,424,080.87
2	15	10	15	150	Overtime- Group A	26,000.00	13,119.51		13,119.51			13,119.51
2	15	20	20	200	Active Medical Insurance - Group A	438,729.00	226,747.49		226,747.49			226,747.49
2	15	20	20	205	Active Dental insurance- Group A	23,091.00	11,934.08		11,934.08			11,934.08
2	15	20	25	250	Payroll Taxes	161,338.00	106,667.02		106,667.02			106,667.02
2	15	20	25	251	Life Insurance	2,976.00	1,456.00		1,456.00			1,456.00
2	15	20	25	252	State Defined Contribution- Group A	11,629.07	7,084.84		7,084.84			7,084.84
2	15	20	25	254	Other Benefits- Group A	4,000.00	4,000.00		4,000.00			4,000.00
2	15	30	30	300	Local Defined Benefit Pension- Group A				-			-
2	15	30	30	302	State Defined Benefit Pension- Group A	196,032.93	119,430.09		119,430.09			119,430.09
2	15	30	30	304	Other Defined Benefit / Contribution				-			-
2	15	40	40	401	Purchased Services				-			-
2	15	40	40	402	Materials/Supplies	46,500.00	27,199.97		27,199.97			27,199.97
2	15	40	40	403	Software Licenses				-			-
2	15	40	40	404	Capital Outlays	3,000.00	2,799.30	22,571.77	25,371.07			25,371.07
2	15	40	40	407	Maintenance	85,000.00	63,243.86		63,243.86			63,243.86
2	15	40	40	408	Vehicle Operations	2,000.00	683.22		683.22			683.22
2	15	40	40	409	Utilities	110,000.00	56,698.87		56,698.87			56,698.87
2	15	40	40	410	Contingency				-			-
2	15	40	40	417	Other Operation Expenditures	478,000.00	295,096.14		295,096.14			295,096.14
2	**15**	**99**	**99**	**999**	**Total Expenditures**	**4,121,523.00**	**2,360,241.26**	**22,571.77**	**2,382,813.03**	**-**	**-**	**2,382,813.03**
					Public Works							
4	20	40	40	400	Employee Count - Group A		82.00		82.00			82.00
4	20	40	40	402	Part-time & Temp		-		-			-

Date Submitted	January 31, 2025
Date Uploaded	
Entity	Cranston
Fiscal Year	2024
Report	Municipal Data Report

Control (X)	Dept. (XX)	Group (XX)	Class (XX)	Account (XXX)	Description	2024	2024	2024	2024	2024	2024	2024
						9	9	9	9	9	9	9
						1	1	2	3	4	5	6
						Budget	Audited Actual	Audited Actual	Audited Actual	Audited Actual	Audited Actual	Audited Actual
						Municipal General Fund	Municipal General Fund	Other GASB54 Funds,Allocations, and Adjs.	Fund Financial Statements General Fund	Reportable Government Services	Elimination	Total MTPA
2	20	10	10	100	Compensation- Group A	4,456,718.00	2,478,131.87		2,478,131.87			2,478,131.87
2	20	10	15	150	Overtime- Group A	119,000.00	80,702.77		80,702.77			80,702.77
2	20	20	20	200	Active Medical Insurance - Group A	998,014.90	555,930.79		555,930.79			555,930.79
2	20	20	20	205	Active Dental insurance- Group A	52,527.10	29,259.52		29,259.52			29,259.52
2	20	20	25	250	Payroll Taxes	341,597.00	205,916.55		205,916.55			205,916.55
2	20	20	25	251	Life Insurance	13,296.00	6,416.00		6,416.00			6,416.00
2	20	20	25	252	State Defined Contribution- Group A	39,452.27	22,486.44		22,486.44			22,486.44
2	20	20	25	254	Other Benefits- Group A	182,793.00	151,674.76		151,674.76			151,674.76
2	20	30	30	300	Local Defined Benefit Pension- Group A				-			-
2	20	30	30	302	State Defined Benefit Pension- Group A	355,070.39	202,377.98		202,377.98			202,377.98
2	20	30	30	304	Other Defined Benefit / Contribution	297,622.35	169,634.57		169,634.57			169,634.57
2	20	40	40	401	Purchased Services	415,000.00	242,028.63		242,028.63			242,028.63
2	20	40	40	402	Materials/Supplies	470,775.00	241,093.07		241,093.07			241,093.07
2	20	40	40	403	Software Licenses				-			-
2	20	40	40	404	Capital Outlays	-	-	-	-			-
2	20	40	40	407	Maintenance	8,500.00	2,790.37		2,790.37			2,790.37
2	20	40	40	408	Vehicle Operations	639,000.00	319,126.15		319,126.15			319,126.15
2	20	40	40	409	Utilities	436,500.00	238,357.80		238,357.80			238,357.80
2	20	40	40	410	Contingency				-			-
2	20	40	40	411	Street Lighting	450,000.00	324,705.74		324,705.74			324,705.74
2	20	40	40	413	Snow Removal-Raw Material & External Contracts	710,000.00	117,017.69	-	117,017.69			117,017.69
2	20	40	40	414	Trash Removal & Recycling	5,757,407.00	3,048,124.56		3,048,124.56			3,048,124.56
2	20	40	40	418	Tipping Fees	1,810,954.00	1,017,012.72		1,017,012.72			1,017,012.72
2	20	40	40	417	Other Operation Expenditures	448,050.00	6,905,496.99		6,905,496.99			6,905,496.99
2	**20**	**99**	**99**	**999**	**Total Expenditures**	**18,002,277.00**	**16,358,284.96**	**-**	**16,358,284.96**	**-**	**-**	**16,358,284.96**
					Parks and Rec							
4	21	40	40	400	Employee Count - Group A		22.00		22.00			22.00
4	21	40	40	402	Part-time & Temp		4.00		4.00			4.00
2	21	10	10	100	Compensation- Group A	1,605,022.00	958,931.36		958,931.36			958,931.36
2	21	10	15	150	Overtime- Group A	135,000.00	96,780.42		96,780.42			96,780.42
2	21	20	20	200	Active Medical Insurance - Group A	375,319.35	197,265.94		197,265.94			197,265.94
2	21	20	20	205	Active Dental insurance- Group A	19,753.65	10,382.42		10,382.42			10,382.42
2	21	20	25	250	Payroll Taxes	105,584.00	87,123.90		87,123.90			87,123.90
2	21	20	25	251	Life Insurance	4,224.00	1,968.00		1,968.00			1,968.00
2	21	20	25	252	State Defined Contribution- Group A	12,588.05	7,660.79		7,660.79			7,660.79
2	21	20	25	254	Other Benefits- Group A	57,008.00	57,497.15		57,497.15			57,497.15
2	21	30	30	300	Local Defined Benefit Pension- Group A				-			-
2	21	30	30	302	State Defined Benefit Pension- Group A	113,292.46	68,947.07		68,947.07			68,947.07
2	21	30	30	304	Other Defined Benefit / Contribution	94,962.49	57,791.89		57,791.89			57,791.89
2	21	40	40	401	Purchased Services	65,000.00	49,296.00		49,296.00			49,296.00
2	21	40	40	402	Materials/Supplies	145,600.00	67,737.65		67,737.65			67,737.65
2	21	40	40	403	Software Licenses				-			-
2	21	40	40	404	Capital Outlays	-	-		-			-
2	21	40	40	407	Maintenance	-	-		-			-
2	21	40	40	408	Vehicle Operations	58,000.00	28,721.84		28,721.84			28,721.84
2	21	40	40	409	Utilities	130,000.00	81,303.16		81,303.16			81,303.16
2	21	40	40	410	Contingency				-			-
2	21	40	40	417	Other Operation Expenditures	165,000.00	183,975.55		183,975.55			183,975.55
2	**21**	**99**	**99**	**999**	**Total Expenditures**	**3,086,354.00**	**1,955,383.14**	**-**	**1,955,383.14**	**-**	**-**	**1,955,383.14**
					Police Department							
4	30	40	40	400	Employee Count - Group A		153.00		153.00			153.00
4	30	40	40	401	Employee Count - Group B		27.00		27.00			27.00
4	30	40	40	402	Part-time & Temp		13.00		13.00			13.00

Date Submitted	January 31, 2025
Date Uploaded	
Entity	Cranston
Fiscal Year	2024
Report	Municipal Data Report

Control (X)	Dept. (XX)	Group (XX)	Class (XX)	Account (XXX)	Description	2024	2024	2024	2024	2024	2024	2024
						9	9	9	9	9	9	9
						1	1	2	3	4	5	6
						Budget	Audited Actual	Audited Actual	Audited Actual	Audited Actual	Audited Actual	Audited Actual
						Municipal General Fund	Municipal General Fund	Other GASB54 Funds,Allocations, and Adjs.	Fund Financial Statements General Fund	Reportable Government Services	Elimination	Total MTPA
2	30	10	10	100	Compensation- Group A	12,169,312.77	7,035,565.79		7,035,565.79			7,035,565.79
2	30	10	10	101	Compensation - Group B	1,386,789.23	801,758.25		801,758.25			801,758.25
2	30	10	10	102	Compensation -Volunteer				-			-
2	30	10	15	150	Overtime- Group A	1,346,550.00	1,228,541.83		1,228,541.83			1,228,541.83
2	30	10	15	151	Overtime - Group B	153,450.00	140,002.04		140,002.04			140,002.04
2	30	10	15	152	Police & Fire Detail	191,000.00	322,924.35		322,924.35	1,512,669.00		1,835,593.35
2	30	20	20	200	Active Medical Insurance - Group A	3,147,308.84	1,730,348.17		1,730,348.17			1,730,348.17
2	30	20	20	202	Active Medical Insurance- Group B	351,823.21	193,726.22		193,726.22			193,726.22
2	30	20	20	205	Active Dental insurance- Group A	162,489.94	89,472.67		89,472.67			89,472.67
2	30	20	20	207	Active Dental Insurance- Group B	18,517.01	10,196.12		10,196.12			10,196.12
2	30	20	25	250	Payroll Taxes	337,727.00	270,514.13		270,514.13	7,366.99		277,881.12
2	30	20	25	251	Life Insurance	40,272.00	19,376.00		19,376.00			19,376.00
2	30	20	25	252	State Defined Contribution- Group A	540,575.76	372,738.21		372,738.21			372,738.21
2	30	20	25	253	State Defined Contribution - Group B	17,184.79	11,849.27		11,849.27			11,849.27
2	30	20	25	254	Other Benefits- Group A	3,420,082.00	2,901,620.52		2,901,620.52			2,901,620.52
2	30	20	25	255	Other Benefits- Group B				-			-
2	30	30	30	300	Local Defined Benefit Pension- Group A	9,336,839.00	6,450,662.38		6,450,662.38			6,450,662.38
2	30	30	30	301	Local Defined Benefit Pension - Group B				-			-
2	30	30	30	302	State Defined Benefit Pension- Group A	2,045,911.13	1,410,698.19		1,410,698.19			1,410,698.19
2	30	30	30	303	State Defined Benefit Pension - Group B	136,250.87	93,947.80		93,947.80			93,947.80
2	30	30	30	304	Other Defined Benefit / Contribution	144,206.45	99,433.34		99,433.34			99,433.34
2	30	40	40	401	Purchased Services	500,000.00	246,978.72		246,978.72			246,978.72
2	30	40	40	402	Materials/Supplies	308,200.00	132,468.17		132,468.17			132,468.17
2	30	40	40	403	Software Licenses				-			-
2	30	40	40	404	Capital Outlays	488,000.00	137,272.51		137,272.51			137,272.51
2	30	40	40	407	Maintenance	400,000.00	303,500.40		303,500.40			303,500.40
2	30	40	40	408	Vehicle Operations	275,000.00	158,453.23		158,453.23			158,453.23
2	30	40	40	409	Utilities	48,500.00	26,484.20		26,484.20			26,484.20
2	30	40	40	410	Contingency				-			-
2	30	40	40	417	Other Operation Expenditures	1,633,186.00	995,184.23	-	995,184.23			995,184.23
2	**30**	**99**	**99**	**999**	**Total Expenditures**	**38,599,176.00**	**25,183,716.73**	**-**	**25,183,716.73**	**1,520,035.99**	**-**	**26,703,752.72**
					Fire Department							
4	31	40	40	400	Employee Count - Group A		195.00		195.00			195.00
4	31	40	40	401	Employee Count - Group B		0.50		0.50			0.50
4	31	40	40	402	Part-time & Temp				-			-
2	31	10	10	100	Compensation- Group A	15,427,122.37	8,817,174.93		8,817,174.93			8,817,174.93
2	31	10	10	101	Compensation - Group B	916,899.63	524,042.29		524,042.29			524,042.29
2	31	10	10	102	Compensation -Volunteer				-			-
2	31	10	15	150	Overtime- Group A	4,011,575.00	3,264,979.18		3,264,979.18			3,264,979.18
2	31	10	15	151	Overtime - Group B	238,425.00	194,051.63		194,051.63			194,051.63
2	31	10	15	152	Police & Fire Detail				-	26,205.43		26,205.43
2	31	20	20	200	Active Medical Insurance - Group A	4,678,557.25	2,663,255.65		2,663,255.65			2,663,255.65
2	31	20	20	202	Active Medical Insurance- Group B	266,179.75	153,193.86		153,193.86			153,193.86
2	31	20	20	205	Active Dental insurance- Group A	235,713.54	135,659.71		135,659.71			135,659.71
2	31	20	20	207	Active Dental Insurance- Group B	14,009.46	8,062.83		8,062.83			8,062.83
2	31	20	25	250	Payroll Taxes	358,407.00	276,729.41		276,729.41			276,729.41
2	31	20	25	251	Life Insurance	49,152.00	24,180.00		24,180.00			24,180.00
2	31	20	25	252	State Defined Contribution- Group A	704,209.55	487,126.21		487,126.21			487,126.21
2	31	20	25	253	State Defined Contribution - Group B	11,450.56	7,920.75		7,920.75			7,920.75
2	31	20	25	254	Other Benefits- Group A	4,512,421.00	3,811,317.85		3,811,317.85			3,811,317.85
2	31	20	25	255	Other Benefits- Group B				-			-
2	31	30	30	300	Local Defined Benefit Pension- Group A	13,128,647.00	9,435,957.75		9,435,957.75			9,435,957.75
2	31	30	30	301	Local Defined Benefit Pension - Group B				-			-
2	31	30	30	302	State Defined Benefit Pension- Group A	1,358,561.44	939,764.14		939,764.14			939,764.14
2	31	30	30	303	State Defined Benefit Pension - Group B	94,445.45	65,331.20		65,331.20			65,331.20

Date Submitted	January 31, 2025
Date Uploaded	
Entity	Cranston
Fiscal Year	2024
Report	Municipal Data Report

Control (X)	Dept. (XX)	Group (XX)	Class (XX)	Account (XXX)	Description	2024	2024	2024	2024	2024	2024	2024
						9	9	9	9	9	9	9
						1	1	2	3	4	5	6
						Budget	Audited Actual	Audited Actual	Audited Actual	Audited Actual	Audited Actual	Audited Actual
						Municipal General Fund	Municipal General Fund	Other GASB54 Funds,Allocations, and Adjs.	Fund Financial Statements General Fund	Reportable Government Services	Elimination	Total MTPA
2	31	30	30	304	Other Defined Benefit / Contribution				-			-
2	31	40	40	401	Purchased Services	1,185,000.00	947,702.74		947,702.74			947,702.74
2	31	40	40	402	Materials/Supplies	354,500.00	147,778.36		147,778.36			147,778.36
2	31	40	40	403	Software Licenses				-			-
2	31	40	40	404	Capital Outlays	250,000.00	77,000.00	98,025.16	175,025.16			175,025.16
2	31	40	40	407	Maintenance	300,000.00	161,662.32		161,662.32			161,662.32
2	31	40	40	408	Vehicle Operations	325,000.00	178,568.33		178,568.33			178,568.33
2	31	40	40	409	Utilities	1,275,000.00	615,244.38		615,244.38			615,244.38
2	31	40	40	410	Contingency				-			-
2	31	40	40	417	Other Operation Expenditures	388,200.00	113,584.08		113,584.08			113,584.08
2	**31**	**99**	**99**	**999**	**Total Expenditures**	**50,083,476.00**	**33,050,287.61**	**98,025.16**	**33,148,312.77**	**26,205.43**	**-**	**33,174,518.20**
					Centralized Dispatch							
4	32	40	40	400	Employee Count - Group A				-			-
4	32	40	40	401	Employee Count - Group B				-			-
4	32	40	40	402	Part-time & Temp				-			-
2	32	10	10	100	Compensation- Group A				-			-
2	32	10	10	101	Compensation - Group B				-			-
2	32	10	10	102	Compensation -Volunteer				-			-
2	32	10	15	150	Overtime- Group A				-			-
2	32	10	15	151	Overtime - Group B				-			-
2	32	20	20	200	Active Medical Insurance - Group A				-			-
2	32	20	20	202	Active Medical Insurance- Group B				-			-
2	32	20	20	205	Active Dental insurance- Group A				-			-
2	32	20	20	207	Active Dental Insurance- Group B				-			-
2	32	20	25	250	Payroll Taxes				-			-
2	32	20	25	251	Life Insurance				-			-
2	32	20	25	252	State Defined Contribution- Group A				-			-
2	32	20	25	253	State Defined Contribution - Group B				-			-
2	32	20	25	254	Other Benefits- Group A				-			-
2	32	20	25	255	Other Benefits- Group B				-			-
2	32	30	30	300	Local Defined Benefit Pension- Group A				-			-
2	32	30	30	301	Local Defined Benefit Pension - Group B				-			-
2	32	30	30	302	State Defined Benefit Pension- Group A				-			-
2	32	30	30	303	State Defined Benefit Pension - Group B				-			-
2	32	30	30	304	Other Defined Benefit / Contribution				-			-
2	32	40	40	401	Purchased Services				-			-
2	32	40	40	402	Materials/Supplies				-			-
2	32	40	40	403	Software Licenses				-			-
2	32	40	40	404	Capital Outlays				-			-
2	32	40	40	407	Maintenance				-			-
2	32	40	40	408	Vehicle Operations				-			-
2	32	40	40	409	Utilities				-			-
2	32	40	40	410	Contingency				-			-
2	32	40	40	417	Other Operation Expenditures				-			-
2	**32**	**99**	**99**	**999**	**Total Expenditures**		**-**	**-**	**-**	**-**	**-**	**-**
					Public Safety - Other							
4	33	40	40	400	Employee Count - Group A		4.00		4.00			4.00
4	33	40	40	401	Employee Count - Group B				-			-
4	33	40	40	402	Part-time & Temp				-			-
2	33	10	10	100	Compensation- Group A	230,433.00	129,897.40		129,897.40			129,897.40
2	33	10	10	101	Compensation - Group B				-			-
2	33	10	10	102	Compensation -Volunteer				-			-
2	33	10	15	150	Overtime- Group A	2,000.00	964.83		964.83			964.83

Date Submitted	January 31, 2025
Date Uploaded	
Entity	Cranston
Fiscal Year	2024
Report	Municipal Data Report

Control (X)	Dept. (XX)	Group (XX)	Class (XX)	Account (XXX)	Description	2024	2024	2024	2024	2024	2024	2024
						9	9	9	9	9	9	9
						1	1	2	3	4	5	6
						Budget	Audited Actual	Audited Actual	Audited Actual	Audited Actual	Audited Actual	Audited Actual
						Municipal General Fund	Municipal General Fund	Other GASB54 Funds,Allocations, and Adjs.	Fund Financial Statements General Fund	Reportable Government Services	Elimination	Total MTPA
2	33	10	15	151	Overtime - Group B				-			-
2	33	20	20	200	Active Medical Insurance - Group A	46,635.50	28,253.65		28,253.65			28,253.65
2	33	20	20	202	Active Medical Insurance- Group B				-			-
2	33	20	20	205	Active Dental insurance- Group A	2,454.50	1,487.03		1,487.03			1,487.03
2	33	20	20	207	Active Dental Insurance- Group B				-			-
2	33	20	25	250	Payroll Taxes	17,707.00	9,650.14		9,650.14			9,650.14
2	33	20	25	251	Life Insurance	768.00	384.00		384.00			384.00
2	33	20	25	252	State Defined Contribution- Group A	1,524.75	880.02		880.02			880.02
2	33	20	25	253	State Defined Contribution - Group B				-			-
2	33	20	25	254	Other Benefits- Group A	-	-		-			-
2	33	20	25	255	Other Benefits- Group B				-			-
2	33	30	30	300	Local Defined Benefit Pension- Group A				-			-
2	33	30	30	301	Local Defined Benefit Pension - Group B				-			-
2	33	30	30	302	State Defined Benefit Pension- Group A	13,722.75	7,920.14		7,920.14			7,920.14
2	33	30	30	303	State Defined Benefit Pension - Group B	11,502.50	6,638.71		6,638.71			6,638.71
2	33	30	30	304	Other Defined Benefit / Contribution				-			-
2	33	40	40	401	Purchased Services				-			-
2	33	40	40	402	Materials/Supplies	36,000.00	21,990.21		21,990.21			21,990.21
2	33	40	40	403	Software Licenses				-			-
2	33	40	40	404	Capital Outlays				-			-
2	33	40	40	407	Maintenance	268,000.00	93,794.72		93,794.72			93,794.72
2	33	40	40	408	Vehicle Operations				-			-
2	33	40	40	409	Utilities				-			-
2	33	40	40	410	Contingency				-			-
2	33	40	40	417	Other Operation Expenditures	3,300.00	743.04		743.04			743.04
2	**33**	**99**	**99**	**999**	**Total Expenditures**	**634,048.00**	**302,603.89**	**-**	**302,603.89**	**-**	**-**	**302,603.89**
2	50	50	50	500	Local Appropriation for Education	99,279,367.00	65,844,200.50		65,844,200.50			65,844,200.50
2	50	50	50	503	Supplemental Appropriation for Education							
2	50	50	50	501	Regional Appropriation for Education				-			-
2	50	50	50	504	Regional Supplemental Appropriation for Education							
2	50	50	50	502	Other Education Appropriation				-			-
2	**50**	**99**	**99**	**999**	**Total Expenditures**	**99,279,367.00**	**65,844,200.50**	**-**	**65,844,200.50**	**-**	**-**	**65,844,200.50**
2	60	60	60	600	Municipal Debt- Principal	6,324,300.00	5,345,386.88		5,345,386.88			5,345,386.88
2	60	60	60	601	Municipal Debt- Interest	2,658,552.00	1,871,088.63		1,871,088.63			1,871,088.63
2	60	60	61	610	School Debt- Principal	702,700.00	593,931.88		593,931.88			593,931.88
2	60	60	61	611	School Debt- Interest	664,638.00	467,772.16		467,772.16			467,772.16
2	**60**	**99**	**99**	**999**	**Total Expenditures**	**10,350,190.00**	**8,278,179.54**	**-**	**8,278,179.54**	**-**	**-**	**8,278,179.54**
					OPEB							
2	40	20	20	204	Retiree Medical Insurance- Total				-			-
2	40	20	20	209	Retiree Dental Insurance- Total				-			-
2	40	30	35	352	Qualified Trust OPEB Contribution- Total	5,491,321.00	2,745,660.50	-	2,745,660.50			2,745,660.50
2	**40**	**99**	**99**	**999**	**Total Expenditures**	5,491,321.00	2,745,660.50	-	2,745,660.50	-	-	2,745,660.50
2	**99**	**99**	**99**	**999**	**Total Expenditures**	**242,558,164.00**	**164,591,385.77**	**163,312.53**	**164,754,698.30**	**1,812,121.73**	**-**	**166,566,820.03**
8	**80**	**80**	**10**	**101**	**Financing Uses: Transfer to Capital Funds**				**-**			**-**
8	**80**	**80**	**10**	**103**	**Financing Uses: Transfer to Other Funds**			**7,246,005.29**	**7,246,005.29**			**7,246,005.29**
8	**80**	**80**	**20**	**200**	**Financing Uses: Payment to Bond Escrow Agent**				**-**			**-**
8	**80**	**80**	**30**	**301**	**Financing Uses: Other**		**-**		**-**			**-**

Date Submitted	January 31, 2025
Date Uploaded	
Entity	Cranston
Fiscal Year	2024
Report	Municipal Data Report

Control (X)	Dept. (XX)	Group (XX)	Class (XX)	Account (XXX)	Description	2024	2024	2024	2024	2024	2024	2024
						9	9	9	9	9	9	9
						1	1	2	3	4	5	6
						Budget	Audited Actual	Audited Actual	Audited Actual	Audited Actual	Audited Actual	Audited Actual
						Municipal General Fund	Municipal General Fund	Other GASB54 Funds,Allocations, and Adjs.	Fund Financial Statements General Fund	Reportable Government Services	Elimination	Total MTPA
												-
5	**50**	**30**	**30**	**300**	**Net Change in Fund Balance or Net Position**	**350,000.00**	**17,934,962.80**	**(1,532,709.42)**	**16,402,253.38**	**405,730.81**	**-**	**16,807,984.19**
5	50	10	10	100	Non-spendable		(5,755,703.16)		(5,755,703.16)			(5,755,703.16)
5	50	10	10	110	Restricted		-	68,084.38	68,084.38	-		68,084.38
5	50	10	10	120	Committed		-	306,285.78	306,285.78			306,285.78
5	50	10	10	130	Assigned		-		-			-
5	50	10	10	140	Unassigned		5,755,703.16	-	5,755,703.16	-	(75,286.48)	5,680,416.68
6	60	60	30	300	Local Pension ADC Funding Percentage for Only Reported Funds-Municipality				0%			0%
6	60	60	30	301	Local Pension ADC Funding Percentage for Only Reported Funds-Police		100%		100%			100%
6	60	60	30	302	Local Pension ADC Funding Percentage for Only Reported Funds-Fire		100%		100%			100%
6	60	60	30	305	Local Pension ADC Funding Amount for Only Reported Funds-Municipality				-			-
6	60	60	30	306	Local Pension ADC Funding Amount for Only Reported Funds-Police				-			-
6	60	60	30	307	Local Pension ADC Funding Amount for Only Reported Funds-Fire				-			-
6	60	60	40	400	OPEB ADC Funding Percentage for Only Reported Funds-Municipality				0%			0%
6	60	60	40	401	OPEB ADC Funding Percentage for Only Reported Funds-Police		100%		100%			100%
6	60	60	40	402	OPEB ADC Funding Percentage for Only Reported Funds-Fire		100%		100%			100%
6	60	60	40	405	OPEB ADC Funding Amount for Only Reported Funds-Municipality				-			-
6	60	60	40	406	OPEB ADC Funding Amount for Only Reported Funds-Police				-			-
6	60	60	40	407	OPEB ADC Funding Amount for Only Reported Funds-Fire				-			-

	Per Audited Fund Financial Statements Fund Description	Total Revenue	Total Other Financing Sources	Total Expenditures
	Fund Balance[1] - per MTP-2 at June 30, 2023			
	Fund Balance[1] - per MTP-2 at June 30, 2023 adjusted			
101	General Fund	$ 188,402,957	$ -	$ 106,113,787
404	Fire Detail	$ 27,486	$ -	$ 26,205
457	Police Detail	$ 1,924,486	$ -	$ 1,520,036
700	CDBG	$ 463,448	$ -	$ 555,429
	Totals per audited financial statements	$ 190,818,377	$ -	$ 108,215,458
	Reconciliation from financial statements to MTP2			
	Reclassify transfer of municipal appropriation to Education Department as expenditure on MTP2	$ -	$ -	65,844,201
	Community Development Block Grant- To remove loan activity	(199,198)	-	(291,179)
	Totals Per MTP2	$ 190,619,179	$ -	$ 173,768,479

[1] and Net Position if Enterprise Fund activity is included in the transparency portal report.

Total Other Financing Uses	Net Change in Fund Balance[1]	Beginning Fund Fund Balance[1] (Deficit)	Prior Period Adjustment	Restated Beginning Fund Balance[1] (Deficit)	Ending Fund Balance[1] (Deficit)
		15,963,105		15,963,105	
		$ 15,963,105		$ 15,963,105	
$ 65,844,201	$ 16,444,969	$ 15,963,105		$ 15,963,105	$ 32,408,074
$ -	$ 1,281	$ (2,599)		$ (2,599)	$ (1,318)
$ -	$ 404,450	$ 22,067		$ 22,067	$ 426,517
$ -	$ (91,981)	$ (26,825)		$ (26,825)	$ (118,806)
$ 65,844,201	$ 16,758,719	$ 15,955,748	$ -	$ 15,955,748	$ 32,714,467
(65,844,201)	$ -	$ -		$ -	$ -
-	91,981	26,825		26,825	118,806
$ -	$ 16,850,700	$ 15,982,573	$ -	$ 15,982,573	$ 32,833,273

City of Cranston
Current Month End
Employee Roster

Emp#	Name	Position#	Description	B U	Sch	Grade	Step	FTE	Annual Salary	Period Salary	Daily Salary	Hourly Rate	Per Diem Rate	*TimesheetGrp	OrigHireDt	PosHireDate
008970	HOPKINS, KENNETH J	1101-08-001	MAYOR	AD -1	NU	11	2	1.00	105,000.00	4,038.46	403.85	50.48	403.85	1101-01	02-Jan-2017	05-Jan-2021
008224	MORETTI, ANTHONY C	1101-09-002	CHIEF OF STAFF	AD -0	AD	43	5	1.00	97,551.77	3,751.99	375.20	46.90	375.20	1101-01	05-Jan-2021	05-Jan-2021
008969	MCAULEY, PAUL J	1101-09-003	DEPUTY CHIEF OF STAFF	AD -0	AD	37	4	1.00	72,745.13	2,797.89	279.79	34.97	279.79	1101-01	12-Jul-2021	12-Jul-2021
009802	CAPUANO, GINA M	1101-09-004	DIRECTOR CONSTITUENT A	AD -0	AD	32	2	1.00	54,494.76	2,095.95	209.60	26.20	209.60	1101-01	05-Jan-2021	25-Jul-2022
010140	DELUCA, ZACHARY T	1101-09-005	COMMUNICATIONS COORDI	AD -0	AD	27	3	1.00	48,817.46	1,877.59	187.76	23.47	187.76	1101-01	02-Jan-2023	02-Jan-2023
009803	MCAULEY, ZITA M	1101-09-007	ADMINISTRATIVE ASSISTAN	AD -0	AD	24	7	1.00	43,723.68	1,681.68	168.17	21.02	168.17	1101-01	05-Jan-2021	05-Jan-2021
	#Emps: 6 #Pos: 6															
009804	MARINO, JESSICA M	1102-08-999	COUNCILPERSON	NU -2	NU	12	1	1.00	8,000.00	307.69	30.77	3.85	30.77	1102-01	05-Jan-2021	05-Jan-2021
009931	CAMPOPIANO, RICHARD D	1102-08-999	COUNCILPERSON	NU -2	NU	13	1	1.00	6,000.00	230.77	23.08	2.88	23.08	1102-01	27-Sep-2021	27-Sep-2021
010222	WALL, DANIEL	1102-08-999	COUNCILPERSON	NU -2	NU	13	1	1.00	6,000.00	230.77	23.08	2.88	23.08	1102-01	12-Oct-2023	12-Oct-2023
010278	HAROIAN, KRISTEN	1102-08-999	COUNCILPERSON	NU -2	NU	13	1	1.00	6,000.00	230.77	23.08	2.88	23.08	1102-01	23-Apr-2024	23-Apr-2024
010498	TRAFICANTE, MICHAEL	1102-08-999	COUNCILPERSON	NU -2	NU	13	1	1.00	6,000.00	230.77	23.08	2.88	23.08	1102-01	07-Jan-2025	07-Jan-2025
010499	RITZ, FRANK	1102-08-999	COUNCILPERSON	NU -2	NU	13	1	1.00	6,000.00	230.77	23.08	2.88	23.08	1102-01	07-Jan-2025	07-Jan-2025
010504	GRAZIANO, BRIDGET	1102-08-999	COUNCILPERSON	NU -2	NU	13	1	1.00	6,000.00	230.77	23.08	2.88	23.08	1102-01	06-Jan-2025	06-Jan-2025
010505	BUONANNO, CHRISTOPHER	1102-08-999	COUNCILPERSON	NU -2	NU	13	1	1.00	6,000.00	230.77	23.08	2.88	23.08	1102-01	06-Jan-2025	06-Jan-2025
	#Emps: 8 #Pos: 8															
007236	FAVICCHIO, MICHAEL W	1104-09-001	DIRECTOR OF PERSONNEL	AD -0	AD	39	7	1.00	86,511.10	3,327.35	332.74	41.59	332.74	1104-01	17-Apr-2023	17-Apr-2023
009370	ANDOSCIA, JASON J	1104-09-002	CONFIDENTIAL ASST. TO PE	AD -0	AD	27	3	1.00	48,817.46	1,877.59	187.76	23.47	187.76	1104-01	21-Jan-2019	02-Jan-2023
	#Emps: 2 #Pos: 2															
010148	NELSON, TRACY A	1105-09-001	CITY CLERK & CLERK OF PR	AD -0	AD	42	4	1.00	94,406.65	3,631.03	363.10	45.39	363.10	1105-01	01-Mar-2023	01-Mar-2023
002894	ZANNI, ROSALBA	1105-01-002	ASSISTANT CITY CLERK	CM -0	CM	27	8	1.00	79,352.73	3,052.03	305.20	43.60	305.20	1105-01	23-Jul-1984	23-Jul-1984
007007	GROENEVELD, SUZANNE	1105-01-003	SENIOR CLERK I/II	CM -0	CM	14	8	1.00	50,370.14	1,937.31	193.73	27.68	193.73	1105-01	26-Oct-2009	26-Oct-2009
009962	GOYETTE, MATTHEW	1105-01-004	SENIOR CLERK	CM -0	CM	13	2	1.00	41,130.73	1,581.95	158.20	22.60	158.20	1105-01	05-Feb-2024	05-Feb-2024
010039	DIBIASE, BERNADETTE	1105-01-005	SENIOR CLERK	CM -0	CM	13	3	1.00	42,301.35	1,626.98	162.70	23.24	162.70	1105-01	19-Sep-2022	19-Sep-2022
009963	ZANNI, DAWN	1105-01-006	SENIOR CLERK	CM -0	CM	13	4	1.00	43,580.63	1,676.18	167.62	23.95	167.62	1105-01	14-Mar-2022	14-Mar-2022
	#Emps: 6 #Pos: 6															
009398	BOTELHO, MARANDA L	1107-01-001	ADMINISTRATIVE COURT AS	CM -0	CM	21	2	1.00	52,557.05	2,021.43	202.14	28.88	202.14	1107-01	16-Aug-2021	11-Sep-2023
008981	KUTCHER, ROBIN L	1107-01-002	CLERK	CM -0	CM	10	6	1.00	42,301.35	1,626.98	162.70	23.24	162.70	1107-01	21-Feb-2017	21-Feb-2017
006986	COIA, RAYMOND	1107-08-004	MUNICIPAL COURT JUDGE	NU -1	NU	15	1	1.00	10,000.00	384.62	38.46	4.81	38.46	1107-01	01-Jul-2009	02-Jan-2023
	#Emps: 3 #Pos: 3															
008968	LIMA, NICHOLAS J	1108-09-001	REGISTRAR/DIRECTOR OF E	AD -0	AD	35	4	1.00	62,253.18	2,394.35	239.44	29.93	239.44	1108-01	03-Jan-2017	03-Jan-2017
009133	BRITO, EMERSON	1108-01-003	BILINGUAL ELECTIONS SPE	CM -0	CM	17	5	1.00	50,865.54	1,956.37	195.64	27.95	195.64	1108-01	27-Jul-2021	27-Jul-2021
004554	MADONNA, MARIA E	1108-01-002	ELECTION OPERATIONS CO	CM -0	CM	21	8	1.00	63,422.63	2,439.33	243.93	34.85	243.93	1108-01	24-Sep-2001	24-Sep-2001
002877	BUCCI, THERESA	1108-01-001	DEPUTY REGISTAR	CM -0	CM	22	8	1.00	65,699.27	2,526.90	252.69	36.10	252.69	1108-01	12-Dec-1994	12-Dec-1994
	#Emps: 4 #Pos: 4															
010328	ASHMAN COLLINS, BETH	1109-01-002	PRINCIPAL PLANNER	CM -0	CM	32	2	1.00	77,599.70	2,984.60	298.46	42.64	298.46	1109-01	29-Jul-2024	29-Jul-2024
010238	VALCOURT, BRIANNA	1109-01-003	SENIOR PLANNER	CM -0	CM	29	2	1.00	69,425.36	2,670.21	267.02	38.15	267.02	1109-01	11-Mar-2024	11-Mar-2024
010340	BROWNELL, GRACE	1109-01-004	PLANNER TECH	CM -0	CM	19	1	1.00	47,743.51	1,836.29	183.63	26.23	183.63	1109-01	29-Aug-2024	29-Aug-2024
010239	BRUGGEMANN, JONAS	1109-01-006	SENIOR PLANNER	CM -0	CM	29	2	1.00	69,425.36	2,670.21	267.02	38.15	267.02	1109-01	11-Mar-2024	11-Mar-2024
	#Emps: 4 #Pos: 4															
009808	PAULINO, FRANKLIN J	1110-09-002	ECONOMIC DEVELOPMENT	AD -0	AD	39	5	1.00	81,200.95	3,123.11	312.31	39.04	312.31	1110-20	26-Jan-2021	26-Jan-2021
	#Emps: 1 #Pos: 1															
009405	RODIO, DAVID V	1111-09-001	BUILDING OFFICIAL	AD -0	AD	38	6	1.00	82,905.68	3,188.68	318.87	39.86	318.87	1111-01	13-May-2019	13-May-2019
008208	MURRAY, PAUL	1111-01-002	MECHANICAL/PLUMBING INS	CM -0	CM	28	7	1.00	80,656.76	3,102.18	310.22	44.32	310.22	1111-01	02-Dec-2013	02-Dec-2013
006939	PIKUL, STANLEY	1111-01-003	ALTERNATE BUILDING OFFI	CM -0	CM	30	8	1.00	88,205.03	3,392.50	339.25	48.46	339.25	1111-01	26-Jan-2009	28-May-2018
003719	BURKE, KEVIN J	1111-01-005	BUILDING INSPECTOR	CM -0	CM	26	8	1.00	75,846.50	2,917.17	291.72	41.67	291.72	1111-01	26-Jan-1998	26-Jan-1998
009042	IALONGO, FRANK P	1111-01-007	PLAN REVIEW/FIELD INSPEC	CM -0	CM	26	2	1.00	62,292.23	2,395.86	239.59	34.23	239.59	1111-01	05-Sep-2017	16-Dec-2024

City of Cranston
Current Month End
Employee Roster

Emp#	Name	Position#	Description	B U	Sch	Grade	Step	FTE	Annual Salary	Period Salary	Daily Salary	Hourly Rate	Per Diem Rate	*TimesheetGrp	OrigHireDt	PosHireDate
009447	MARCHETTI, ANNAMARIE	1111-01-008	INSPECTOR OF MINIMUM HO	CM -0	CM	21	6	1.00	60,189.04	2,314.96	231.50	33.07	231.50	1111-01	08-Jul-2019	08-Jul-2019
009461	DOMENECH, CARLOS A	1111-01-010	INSPECTOR OF MINIMUM HO	CM -0	CM	21	6	1.00	60,189.04	2,314.96	231.50	33.07	231.50	1111-01	19-Aug-2019	19-Aug-2019
008998	JENKINS, JAYNA	1111-01-011	SENIOR CLERK I/II	CM -0	CM	14	6	1.00	47,743.51	1,836.29	183.63	26.23	183.63	1111-01	05-Jun-2017	05-Jun-2017
006952	SCAVITTI, CYNTHIA	1111-01-012	PERMIT TECHNICIAN	CM -0	CM	19	8	1.00	59,259.75	2,279.22	227.92	32.56	227.92	1111-01	17-Feb-2009	23-Jan-2017
	#Emps: 9 #Pos: 9															
010104	ZIDELIS, THOMAS F	1112-09-001	DIRECTOR OF FINANCE	AD -0	AD	55	3	1.00	146,345.95	5,628.69	562.87	70.36	562.87	1112-01	17-Oct-2022	17-Oct-2022
010226	FLANIGAN, ZACHARY MICH/	1112-01-003	CHIEF FINANCE CLERK	CM -0	CM	25	3	1.00	62,292.23	2,395.86	239.59	34.23	239.59	1112-01	02-Jan-2024	02-Jan-2024
	#Emps: 2 #Pos: 2															
004593	IGOE, MICHAEL J	1113-01-001	CITY CONTROLLER	CM -0	CM	43	8	1.00	141,998.04	5,461.46	546.15	78.02	546.15	1113-01	15-May-2000	15-May-2000
005745	AUBIN, JUDY	1113-01-002	CITY INTERNAL AUDITOR	CM -0	CM	38	8	1.00	115,437.50	4,439.90	443.99	63.43	443.99	1113-01	12-Jul-2004	12-Jul-2004
008967	MACHADO, BRITTANY F	1113-01-003	PAYROLL/BENEFITS CLERK	CM -0	CM	22	5	1.00	60,189.04	2,314.96	231.50	33.07	231.50	1113-01	09-Jan-2017	23-Mar-2024
007385	PESHKA, JERROLD	1113-01-004	PAYABLES/PENSION CLERK	CM -0	CM	17	7	1.00	54,313.35	2,088.98	208.90	29.84	208.90	1113-01	04-Jun-2012	04-Jun-2012
005959	BEAUCHAINE, WENDY	1113-01-005	SENIOR CLERK	CM -0	CM	14	8	1.00	50,370.14	1,937.31	193.73	27.68	193.73	1113-01	13-Dec-2004	12-Sep-2022
	#Emps: 5 #Pos: 5															
010023	MALLETTE, KENNETH M JR	1114-09-001	CITY ASSESSOR	AD -0	AD	43	5	1.00	97,551.77	3,751.99	375.20	46.90	375.20	1114-01	01-Aug-2022	01-Aug-2022
006925	COLE, DAVID S	1114-01-002	DEPUTY TAX ASSESSOR	CM -0	CM	30	8	1.00	88,205.03	3,392.50	339.25	48.46	339.25	1114-01	29-Dec-2008	29-Dec-2008
009852	DE ANDRADE, DOMINIC J	1114-01-003	FIELD APPRAISER	CM -0	CM	20	3	1.00	52,557.05	2,021.43	202.14	28.88	202.14	1114-01	02-Jan-2023	02-Jan-2023
002185	BURNS, KAREN M	1114-01-005	PRINCIPAL CLERK	CM -0	CM	17	8	1.00	55,443.57	2,132.45	213.24	30.46	213.24	1114-01	13-Jul-1988	13-Jul-1988
008670	SMITH, BRIANNA	1114-01-006	SENIOR CLERK	CM -0	CM	13	6	1.00	46,290.79	1,780.42	178.04	25.43	178.04	1114-01	02-May-2016	02-May-2016
	#Emps: 5 #Pos: 5															
004765	MARCHESI, MARK J.	1115-01-001	PURCHASING AGENT	CM -0	CM	36	8	1.00	106,417.77	4,092.99	409.30	58.47	409.30	1115-01	05-Sep-2000	05-Sep-2000
008583	KARALEKAS, GIANNA R	1115-01-002	PURCHASING CLERK	CM -0	CM	15	6	1.00	49,239.74	1,893.84	189.38	27.05	189.38	1115-01	01-Aug-2017	22-Jul-2019
	#Emps: 2 #Pos: 2															
005650	SCUNGIO, ELAINE	1116-01-006	COMMUNICATIONS TECHNI(	CM -0	CM	17	8	1.00	55,443.57	2,132.45	213.24	30.46	213.24	1116-01	15-Mar-2004	15-Mar-2004
000993	GIARRUSSO, MARIA V	1116-01-002	GIS PROGRAM MANAGER	CM -0	CM	33	8	1.00	99,111.01	3,811.96	381.20	54.46	381.20	1116-01	07-Sep-1993	07-Sep-1993
010282	BURKE, NATHAN	1116-01-004	PROGRAMMER	CM -0	CM	26	4	1.00	66,932.14	2,574.31	257.43	36.78	257.43	1116-01	03-Jun-2024	03-Jun-2024
	#Emps: 3 #Pos: 3															
006922	CAPUANO, DAVID A	1117-01-002	SENIOR TAX REVENUE AGE	CM -0	CM	34	8	1.00	103,078.98	3,964.58	396.46	56.64	396.46	1117-01	06-Jan-2009	09-Jul-2020
007068	MANZI, MARIA K	1117-01-003	SENIOR CASHIER	CM -0	CM	20	6	1.00	58,129.53	2,235.75	223.58	31.94	223.58	1117-01	16-Aug-2010	23-Mar-2024
006688	MOYNIHAN, MICHAELA A	1117-01-004	CASHIER	CM -0	CM	17	2	1.00	46,290.79	1,780.42	178.04	25.43	178.04	1117-01	22-Apr-2024	22-Apr-2024
008673	IGOE, DEBORAH J	1117-01-005	CASHIER	CM -0	CM	17	6	1.00	52,557.05	2,021.43	202.14	28.88	202.14	1117-01	06-Sep-2016	06-Sep-2016
009085	SMITH, MARGARET L	1117-01-007	CASHIER	CM -0	CM	17	6	1.00	52,557.05	2,021.43	202.14	28.88	202.14	1117-01	22-Jan-2018	22-Jan-2018
	#Emps: 5 #Pos: 5															
009833	LEVASSEUR, RAYMOND L J	1200-04-001	FIRE APPARATUS MAINT SU	FC -0	FC	28	1	1.00	70,847.42	2,724.90	272.49	34.06	272.49	1200-01	26-Apr-2021	06-Jan-2025
006431	ZAMBARANO, JOHN	1200-04-002	ELECTRICAL WORKER	FC -0	FC	20	7	1.00	65,380.64	2,514.64	251.46	31.43	251.46	1200-01	08-Nov-2006	08-Nov-2006
007225	MERKERT, ADAM	1200-04-003	FIRE CIVILIAN DISPATCHER	FC -1	FC	19	7	1.00	63,164.66	2,429.41	242.94	30.37	242.94	1200-01	01-Jan-2011	01-Jan-2011
007226	FERRI, ROBERT P	1200-04-004	FIRE CIVILIAN DISPATCHER	FC -1	FC	19	7	1.00	63,164.66	2,429.41	242.94	30.37	242.94	1200-01	01-Jan-2011	01-Jan-2011
007228	PAUL, HENRY	1200-04-006	FIRE CIVILIAN DISPATCHER	FC -1	FC	19	7	1.00	63,164.66	2,429.41	242.94	30.37	242.94	1200-01	01-Jan-2011	01-Jan-2011
007229	HAGGIS, MICHAEL	1200-04-007	FIRE CIVILIAN DISPATCHER	FC -1	FC	19	7	1.00	63,164.66	2,429.41	242.94	30.37	242.94	1200-01	01-Jan-2011	01-Jan-2011
007355	LANDRY, SHARIAH	1200-04-008	FIRE CIVILIAN DISPATCHER	FC -1	FC	19	7	1.00	63,164.66	2,429.41	242.94	30.37	242.94	1200-01	13-Feb-2012	24-Nov-2018
009927	DESROSIERS, DANIEL K	1200-04-009	FIRE CIVILIAN DISPATCHER	FC -1	FC	19	4	1.00	56,601.22	2,176.97	217.70	27.21	217.70	1200-01	20-Sep-2021	20-Sep-2021
007305	SCUNGIO, LEE	1200-04-010	FIRE CIVILIAN DISPATCHER	FC -1	FC	19	7	1.00	63,164.66	2,429.41	242.94	30.37	242.94	1200-01	24-Sep-2012	24-Sep-2012
007233	FRANCAZIO, RICHARD C	1200-04-011	FIRE CIVILIAN DISPATCHER	FC -1	FC	19	7	1.00	63,164.66	2,429.41	242.94	30.37	242.94	1200-01	01-Jan-2011	01-Jan-2011
008197	GRADY, TRACY E	1200-04-012	PRINCIPAL CLERK	FC -0	FC	17	7	1.00	58,191.60	2,238.14	223.81	31.97	223.81	1200-01	07-Oct-2013	12-Dec-2016
001796	O'BRIEN, KIMBERLY	1200-04-013	SENIOR CLERK	FC -0	FC	15	7	1.00	53,836.81	2,070.65	207.06	29.58	207.06	1200-01	20-Nov-1989	03-Sep-2018
009091	IAROSSI, LISA	1200-04-014	CLERK	FC -0	FC	10	7	1.00	44,845.87	1,724.84	172.48	24.64	172.48	1200-01	20-Feb-2018	20-Feb-2018
006607	BOLTON, SEAN	1200-04-015	AUTOMOTIVE MECHANIC	FC -0	FC	6	7	1.00	65,947.47	2,536.44	253.64	31.71	253.64	1200-07	10-Dec-2007	06-Jan-2025
009048	SAM, SAVONG	1200-04-016	AUTOMOTIVE MECHANIC	FC -0	FC	6	6	1.00	63,168.07	2,429.54	242.95	30.37	242.95	1200-07	21-Aug-2017	11-Feb-2023

City of Cranston
Current Month End
Employee Roster

Emp#	Name	Position#	Description	B U	Sch	Grade	Step	FTE	Annual Salary	Period Salary	Daily Salary	Hourly Rate	Per Diem Rate	*TimesheetGrp	OrigHireDt	PosHireDate
	#Emps: 15 #Pos: 15															
001713	MARCINKO, DANIEL E	1200-09-001	FIRE CHIEF	AD -0	AD	50	4	1.00	126,376.22	4,860.62	486.06	60.76	486.06	1200-08	11-Jan-1988	04-Jan-2025
000058	WOYCIECHOWSKI, JAMES S	1200-03-002	ASSISTANT FIRE CHIEF	FI -3	FI	9	1	1.00	111,922.20	4,304.70	538.09	53.81	538.09	1200-08	15-Jul-1991	04-Jan-2025
000539	MANCINI, RICHARD J	1200-03-003	ASSISTANT FIRE CHIEF	FI -1	FI	9	1	1.00	111,922.20	4,304.70	538.09	53.81	538.09	1200-08	17-Oct-1988	28-Jul-2018
002374	NIQUETTE, ARMAND A JR	1200-03-004	DEPUTY CHIEF	FI -3	FI	8	1	1.00	105,225.64	4,047.14	505.89	50.59	505.89	1200-08	21-Aug-1995	11-Jan-2025
002366	TORRES, RICHARD	1200-03-005	DEPUTY CHIEF	FI -3	FI	8	1	1.00	105,225.64	4,047.14	505.89	50.59	505.89	1200-08	11-Jul-1994	27-Jul-2024
001759	MEINERTZ, GARY P	1200-03-006	DEPUTY CHIEF	FI -3	FI	8	1	1.00	105,225.64	4,047.14	505.89	50.59	505.89	1200-08	27-Jul-1992	11-Jan-2025
002365	DESORCY, PAUL A	1200-03-007	DEPUTY CHIEF/SUPT OF FIR	FI -3	FI	8	1	1.00	105,225.64	4,047.14	505.89	50.59	505.89	1200-08	13-Sep-1993	01-Sep-2022
003632	GREENE, RICHARD J	1200-03-008	DEPUTY CHIEF/DIR OF EME	FI -3	FI	8	1	1.00	105,225.64	4,047.14	505.89	50.59	505.89	1200-08	14-Jul-1997	01-Sep-2022
001143	MORROCCO, WILLIAM F	1200-03-009	BATALLION CHIEF	FI -3	FI	8	1	1.00	105,225.64	4,047.14	505.89	50.59	505.89	1200-08	11-Feb-1991	01-Sep-2022
001131	RINFRETTE, JEFFREY M	1200-03-010	BATTALION CHIEF	FI -3	FI	7	1	1.00	97,190.86	3,738.11	467.26	46.73	467.26	1200-08	21-Aug-1995	27-Jul-2024
002329	GOSSELIN, ROLAND J	1200-03-011	BATTALION CHIEF	FI -3	FI	7	1	1.00	97,190.86	3,738.11	467.26	46.73	467.26	1200-08	21-Aug-1995	11-Jan-2025
002871	FONTAINE, ROLAND N	1200-03-013	BATTALION CHIEF	FI -3	FI	7	1	1.00	97,190.86	3,738.11	467.26	46.73	467.26	1200-08	11-Jul-1994	26-Aug-2023
000504	ADAMO, MICHAEL J	1200-03-014	BATTALION CHIEF	FI -3	FI	7	1	1.00	97,190.86	3,738.11	467.26	46.73	467.26	1200-08	07-Sep-1993	01-Sep-2022
000571	MAYNARD, CHRISTOPHER	1200-03-015	BATTALION CHIEF	FI -3	FI	7	1	1.00	97,190.86	3,738.11	467.26	46.73	467.26	1200-08	27-Jul-1992	27-Jul-2024
002348	MOBILIA JR, CARMINO	1200-03-016	BATTALION CHIEF	FI -3	FI	7	1	1.00	97,190.86	3,738.11	467.26	46.73	467.26	1200-08	07-Sep-1993	01-Sep-2022
003629	JUTRAS, CHRISTIAN B	1200-03-017	CAPTAIN	FI -3	FI	6	1	1.00	89,156.34	3,429.09	428.64	42.86	428.64	1200-08	14-Jul-1997	04-Jan-2025
003492	LABRECQUE, CHRISTOPHE	1200-03-018	CAPTAIN	FI -3	FI	6	1	1.00	89,156.34	3,429.09	428.64	42.86	428.64	1200-08	10-Mar-1997	15-Jul-2023
003626	NOTTELL JR, JOHN T	1200-03-019	CAPTAIN	FI -3	FI	6	1	1.00	89,156.34	3,429.09	428.64	42.86	428.64	1200-08	14-Jul-1997	27-Jul-2024
003628	CAMARA, CHARLES	1200-03-020	CAPTAIN	FI -3	FI	6	1	1.00	89,156.34	3,429.09	428.64	42.86	428.64	1200-08	14-Jul-1997	27-Jul-2024
001858	DIBIASIO, ROBERT A	1200-03-021	CAPTAIN	FI -3	FI	6	1	1.00	89,156.34	3,429.09	428.64	42.86	428.64	1200-08	21-Aug-1995	01-Sep-2022
003493	LAPRADE, MARK A	1200-03-022	CAPTAIN	FI -3	FI	6	1	1.00	89,156.34	3,429.09	428.64	42.86	428.64	1200-08	10-Mar-1997	30-Dec-2023
003497	RIMOSHYTUS, THOMAS A	1200-03-023	CAPTAIN	FI -3	FI	6	1	1.00	89,156.34	3,429.09	428.64	42.86	428.64	1200-08	10-Mar-1997	26-Aug-2023
000020	ROBBINS, CHARLES T	1200-03-024	CAPTAIN	FI -2	FI	6	1	1.00	89,156.34	3,429.09	428.64	42.86	428.64	1200-08	23-Sep-1996	22-Apr-2023
004473	WELLER, SCOTT C	1200-03-025	CAPTAIN	FI -3	FI	6	1	1.00	89,156.34	3,429.09	428.64	42.86	428.64	1200-08	23-Aug-1999	11-Jan-2025
004032	TELLIER, RYAN L	1200-03-026	CAPTAIN	FI -3	FI	6	1	1.00	89,156.34	3,429.09	428.64	42.86	428.64	1200-08	14-Sep-1998	11-Jan-2025
003319	SAFFORD, LINWOOD J JR	1200-03-027	CAPTAIN	FI -3	FI	6	1	1.00	89,156.34	3,429.09	428.64	42.86	428.64	1200-08	21-Aug-1995	01-Sep-2022
002412	DELISLE, MICHAEL P	1200-03-028	RESCUE CAPTAIN	FI -3	FI	6	1	1.00	89,156.34	3,429.09	428.64	42.86	428.64	1200-08	21-Aug-1995	01-Sep-2022
004731	ANSLEY, KEVIN	1200-03-029	RESCUE CAPTAIN	FI -3	FI	6	1	1.00	89,156.34	3,429.09	428.64	42.86	428.64	1200-08	10-Jul-2000	01-Sep-2022
002429	NIMIROSKI, BRIAN	1200-03-030	RESCUE CAPTAIN	FI -3	FI	6	1	1.00	89,156.34	3,429.09	428.64	42.86	428.64	1200-08	21-Aug-1995	01-Sep-2022
006241	CORSON, CHRISTOPHER K	1200-03-031	RESCUE CAPTAIN	FI -3	FI	6	1	1.00	89,156.34	3,429.09	428.64	42.86	428.64	1200-08	31-Jul-2006	01-Sep-2022
005254	DAVY, DAVID	1200-03-032	RESCUE CAPTAIN	FI -3	FI	6	1	1.00	89,156.34	3,429.09	428.64	42.86	428.64	1200-08	05-Aug-2002	01-Sep-2022
005248	RONCI, WILLIAM	1200-03-033	LEAD LINEMAN	FI -3	FI	5	1	1.00	82,136.60	3,159.10	394.89	39.49	394.89	1200-08	05-Aug-2002	12-Aug-2023
006233	MATHER, JAMES W	1200-03-034	LIEUTENANT	FI -3	FI	5	1	1.00	82,136.60	3,159.10	394.89	39.49	394.89	1200-08	31-Jul-2006	22-Apr-2023
006243	CAMERON, RUSSELL	1200-03-035	LIEUTENANT	FI -3	FI	5	1	1.00	82,136.60	3,159.10	394.89	39.49	394.89	1200-08	31-Jul-2006	15-Jul-2023
006242	POISSON, MICHAEL R	1200-03-036	LIEUTENANT	FI -3	FI	5	1	1.00	82,136.60	3,159.10	394.89	39.49	394.89	1200-08	31-Jul-2006	30-Dec-2023
006245	KELLIHER, KYLE E	1200-03-037	LIEUTENANT	FI -3	FI	5	1	1.00	82,136.60	3,159.10	394.89	39.49	394.89	1200-08	31-Jul-2006	26-Aug-2023
006754	MASSEY, CRAIG J	1200-03-038	LIEUTENANT	FI -3	FI	5	1	1.00	82,136.60	3,159.10	394.89	39.49	394.89	1200-08	08-Sep-2008	21-Sep-2024
006234	LAPLANTE, JASON D	1200-03-039	LIEUTENANT	FI -3	FI	5	1	1.00	82,136.60	3,159.10	394.89	39.49	394.89	1200-08	31-Jul-2006	27-Jul-2024
006756	MOTTA, MANUEL J JR	1200-03-040	LIEUTENANT	FI -3	FI	5	1	1.00	82,136.60	3,159.10	394.89	39.49	394.89	1200-08	08-Sep-2008	04-Jan-2025
006244	ZAMBRANO, DAVID P	1200-03-041	LIEUTENANT	FI -3	FI	5	1	1.00	82,136.60	3,159.10	394.89	39.49	394.89	1200-08	31-Jul-2006	21-Oct-2023
004030	PEDRO, NELSON	1200-03-042	LIEUTENANT	FI -3	FI	5	1	1.00	82,136.60	3,159.10	394.89	39.49	394.89	1200-08	14-Sep-1998	01-Sep-2022
006753	MARCINIAK, ANDREW P	1200-03-043	LIEUTENANT	FI -3	FI	5	1	1.00	82,136.60	3,159.10	394.89	39.49	394.89	1200-08	08-Sep-2008	02-Feb-2024
006752	ENRIGHT, RONALD	1200-03-044	LIEUTENANT	FI -3	FI	5	1	1.00	82,136.60	3,159.10	394.89	39.49	394.89	1200-08	08-Sep-2008	11-Jan-2025
006809	CRUDALE, MICHAEL R	1200-03-045	LIEUTENANT	FI -3	FI	5	1	1.00	82,136.60	3,159.10	394.89	39.49	394.89	1200-08	20-Sep-2008	11-Jan-2025
004476	NERI, DAVID C	1200-03-046	LIEUTENANT	FI -3	FI	5	1	1.00	82,136.60	3,159.10	394.89	39.49	394.89	1200-08	23-Aug-1999	01-Sep-2022
004479	CHAMBERLAND, DAVID J	1200-03-047	LIEUTENANT	FI -3	FI	5	1	1.00	82,136.60	3,159.10	394.89	39.49	394.89	1200-08	23-Aug-1999	01-Sep-2022
004482	PELLETIER, NORMAN L	1200-03-048	LIEUTENANT	FI -3	FI	5	1	1.00	82,136.60	3,159.10	394.89	39.49	394.89	1200-08	30-Aug-1999	01-Sep-2022
004729	DIDINO, DAVID	1200-03-049	LIEUTENANT	FI -3	FI	5	1	1.00	82,136.60	3,159.10	394.89	39.49	394.89	1200-08	10-Jul-2000	01-Sep-2022
004730	BURGESS, STEVEN	1200-03-050	LIEUTENANT	FI -3	FI	5	1	1.00	82,136.60	3,159.10	394.89	39.49	394.89	1200-08	10-Jul-2000	01-Sep-2022
004732	RIVELLI, MICHAEL	1200-03-051	LIEUTENANT	FI -3	FI	5	1	1.00	82,136.60	3,159.10	394.89	39.49	394.89	1200-08	10-Jul-2000	01-Sep-2022
004733	BROUILLARD, DAVID	1200-03-052	LIEUTENANT	FI -3	FI	5	1	1.00	82,136.60	3,159.10	394.89	39.49	394.89	1200-08	10-Jul-2000	01-Sep-2022
006751	COFFEY, DAVID J	1200-03-053	LIEUTENANT	FI -3	FI	5	1	1.00	82,136.60	3,159.10	394.89	39.49	394.89	1200-08	08-Sep-2008	13-Jan-2024
006238	BURGESS, ROBERT I III	1200-03-054	LIEUTENANT	FI -3	FI	5	1	1.00	82,136.60	3,159.10	394.89	39.49	394.89	1200-08	31-Jul-2006	14-Jan-2023

City of Cranston
Current Month End
Employee Roster

Emp#	Name	Position#	Description	B U	Sch	Grade	Step	FTE	Annual Salary	Period Salary	Daily Salary	Hourly Rate	Per Diem Rate	*TimesheetGrp	OrigHireDt	PosHireDate
006758	O'LEARY, KEVIN D	1200-03-055	LIEUTENANT	FI -3	FI	5	1	1.00	82,136.60	3,159.10	394.89	39.49	394.89	1200-08	08-Sep-2008	27-Jul-2024
005249	MOFFAT, KEITH JR	1200-03-056	LIEUTENANT	FI -3	FI	5	1	1.00	82,136.60	3,159.10	394.89	39.49	394.89	1200-08	05-Aug-2002	11-Mar-2023
005238	WALSH, MARK	1200-03-057	LIEUTENANT	FI -3	FI	5	1	1.00	82,136.60	3,159.10	394.89	39.49	394.89	1200-08	05-Aug-2002	01-Sep-2022
006235	WARBURTON, DAVID	1200-03-058	LIEUTENANT	FI -3	FI	5	1	1.00	82,136.60	3,159.10	394.89	39.49	394.89	1200-08	31-Jul-2006	22-Apr-2023
005241	BRAZENOR, SCOTT	1200-03-059	LIEUTENANT	FI -3	FI	5	1	1.00	82,136.60	3,159.10	394.89	39.49	394.89	1200-08	05-Aug-2002	01-Sep-2022
005244	COTE, GABRIEL	1200-03-060	LIEUTENANT	FI -3	FI	5	1	1.00	82,136.60	3,159.10	394.89	39.49	394.89	1200-08	05-Aug-2002	01-Sep-2022
005246	CLEARY, BRANDON	1200-03-061	LIEUTENANT	FI -3	FI	5	1	1.00	82,136.60	3,159.10	394.89	39.49	394.89	1200-08	05-Aug-2002	01-Sep-2022
006231	WILD, MATTHEW	1200-03-062	LIEUTENANT	FI -3	FI	5	1	1.00	82,136.60	3,159.10	394.89	39.49	394.89	1200-08	31-Jul-2006	12-Aug-2023
005250	LYSKAWA, CHRISTOPHER	1200-03-063	LIEUTENANT	FI -3	FI	5	1	1.00	82,136.60	3,159.10	394.89	39.49	394.89	1200-08	05-Aug-2002	01-Sep-2022
005251	CARPENTER, ANDREW	1200-03-064	LIEUTENANT	FI -3	FI	5	1	1.00	82,136.60	3,159.10	394.89	39.49	394.89	1200-08	05-Aug-2002	01-Sep-2022
006237	BURKE, MICHAEL J JR	1200-03-065	LIEUTENANT	FI -3	FI	5	1	1.00	82,136.60	3,159.10	394.89	39.49	394.89	1200-08	31-Jul-2006	03-Jul-2023
006239	PALLINI, MATTHEW P	1200-03-066	LIEUTENANT	FI -3	FI	5	1	1.00	82,136.60	3,159.10	394.89	39.49	394.89	1200-08	31-Jul-2006	01-Sep-2022
006743	BEAULIEU, RICHARD C	1200-03-067	RESCUE LIEUTENANT	FI -3	FI	5	1	1.00	82,136.60	3,159.10	394.89	39.49	394.89	1200-08	08-Sep-2008	01-Sep-2022
008785	CUTE, SCOTT	1200-03-068	RESCUE LIEUTENANT	FI -3	FI	5	1	1.00	82,136.60	3,159.10	394.89	39.49	394.89	1200-08	21-Nov-2016	23-Jan-2024
008099	CARCIERI, NICOLA J	1200-03-069	RESCUE LIEUTENANT	FI -3	FI	5	1	1.00	82,136.60	3,159.10	394.89	39.49	394.89	1200-08	11-Feb-2013	01-Sep-2022
008103	GIARDINA, JOSEPH R	1200-03-070	RESCUE LIEUTENANT	FI -3	FI	5	1	1.00	82,136.60	3,159.10	394.89	39.49	394.89	1200-08	11-Feb-2013	01-Sep-2022
008108	LEE, JASON C	1200-03-071	RESCUE LIEUTENANT	FI -3	FI	5	1	1.00	82,136.60	3,159.10	394.89	39.49	394.89	1200-08	11-Feb-2013	01-Sep-2022
008110	MARQUES, GREGORY D	1200-03-072	RESCUE LIEUTENANT	FI -3	FI	5	1	1.00	82,136.60	3,159.10	394.89	39.49	394.89	1200-08	11-Feb-2013	01-Sep-2022
009921	SHACKLEFORD, JACOB	1200-03-073	RESCUE LIEUTENANT	FI -3	FI	5	1	1.00	82,136.60	3,159.10	394.89	39.49	394.89	1200-08	20-Sep-2021	17-Feb-2024
009920	RIBAS, ZACHARY	1200-03-074	RESCUE LIEUTENANT	FI -3	FI	5	1	1.00	82,136.60	3,159.10	394.89	39.49	394.89	1200-08	20-Sep-2021	17-Nov-2024
009097	FULTZ, SHANNON E	1200-03-075	RESCUE LIEUTENANT	FI -3	FI	5	1	1.00	82,136.60	3,159.10	394.89	39.49	394.89	1200-08	05-Mar-2018	01-Sep-2022
009099	TREMBLAY, JOSEPH A	1200-03-076	RESCUE LIEUTENANT	FI -3	FI	5	1	1.00	82,136.60	3,159.10	394.89	39.49	394.89	1200-08	05-Mar-2018	01-Sep-2022
009488	REID, JOSHUA	1200-03-077	RESCUE LIEUTENANT	FI -3	FI	5	1	1.00	82,136.60	3,159.10	394.89	39.49	394.89	1200-08	21-Oct-2019	01-Sep-2022
009918	OSSIAN, JESSE	1200-03-078	RESCUE LIEUTENANT	FI -3	FI	5	1	1.00	82,136.60	3,159.10	394.89	39.49	394.89	1200-08	20-Sep-2021	22-Oct-2024
008113	SULLIVAN, KEITH A	1200-03-079	FIREFIGHTER	FI -3	FI	4	1	1.00	75,759.32	2,913.82	364.23	36.42	364.23	1200-08	11-Feb-2013	11-Feb-2013
008111	REBELLO, COREY G	1200-03-080	FIREFIGHTER	FI -3	FI	4	1	1.00	75,759.32	2,913.82	364.23	36.42	364.23	1200-08	11-Feb-2013	11-Feb-2013
009094	CHAVEZ, MICAH	1200-03-081	FIREFIGHTER	FI -3	FI	4	1	1.00	75,759.32	2,913.82	364.23	36.42	364.23	1200-08	05-Mar-2018	05-Mar-2018
008117	OLIVEIRA, JOSHUA	1200-03-082	FIREFIGHTER	FI -3	FI	4	1	1.00	75,759.32	2,913.82	364.23	36.42	364.23	1200-08	26-Feb-2013	26-Feb-2013
009103	LINDELL, SHAWN MICHAEL	1200-03-083	FIREFIGHTER	FI -3	FI	4	1	1.00	75,759.32	2,913.82	364.23	36.42	364.23	1200-08	05-Mar-2018	05-Mar-2018
008777	BIBBY, JEFFREY	1200-03-084	FIREFIGHTER	FI -3	FI	4	1	1.00	75,759.32	2,913.82	364.23	36.42	364.23	1200-08	21-Nov-2016	21-Nov-2016
008778	MOLLIS, MICHAEL	1200-03-085	FIREFIGHTER	FI -3	FI	4	1	1.00	75,759.32	2,913.82	364.23	36.42	364.23	1200-08	21-Nov-2016	21-Nov-2016
008779	CAMPION, JOHN	1200-03-086	FIREFIGHTER	FI -3	FI	4	1	1.00	75,759.32	2,913.82	364.23	36.42	364.23	1200-08	21-Nov-2016	21-Nov-2016
008780	COUPE, CHRISTIAN	1200-03-087	FIREFIGHTER	FI -3	FI	4	1	1.00	75,759.32	2,913.82	364.23	36.42	364.23	1200-08	21-Nov-2016	21-Nov-2016
008781	DUQUETTE, GREGORY	1200-03-088	FIREFIGHTER	FI -3	FI	4	1	1.00	75,759.32	2,913.82	364.23	36.42	364.23	1200-08	21-Nov-2016	21-Nov-2016
008782	SAVATTERE, SALVATORE	1200-03-089	FIREFIGHTER	FI -3	FI	4	1	1.00	75,759.32	2,913.82	364.23	36.42	364.23	1200-08	21-Nov-2016	21-Nov-2016
008112	SNOW, GREGORY A	1200-03-090	FIREFIGHTER	FI -3	FI	4	1	1.00	75,759.32	2,913.82	364.23	36.42	364.23	1200-08	11-Feb-2013	11-Feb-2013
008096	ARSENAULT, NORMAN E JR	1200-03-091	FIREFIGHTER	FI -3	FI	4	1	1.00	75,759.32	2,913.82	364.23	36.42	364.23	1200-08	11-Feb-2013	11-Feb-2013
009909	ALMEIDA, JALEN	1200-03-092	FIREFIGHTER	FI -3	FI	4	1	1.00	75,759.32	2,913.82	364.23	36.42	364.23	1200-08	20-Sep-2021	20-Sep-2021
008784	DEMERCHANT, KYLE	1200-03-093	FIREFIGHTER	FI -3	FI	4	1	1.00	75,759.32	2,913.82	364.23	36.42	364.23	1200-08	21-Nov-2016	21-Nov-2016
009095	PLANTE, RYAN	1200-03-094	FIREFIGHTER	FI -3	FI	4	1	1.00	75,759.32	2,913.82	364.23	36.42	364.23	1200-08	05-Mar-2018	05-Mar-2018
010258	STEWART, WILLIAM	1200-03-095	FIREFIGHTER	FI -3	FI	1	1	1.00	67,385.50	2,591.75	323.97	32.40	323.97	1200-08	25-Mar-2024	25-Mar-2024
008786	GIGUERE, BUTCH	1200-03-096	FIREFIGHTER	FI -3	FI	4	1	1.00	75,759.32	2,913.82	364.23	36.42	364.23	1200-08	21-Nov-2016	21-Nov-2016
009096	WALL, BRYAN A	1200-03-097	FIREFIGHTER	FI -3	FI	4	1	1.00	75,759.32	2,913.82	364.23	36.42	364.23	1200-08	05-Mar-2018	05-Mar-2018
009908	ALLEY, BRIAN JR	1200-03-098	FIREFIGHTER	FI -3	FI	4	1	1.00	75,759.32	2,913.82	364.23	36.42	364.23	1200-08	20-Sep-2021	01-Sep-2022
009098	SILVA, MARK	1200-03-099	FIREFIGHTER	FI -3	FI	4	1	1.00	75,759.32	2,913.82	364.23	36.42	364.23	1200-08	05-Mar-2018	05-Mar-2018
010149	FOX, STEPHEN	1200-03-100	FIREFIGHTER	FI -3	FI	2	1	1.00	70,089.24	2,695.74	336.97	33.70	336.97	1200-08	13-Mar-2023	13-Mar-2023
009910	BAEZA, JOEL	1200-03-101	FIREFIGHTER	FI -3	FI	4	1	1.00	75,759.32	2,913.82	364.23	36.42	364.23	1200-08	20-Sep-2021	20-Sep-2021
008787	SHEEHAN, TREVOR	1200-03-102	FIREFIGHTER	FI -3	FI	4	1	1.00	75,759.32	2,913.82	364.23	36.42	364.23	1200-08	21-Nov-2016	21-Nov-2016
009471	BARRETT, WILLIAM J	1200-03-103	FIREFIGHTER	FI -3	FI	4	1	1.00	75,759.32	2,913.82	364.23	36.42	364.23	1200-08	21-Oct-2019	21-Oct-2019
009107	CARCIERI, GREGORY P	1200-03-104	FIREFIGHTER	FI -3	FI	4	1	1.00	75,759.32	2,913.82	364.23	36.42	364.23	1200-08	05-Mar-2018	05-Mar-2018
009104	LOMBARDI, JAMES	1200-03-105	FIREFIGHTER	FI -3	FI	4	1	1.00	75,759.32	2,913.82	364.23	36.42	364.23	1200-08	05-Mar-2018	05-Mar-2018
009472	BENEDETTI, EUGENE J	1200-03-106	FIREFIGHTER	FI -3	FI	4	1	1.00	75,759.32	2,913.82	364.23	36.42	364.23	1200-08	21-Oct-2019	21-Oct-2019
009473	BOUCHARD, ANDREW M	1200-03-107	FIREFIGHTER	FI -3	FI	4	1	1.00	75,759.32	2,913.82	364.23	36.42	364.23	1200-08	21-Oct-2019	21-Oct-2019
009474	BURKE, DANIEL J	1200-03-108	FIREFIGHTER	FI -3	FI	4	1	1.00	75,759.32	2,913.82	364.23	36.42	364.23	1200-08	21-Oct-2019	21-Oct-2019
009475	CAMPBELL, ANDREW J	1200-03-109	FIREFIGHTER	FI -3	FI	4	1	1.00	75,759.32	2,913.82	364.23	36.42	364.23	1200-08	21-Oct-2019	21-Oct-2019

City of Cranston
Current Month End
Employee Roster

Emp#	Name	Position#	Description	B U	Sch	Grade	Step	FTE	Annual Salary	Period Salary	Daily Salary	Hourly Rate	Per Diem Rate	*TimesheetGrp	OrigHireDt	PosHireDate
009476	CARTER, JOHN S	1200-03-110	FIREFIGHTER	FI -3	FI	4	1	1.00	75,759.32	2,913.82	364.23	36.42	364.23	1200-08	21-Oct-2019	21-Oct-2019
009911	BARROS, ERIC	1200-03-111	FIREFIGHTER	FI -3	FI	4	1	1.00	75,759.32	2,913.82	364.23	36.42	364.23	1200-08	20-Sep-2021	20-Sep-2021
009477	HOWARD, MATTHEW K	1200-03-112	FIREFIGHTER	FI -3	FI	4	1	1.00	75,759.32	2,913.82	364.23	36.42	364.23	1200-08	21-Oct-2019	21-Oct-2019
009478	DUFFY, TYLER J	1200-03-113	FIREFIGHTER	FI -3	FI	4	1	1.00	75,759.32	2,913.82	364.23	36.42	364.23	1200-08	21-Oct-2019	21-Oct-2019
009479	IGOE, MICHAEL J JR	1200-03-114	FIREFIGHTER	FI -3	FI	4	1	1.00	75,759.32	2,913.82	364.23	36.42	364.23	1200-08	21-Oct-2019	21-Oct-2019
009480	IGOE, PATRICK F	1200-03-115	FIREFIGHTER	FI -3	FI	4	1	1.00	75,759.32	2,913.82	364.23	36.42	364.23	1200-08	21-Oct-2019	21-Oct-2019
010242	ATKINSON, DEVON	1200-03-116	FIREFIGHTER	FI -3	FI	1	1	1.00	67,385.50	2,591.75	323.97	32.40	323.97	1200-08	25-Mar-2024	25-Mar-2024
010150	GARDNER, DANIEL C	1200-03-117	FIREFIGHTER	FI -3	FI	2	1	1.00	70,089.24	2,695.74	336.97	33.70	336.97	1200-08	13-Mar-2023	13-Mar-2023
009482	KOWALIK, BENJAMIN G	1200-03-118	FIREFIGHTER	FI -3	FI	4	1	1.00	75,759.32	2,913.82	364.23	36.42	364.23	1200-08	21-Oct-2019	21-Oct-2019
009912	BREAULT, JEFFREY R	1200-03-119	FIREFIGHTER	FI -3	FI	4	1	1.00	75,759.32	2,913.82	364.23	36.42	364.23	1200-08	20-Sep-2021	20-Sep-2021
010151	GARDNER, JEREMY R	1200-03-120	FIREFIGHTER	FI -3	FI	2	1	1.00	70,089.24	2,695.74	336.97	33.70	336.97	1200-08	13-Mar-2023	13-Mar-2023
010152	HAYWARD, JUSTIN K	1200-03-121	FIREFIGHTER	FI -3	FI	2	1	1.00	70,089.24	2,695.74	336.97	33.70	336.97	1200-08	13-Mar-2023	13-Mar-2023
009489	VITO, JONATHAN L	1200-03-122	FIREFIGHTER	FI -3	FI	4	1	1.00	75,759.32	2,913.82	364.23	36.42	364.23	1200-08	21-Oct-2019	15-Feb-2020
009490	DIGIULIO, MICHAEL C	1200-03-123	FIREFIGHTER	FI -3	FI	4	1	1.00	75,759.32	2,913.82	364.23	36.42	364.23	1200-08	21-Oct-2019	15-Feb-2020
009913	CARDOSO, ALEXANDER	1200-03-124	FIREFIGHTER	FI -3	FI	4	1	1.00	75,759.32	2,913.82	364.23	36.42	364.23	1200-08	20-Sep-2021	20-Sep-2021
009914	GIBLIN, RYAN	1200-03-125	FIREFIGHTER	FI -3	FI	4	1	1.00	75,759.32	2,913.82	364.23	36.42	364.23	1200-08	20-Sep-2021	20-Sep-2021
009915	GILES, CHRISTOPHER R	1200-03-126	FIREFIGHTER	FI -3	FI	4	1	1.00	75,759.32	2,913.82	364.23	36.42	364.23	1200-08	20-Sep-2021	20-Sep-2021
010243	CRABTREE, ADAM	1200-03-127	FIREFIGHTER	FI -3	FI	1	1	1.00	67,385.50	2,591.75	323.97	32.40	323.97	1200-08	25-Mar-2024	25-Mar-2024
009917	LUPINO, MICHAEL	1200-03-128	FIREFIGHTER	FI -3	FI	4	1	1.00	75,759.32	2,913.82	364.23	36.42	364.23	1200-08	20-Sep-2021	20-Sep-2021
010250	MONTANARO, JAKE	1200-03-129	FIREFIGHTER	FI -3	FI	1	1	1.00	67,385.50	2,591.75	323.97	32.40	323.97	1200-08	25-Mar-2024	25-Mar-2024
008788	MCCORMICK, ROBERT	1200-03-131	FIREFIGHTER	FI -3	FI	4	1	1.00	75,759.32	2,913.82	364.23	36.42	364.23	1200-08	21-Nov-2016	21-Nov-2016
010154	LAMBERT, ERIC J	1200-03-132	FIREFIGHTER	FI -3	FI	2	1	1.00	70,089.24	2,695.74	336.97	33.70	336.97	1200-08	13-Mar-2023	13-Mar-2023
010155	LEBEAU, GABRIEL G	1200-03-133	FIREFIGHTER	FI -3	FI	2	1	1.00	70,089.24	2,695.74	336.97	33.70	336.97	1200-08	13-Mar-2023	13-Mar-2023
010156	LEWIS, RYAN M	1200-03-134	FIREFIGHTER	FI -3	FI	2	1	1.00	70,089.24	2,695.74	336.97	33.70	336.97	1200-08	13-Mar-2023	13-Mar-2023
010158	MORSE, BARRY D	1200-03-137	FIREFIGHTER	FI -3	FI	2	1	1.00	70,089.24	2,695.74	336.97	33.70	336.97	1200-08	13-Mar-2023	13-Mar-2023
010159	RUBIN-CRUMP, ASA W	1200-03-138	FIREFIGHTER	FI -3	FI	2	1	1.00	70,089.24	2,695.74	336.97	33.70	336.97	1200-08	13-Mar-2023	13-Mar-2023
010160	SAUCIER, CHRISTOPHER M	1200-03-139	FIREFIGHTER	FI -3	FI	2	1	1.00	70,089.24	2,695.74	336.97	33.70	336.97	1200-08	13-Mar-2023	13-Mar-2023
009483	KIRKWOOD, ZACHARY S	1200-03-140	FIREFIGHTER	FI -3	FI	4	1	1.00	75,759.32	2,913.82	364.23	36.42	364.23	1200-08	21-Oct-2019	06-May-2023
010161	SIMONE, ANTHONY D	1200-03-142	FIREFIGHTER	FI -3	FI	2	1	1.00	70,089.24	2,695.74	336.97	33.70	336.97	1200-08	13-Mar-2023	13-Mar-2023
008775	SIMARD, GORDON	1200-03-143	FIREFIGHTER	FI -3	FI	4	1	1.00	75,759.32	2,913.82	364.23	36.42	364.23	1200-08	21-Nov-2016	09-Sep-2023
010251	NEWMAN, JEREMY	1200-03-144	FIREFIGHTER	FI -3	FI	1	1	1.00	67,385.50	2,591.75	323.97	32.40	323.97	1200-08	25-Mar-2024	25-Mar-2024
010244	GRENIER, MAURICE III	1200-03-145	FIREFIGHTER	FI -3	FI	1	1	1.00	67,385.50	2,591.75	323.97	32.40	323.97	1200-08	25-Mar-2024	25-Mar-2024
006232	SILVIA, KENNETH F	1200-03-146	FIREFIGHTER	FI -3	FI	4	1	1.00	75,759.32	2,913.82	364.23	36.42	364.23	1200-08	31-Jul-2006	31-Jul-2006
010245	HUELSMAN, NICHOLAS	1200-03-147	FIREFIGHTER	FI -3	FI	1	1	1.00	67,385.50	2,591.75	323.97	32.40	323.97	1200-08	25-Mar-2024	25-Mar-2024
010246	LAFAZIA, ARTHUR	1200-03-148	FIREFIGHTER	FI -3	FI	1	1	1.00	67,385.50	2,591.75	323.97	32.40	323.97	1200-08	25-Mar-2024	25-Mar-2024
009484	LANG, JOSEPH B	1200-03-149	FIREFIGHTER	FI -3	FI	4	1	1.00	75,759.32	2,913.82	364.23	36.42	364.23	1200-08	21-Oct-2019	21-Oct-2019
010247	LAVALLEE, CONOR	1200-03-150	FIREFIGHTER	FI -3	FI	1	1	1.00	67,385.50	2,591.75	323.97	32.40	323.97	1200-08	25-Mar-2024	25-Mar-2024
010249	MCLAUGHLIN, RYAN	1200-03-152	FIREFIGHTER	FI -3	FI	1	1	1.00	67,385.50	2,591.75	323.97	32.40	323.97	1200-08	25-Mar-2024	25-Mar-2024
006240	COLMAN, BRENDAN P	1200-03-153	FIREFIGHTER	FI -3	FI	4	1	1.00	75,759.32	2,913.82	364.23	36.42	364.23	1200-08	31-Jul-2006	31-Jul-2006
010252	PABIS, ADAM	1200-03-154	FIREFIGHTER	FI -3	FI	1	1	1.00	67,385.50	2,591.75	323.97	32.40	323.97	1200-08	25-Mar-2024	25-Mar-2024
010254	PODMASKA, JACOB	1200-03-155	FIREFIGHTER	FI -3	FI	1	1	1.00	67,385.50	2,591.75	323.97	32.40	323.97	1200-08	25-Mar-2024	25-Mar-2024
010255	POULIN, MATTHEW	1200-03-156	FIREFIGHTER	FI -3	FI	1	1	1.00	67,385.50	2,591.75	323.97	32.40	323.97	1200-08	25-Mar-2024	25-Mar-2024
010253	PLAYS, JARED	1200-03-157	FIREFIGHTER	FI -3	FI	1	1	1.00	67,385.50	2,591.75	323.97	32.40	323.97	1200-08	25-Mar-2024	25-Mar-2024
009919	WATERMAN, BRANDON	1200-03-158	FIREFIGHTER	FI -3	FI	4	1	1.00	75,759.32	2,913.82	364.23	36.42	364.23	1200-08	20-Sep-2021	20-Sep-2021
009101	NICHOLS, KATIE	1200-03-159	FIREFIGHTER	FI -3	FI	4	1	1.00	75,759.32	2,913.82	364.23	36.42	364.23	1200-08	05-Mar-2018	05-Mar-2018
010256	SCIESZKO, JAKE	1200-03-160	FIREFIGHTER	FI -3	FI	1	1	1.00	67,385.50	2,591.75	323.97	32.40	323.97	1200-08	25-Mar-2024	25-Mar-2024
006755	KNIGHT, KEVIN	1200-03-164	FIREFIGHTER	FI -3	FI	4	1	1.00	75,759.32	2,913.82	364.23	36.42	364.23	1200-08	08-Sep-2008	08-Sep-2008
010257	SCULLY, KYLE	1200-03-165	FIREFIGHTER	FI -3	FI	1	1	1.00	67,385.50	2,591.75	323.97	32.40	323.97	1200-08	25-Mar-2024	25-Mar-2024
006757	MUCCIO, DAVID	1200-03-166	FIREFIGHTER	FI -3	FI	4	1	1.00	75,759.32	2,913.82	364.23	36.42	364.23	1200-08	08-Sep-2008	08-Sep-2008
009485	ZAMBARANO, NICHOLAS L	1200-03-167	FIREFIGHTER	FI -3	FI	4	1	1.00	75,759.32	2,913.82	364.23	36.42	364.23	1200-08	21-Oct-2019	21-Oct-2019
009486	MORGAN, MICHAEL A	1200-03-168	FIREFIGHTER	FI -3	FI	4	1	1.00	75,759.32	2,913.82	364.23	36.42	364.23	1200-08	21-Oct-2019	21-Oct-2019
006810	RACINE, JAMES T	1200-03-170	FIREFIGHTER	FI -3	FI	4	1	1.00	75,759.32	2,913.82	364.23	36.42	364.23	1200-08	20-Sep-2008	20-Sep-2008
007382	CORDO, ANTHONY A	1200-03-171	FIREFIGHTER	FI -3	FI	4	1	1.00	75,759.32	2,913.82	364.23	36.42	364.23	1200-08	14-May-2012	14-May-2012
007381	THOMAS, JOHN J	1200-03-172	FIREFIGHTER	FI -3	FI	4	1	1.00	75,759.32	2,913.82	364.23	36.42	364.23	1200-08	14-May-2012	14-May-2012
007380	FRANCIS, JONATHAN P	1200-03-173	FIREFIGHTER	FI -3	FI	4	1	1.00	75,759.32	2,913.82	364.23	36.42	364.23	1200-08	14-May-2012	14-May-2012

City of Cranston
Current Month End
Employee Roster

Emp#	Name	Position#	Description	B U	Sch	Grade	Step	FTE	Annual Salary	Period Salary	Daily Salary	Hourly Rate	Per Diem Rate	*TimesheetGrp	OrigHireDt	PosHireDate
007379	BONNER, ADAM J	1200-03-174	FIREFIGHTER	FI -3	FI	4	1	1.00	75,759.32	2,913.82	364.23	36.42	364.23	1200-08	14-May-2012	14-May-2012
009481	KEACH, MASON T	1200-03-175	FIREFIGHTER	FI -3	FI	4	1	1.00	75,759.32	2,913.82	364.23	36.42	364.23	1200-08	21-Oct-2019	17-Nov-2024
009100	DEAN, GREGORY	1200-03-176	FIREFIGHTER	FI -3	FI	4	1	1.00	75,759.32	2,913.82	364.23	36.42	364.23	1200-08	05-Mar-2018	16-Feb-2024
007376	THIBEAULT, JAKE	1200-03-177	FIREFIGHTER	FI -3	FI	4	1	1.00	75,759.32	2,913.82	364.23	36.42	364.23	1200-08	14-May-2012	14-May-2012
007375	WARREN, JONATHAN A	1200-03-178	FIREFIGHTER	FI -3	FI	4	1	1.00	75,759.32	2,913.82	364.23	36.42	364.23	1200-08	14-May-2012	14-May-2012
007374	CABRAL, MICHAEL P	1200-03-179	FIREFIGHTER	FI -3	FI	4	1	1.00	75,759.32	2,913.82	364.23	36.42	364.23	1200-08	14-May-2012	14-May-2012
007373	LEVESQUE, MATTHEW D	1200-03-180	FIREFIGHTER	FI -3	FI	4	1	1.00	75,759.32	2,913.82	364.23	36.42	364.23	1200-08	14-May-2012	14-May-2012
008095	ADAM, NICHOLAS R	1200-03-181	FIREFIGHTER	FI -3	FI	4	1	1.00	75,759.32	2,913.82	364.23	36.42	364.23	1200-08	11-Feb-2013	11-Feb-2013
008097	BUCO, ERIC	1200-03-182	FIREFIGHTER	FI -3	FI	4	1	1.00	75,759.32	2,913.82	364.23	36.42	364.23	1200-08	11-Feb-2013	11-Feb-2013
008098	BUTEAU, ROLAND D	1200-03-183	FIREFIGHTER	FI -3	FI	4	1	1.00	75,759.32	2,913.82	364.23	36.42	364.23	1200-08	11-Feb-2013	11-Feb-2013
009487	NORTHUP, DAVID B	1200-03-184	FIREFIGHTER	FI -3	FI	4	1	1.00	75,759.32	2,913.82	364.23	36.42	364.23	1200-08	21-Oct-2019	21-Oct-2019
008100	CONNORS, PATRICK W	1200-03-185	FIREFIGHTER	FI -3	FI	4	1	1.00	75,759.32	2,913.82	364.23	36.42	364.23	1200-08	11-Feb-2013	11-Feb-2013
008101	DESROCHERS, CORY R	1200-03-186	FIREFIGHTER	FI -3	FI	4	1	1.00	75,759.32	2,913.82	364.23	36.42	364.23	1200-08	11-Feb-2013	11-Feb-2013
008102	DYER, PATRICK F	1200-03-187	FIREFIGHTER	FI -3	FI	4	1	1.00	75,759.32	2,913.82	364.23	36.42	364.23	1200-08	11-Feb-2013	11-Feb-2013
008790	DIMAIO, JUSTIN	1200-03-188	FIREFIGHTER	FI -3	FI	4	1	1.00	75,759.32	2,913.82	364.23	36.42	364.23	1200-08	21-Nov-2016	21-Nov-2016
008104	GODFRIN, NATHAN H	1200-03-189	FIREFIGHTER	FI -3	FI	4	1	1.00	75,759.32	2,913.82	364.23	36.42	364.23	1200-08	11-Feb-2013	11-Feb-2013
008105	HENRY, MASON	1200-03-190	FIREFIGHTER	FI -3	FI	4	1	1.00	75,759.32	2,913.82	364.23	36.42	364.23	1200-08	11-Feb-2013	11-Feb-2013
008106	HUTCHINGS, BRENDAN J	1200-03-191	FIREFIGHTER	FI -3	FI	4	1	1.00	75,759.32	2,913.82	364.23	36.42	364.23	1200-08	11-Feb-2013	11-Feb-2013
009922	SNOW, BRIAN	1200-03-192	FIREFIGHTER	FI -3	FI	4	1	1.00	75,759.32	2,913.82	364.23	36.42	364.23	1200-08	20-Sep-2021	20-Sep-2021
010259	SEYBOTH, CRAIG	1200-03-193	FIREFIGHTER	FI -3	FI	1	1	1.00	67,385.50	2,591.75	323.97	32.40	323.97	1200-08	25-Mar-2024	25-Mar-2024
008109	MALOUIN, ROBERT N JR	1200-03-194	FIREFIGHTER	FI -3	FI	4	1	1.00	75,759.32	2,913.82	364.23	36.42	364.23	1200-08	11-Feb-2013	11-Feb-2013
009102	EUELL, MARK	1200-03-195	FIREFIGHTER	FI -3	FI	4	1	1.00	75,759.32	2,913.82	364.23	36.42	364.23	1200-08	05-Mar-2018	05-Mar-2018
008952	FEELEY, MICHAEL W	1200-03-196	FIREFIGHTER	FI -3	FI	4	1	1.00	75,759.32	2,913.82	364.23	36.42	364.23	1200-08	21-Nov-2016	21-Nov-2016
	#Emps: 185 #Pos: 185															
009854	LEBLANC, RENE	1202-01-002	ASSISTANT RADIO OFFICER	CM -0	CM	28	5	1.00	74,715.73	2,873.68	287.37	41.05	287.37	1202-01	12-Jul-2021	12-Jul-2021
008531	RAINVILLE, ROBERT A	1202-01-003	PRINCIPAL CLERK	CM -0	CM	17	5	1.00	50,865.54	1,956.37	195.64	27.95	195.64	1202-01	06-Apr-2015	01-Aug-2022
007440	GIST, STACI A	1202-01-004	PRINCIPAL CLERK	CM -0	CM	17	7	1.00	54,313.35	2,088.98	208.90	29.84	208.90	1202-01	19-Jul-2012	19-Jul-2012
002774	COPPOTELLI, DEBORAH A	1202-01-005	DATA ENTRY TRANSCRIPTIC	CM -0	CM	16	8	1.00	53,687.45	2,064.90	206.49	29.50	206.49	1202-01	21-Oct-1982	21-Oct-1982
002990	MOLFESI, LINDA M	1202-01-006	DATA ENTRY TRANSCRIPTIC	CM -0	CM	16	8	1.00	53,687.45	2,064.90	206.49	29.50	206.49	1202-01	13-Jul-1992	13-Jul-1992
010033	DRAGER, KASSANDRA	1202-01-007	SENIOR CLERK	CM -0	CM	13	3	1.00	42,301.35	1,626.98	162.70	23.24	162.70	1202-01	06-Sep-2022	06-Sep-2022
001031	STICKEL, SANDRA	1202-01-008	SENIOR CLERK	CM -0	CM	13	8	1.00	48,874.28	1,879.78	187.98	26.85	187.98	1202-01	28-Jul-2003	28-Jul-2003
009540	CHAPMAN, LAURIE A	1202-01-010	SENIOR CLERK	CM -0	CM	13	6	1.00	46,290.79	1,780.42	178.04	25.43	178.04	1202-01	13-Jul-2020	13-Jul-2020
002238	CESARIO, SHERRI J	1202-01-011	SENIOR CLERK	CM -0	CM	13	8	1.00	48,874.28	1,879.78	187.98	26.85	187.98	1202-01	11-Feb-2003	11-Feb-2003
009853	BIANCHI, SUSANNA	1202-01-012	SENIOR CLERK	CM -0	CM	13	5	1.00	44,968.20	1,729.55	172.95	24.71	172.95	1202-01	06-Jul-2021	06-Jul-2021
005574	DUPERRY, SYLVIA	1202-01-013	SENIOR CLERK	CM -0	CM	13	8	1.00	48,874.28	1,879.78	187.98	26.85	187.98	1202-01	04-Aug-2003	04-Aug-2003
010227	POLAND, MARIAH J	1202-01-014	RADIO DISPATCHER	CM -1	DIS	19	2	1.00	49,760.10	1,913.85	191.39	25.52	191.39	1202-01	21-Dec-2023	21-Dec-2023
003487	DILORENZO JR, JOSEPH J	1202-01-015	RADIO DISPATCHER	CM -1	DIS	19	8	1.00	59,764.58	2,298.64	229.86	30.65	229.86	1202-01	01-Jul-1997	01-Jul-1997
009352	MALLOWES, JENNIFER	1202-01-016	RADIO DISPATCHER	CM -1	DIS	19	2	1.00	49,760.10	1,913.85	191.39	25.52	191.39	1202-01	19-Nov-2018	12-Jul-2024
010107	BURRELL, DYLAN P	1202-01-017	RADIO DISPATCHER	CM -1	DIS	19	3	1.00	51,386.01	1,976.39	197.64	26.35	197.64	1202-01	08-Nov-2022	08-Nov-2022
004522	CAMARA, PAUL G	1202-01-018	RADIO DISPATCHER	CM -1	DIS	19	8	1.00	59,764.58	2,298.64	229.86	30.65	229.86	1202-01	13-Dec-1999	13-Dec-1999
004880	VINACCO, BRIAN N	1202-01-019	RADIO DISPATCHER	CM -1	DIS	19	8	1.00	59,764.58	2,298.64	229.86	30.65	229.86	1202-01	25-Oct-2000	25-Oct-2000
005137	CAPARCO, LISA JEAN	1202-01-020	RADIO DISPATCHER	CM -1	DIS	19	8	1.00	59,764.58	2,298.64	229.86	30.65	229.86	1202-01	02-Jan-2002	02-Jan-2002
010502	AYANYAN, DEANNA	1202-01-021	RADIO DISPATCHER	CM -1	DIS	19	1	1.00	48,250.02	1,855.77	185.58	24.74	185.58	1202-01	28-Jan-2025	28-Jan-2025
010503	ESPINAL, LORANNY	1202-01-022	RADIO DISPATCHER	CM -1	DIS	19	1	1.00	48,250.02	1,855.77	185.58	24.74	185.58	1202-01	29-Jan-2025	29-Jan-2025
006652	PALMER, RYAN P	1202-01-023	RADIO DISPATCHER	CM -1	DIS	19	8	1.00	59,764.58	2,298.64	229.86	30.65	229.86	1202-01	12-May-2008	12-May-2008
006737	PAULEY, SEAN	1202-01-024	RADIO DISPATCHER	CM -1	DIS	19	8	1.00	59,764.58	2,298.64	229.86	30.65	229.86	1202-01	08-Sep-2008	08-Sep-2008
009976	ENOS, STEPHEN J	1202-01-025	RADIO DISPATCHER	CM -1	DIS	19	4	1.00	53,081.93	2,041.61	204.16	27.22	204.16	1202-01	20-Jun-2022	20-Jun-2022
010330	SABALLA, LEA	1202-01-026	RADIO DISPATCHER	CM -1	DIS	19	1	1.00	48,250.02	1,855.77	185.58	24.74	185.58	1202-01	05-Aug-2024	05-Aug-2024
006533	GOYETTE, CHRISTINE	1202-01-027	CLERK	CM -0	CM	10	6	1.00	42,301.35	1,626.98	162.70	23.24	162.70	1202-01	17-Oct-2016	17-Oct-2016
	#Emps: 25 #Pos: 25															
008385	WINQUIST, MICHAEL J	1202-09-001	COLONEL	AD -0	AD	50	5	1.00	135,668.07	5,218.00	521.80	65.23	521.80	1202-03	01-Oct-2014	01-Oct-2014
002939	QUIRK, ROBERT F	1202-09-002	MAJOR	PO -2	PO	9	1	1.00	136,673.68	5,256.68	525.67	70.09	525.67	1202-03	02-Jun-1986	26-Mar-2015
001646	PATALANO, TODD M	1202-09-003	MAJOR	PO -3	PO	9	1	1.00	136,673.68	5,256.68	525.67	70.09	525.67	1202-03	20-Nov-1995	26-Mar-2015

City of Cranston
Current Month End
Employee Roster

Emp#	Name	Position#	Description	B U	Sch	Grade	Step	FTE	Annual Salary	Period Salary	Daily Salary	Hourly Rate	Per Diem Rate	*TimesheetGrp	OrigHireDt	PosHireDate
005541	ROBERTSON, DONALD	1202-02-004	CAPTAIN	PO -3	PO	7	1	1.00	115,873.16	4,456.66	445.67	59.42	445.67	1202-03	10-Jul-2003	03-Jan-2025
004961	DUTRA, JUSTIN T	1202-02-005	CAPTAIN	PO -3	PO	7	1	1.00	115,873.16	4,456.66	445.67	59.42	445.67	1202-03	28-Mar-2001	20-Dec-2021
002457	MC ATEER, VINCENT M III	1202-02-006	CAPTAIN	PO -3	PO	7	1	1.00	115,873.16	4,456.66	445.67	59.42	445.67	1202-03	04-Mar-1996	17-Nov-2014
002271	CARNEVALE, GERARD A JR	1202-02-007	CAPTAIN	PO -3	PO	7	1	1.00	115,873.16	4,456.66	445.67	59.42	445.67	1202-03	22-Feb-1993	22-Feb-1993
002433	RICCI, CARL R JR	1202-02-008	CAPTAIN	PO -3	PO	7	1	1.00	115,873.16	4,456.66	445.67	59.42	445.67	1202-03	06-Jul-1993	06-Jul-1993
005532	PARKER, SEAN	1202-02-009	CAPTAIN	PO -3	PO	7	1	1.00	115,873.16	4,456.66	445.67	59.42	445.67	1202-03	10-Jul-2003	11-Sep-2017
001217	BROOKS, STEPHEN E	1202-02-010	LIEUTENANT	PO -2	PO	6	1	1.00	96,341.44	3,705.44	370.54	49.41	370.54	1202-03	06-Mar-1995	06-Mar-1995
003621	PEZZULLO, MICHAEL A	1202-02-011	LIEUTENANT	PO -3	PO	6	1	1.00	96,341.44	3,705.44	370.54	49.41	370.54	1202-03	15-Jul-1997	22-May-2015
005212	D'AMICO, BRIAN J.	1202-02-012	LIEUTENANT	PO -3	PO	6	1	1.00	96,341.44	3,705.44	370.54	49.41	370.54	1202-03	01-Jul-2002	31-Jan-2020
007300	SASSONE-MCHUGH, ANTHC	1202-02-013	LIEUTENANT	PO -3	PO	6	1	1.00	96,341.44	3,705.44	370.54	49.41	370.54	1202-03	18-Jul-2011	27-Apr-2024
005540	PARISEAULT, JON A	1202-02-015	LIEUTENANT	PO -3	PO	6	1	1.00	96,341.44	3,705.44	370.54	49.41	370.54	1202-03	10-Jul-2003	31-Jan-2022
005537	DYGON, JOSHUA K	1202-02-016	LIEUTENANT	PO -3	PO	6	1	1.00	96,341.44	3,705.44	370.54	49.41	370.54	1202-03	10-Jul-2003	29-Jan-2020
004262	NERI, DENNIS L	1202-02-017	LIEUTENANT	PO -3	PO	6	1	1.00	96,341.44	3,705.44	370.54	49.41	370.54	1202-03	18-Dec-1998	18-Dec-1998
006740	SHORE, RYAN	1202-02-018	LIEUTENANT	PO -3	PO	6	1	1.00	96,341.44	3,705.44	370.54	49.41	370.54	1202-03	12-Aug-2008	19-Jan-2016
000631	ANTONUCCI, KEVIN M	1202-02-019	SERGEANT	PO -3	PO	5	1	1.00	87,604.14	3,369.39	336.94	44.93	336.94	1202-03	21-May-1996	21-May-1996
005990	JOSEFSON, MATTHEW	1202-02-020	SERGEANT	PO -3	PO	5	1	1.00	87,604.14	3,369.39	336.94	44.93	336.94	1202-03	07-Mar-2005	24-Jul-2013
001711	PATNAUD, MICHAEL A	1202-02-021	SERGEANT	PO -3	PO	5	1	1.00	87,604.14	3,369.39	336.94	44.93	336.94	1202-03	09-Jul-1996	09-Jul-1996
001753	CHAPMAN, JEFFREY	1202-02-022	SERGEANT	PO -3	PO	5	1	1.00	87,604.14	3,369.39	336.94	44.93	336.94	1202-03	18-Dec-1998	18-Dec-1998
001132	BRUNO, GREGG	1202-02-023	SERGEANT	PO -3	PO	5	1	1.00	87,604.14	3,369.39	336.94	44.93	336.94	1202-03	21-May-1996	30-Nov-2021
005580	JUBINVILLE, DAVID C.	1202-02-024	SERGEANT	PO -3	PO	5	1	1.00	87,604.14	3,369.39	336.94	44.93	336.94	1202-03	30-Jul-2003	17-Nov-2014
006099	ESCOBAR, MITCHEL	1202-02-025	SERGEANT	PO -3	PO	5	1	1.00	87,604.14	3,369.39	336.94	44.93	336.94	1202-03	04-Aug-2005	03-Jan-2025
004506	SWEENEY, LORI ANN	1202-02-026	SERGEANT	PO -3	PO	5	1	1.00	87,604.14	3,369.39	336.94	44.93	336.94	1202-03	01-Nov-1999	01-Nov-1999
005346	DECOSTA, WAYNE A.	1202-02-027	SERGEANT	PO -3	PO	5	1	1.00	87,604.14	3,369.39	336.94	44.93	336.94	1202-03	01-Oct-2002	25-May-2024
005089	WELLER, GREGG M.	1202-02-028	SERGEANT	PO -3	PO	5	1	1.00	87,604.14	3,369.39	336.94	44.93	336.94	1202-03	25-Jul-2001	25-Jul-2001
005211	WHITMAN, MARK	1202-02-029	SERGEANT	PO -3	PO	5	1	1.00	87,604.14	3,369.39	336.94	44.93	336.94	1202-03	01-Jul-2002	01-Jul-2002
005209	PARISEAULT, THOMAS	1202-02-030	SERGEANT	PO -3	PO	5	1	1.00	87,604.14	3,369.39	336.94	44.93	336.94	1202-03	01-Jul-2002	01-Jun-2020
007391	PACCASASSI, TREMAYNE	1202-02-031	SERGEANT	PO -3	PO	5	1	1.00	87,604.14	3,369.39	336.94	44.93	336.94	1202-03	16-Jul-2012	07-Aug-2024
005341	CAMPOPIANO, MARK	1202-02-032	SERGEANT	PO -3	PO	5	1	1.00	87,604.14	3,369.39	336.94	44.93	336.94	1202-03	01-Oct-2002	02-Jan-2014
005536	BARTH, BRANDON	1202-02-033	SERGEANT	PO -3	PO	5	1	1.00	87,604.14	3,369.39	336.94	44.93	336.94	1202-03	10-Jul-2003	17-Nov-2014
008503	CORVESE, BRIAN L	1202-02-034	SERGEANT	PO -3	PO	5	1	1.00	87,604.14	3,369.39	336.94	44.93	336.94	1202-03	29-Dec-2014	23-Feb-2022
005763	TRINH, DENNIS	1202-02-035	SERGEANT	PO -3	PO	5	1	1.00	87,604.14	3,369.39	336.94	44.93	336.94	1202-03	26-Jul-2004	11-Sep-2017
005208	LECLERC, PETER-JOHN	1202-02-036	SERGEANT	PO -3	PO	5	1	1.00	87,604.14	3,369.39	336.94	44.93	336.94	1202-03	01-Jul-2002	31-Jan-2022
007301	AFONSO, JOSE	1202-02-037	SERGEANT	PO -3	PO	5	1	1.00	87,604.14	3,369.39	336.94	44.93	336.94	1202-03	18-Jul-2011	21-Jul-2023
009924	SCHIAPPA, MICHAEL A	1202-02-038	POLICE OFFICER	PO -3	PO	4	1	1.00	80,342.34	3,090.09	309.01	41.20	309.01	1202-03	13-Sep-2021	13-Sep-2021
009455	SPARKS, SEAN D	1202-02-039	POLICE OFFICER	PO -3	PO	4	1	1.00	80,342.34	3,090.09	309.01	41.20	309.01	1202-03	17-Jul-2019	17-Jul-2019
000565	POWERS, DUC	1202-02-040	POLICE OFFICER	PO -3	PO	4	1	1.00	80,342.34	3,090.09	309.01	41.20	309.01	1202-03	04-Mar-1996	04-Mar-1996
000625	BESSETTE, PAUL E JR	1202-02-041	POLICE OFFICER	PO -3	PO	4	1	1.00	80,342.34	3,090.09	309.01	41.20	309.01	1202-03	09-Jul-1996	09-Jul-1996
009856	BROTHERS, BRIAN P	1202-02-042	POLICE OFFICER	PO -3	PO	4	1	1.00	80,342.34	3,090.09	309.01	41.20	309.01	1202-03	06-Jul-2021	06-Jul-2021
000958	JANSON, MICHAEL J	1202-02-043	POLICE OFFICER	PO -3	PO	4	1	1.00	80,342.34	3,090.09	309.01	41.20	309.01	1202-03	07-Jan-1991	07-Jan-1991
009454	DE TROIA, NICHOLAS S	1202-02-044	POLICE OFFICER	PO -3	PO	4	1	1.00	80,342.34	3,090.09	309.01	41.20	309.01	1202-03	17-Jul-2019	17-Jul-2019
001024	CIPALONE, GLENN	1202-02-045	POLICE OFFICER	PO -3	PO	4	1	1.00	80,342.34	3,090.09	309.01	41.20	309.01	1202-03	23-Aug-1993	23-Aug-1993
010492	ARABY, COLE	1202-02-046	POLICE OFFICER	PO -3	PO	1	1	1.00	57,629.26	2,216.51	221.65	29.55	221.65	1202-03	03-Jan-2025	03-Jan-2025
010228	ALEXANDER, KENNETH	1202-02-047	POLICE OFFICER	PO -3	PO	3	1	1.00	66,281.02	2,549.27	254.93	33.99	254.93	1202-03	08-Jan-2024	08-Jan-2024
008963	COMELLA, ANDREA P	1202-02-048	POLICE OFFICER	PO -3	PO	4	1	1.00	80,342.34	3,090.09	309.01	41.20	309.01	1202-03	20-Dec-2016	20-Dec-2016
001901	BACCARI, ERIK	1202-02-049	POLICE OFFICER	PO -3	PO	4	1	1.00	80,342.34	3,090.09	309.01	41.20	309.01	1202-03	09-Jul-1996	09-Jul-1996
008288	BURKE, BRENDAN	1202-02-050	POLICE OFFICER	PO -3	PO	4	1	1.00	80,342.34	3,090.09	309.01	41.20	309.01	1202-03	14-Jul-2014	14-Jul-2014
010229	HIGGINS, KYLE N	1202-02-051	POLICE OFFICER	PO -3	PO	3	1	1.00	66,281.02	2,549.27	254.93	33.99	254.93	1202-03	08-Jan-2024	08-Jan-2024
010331	DEFRUSCIO, RYAN	1202-02-052	POLICE OFFICER	PO -3	PO	1	1	1.00	57,629.26	2,216.51	221.65	29.55	221.65	1202-03	05-Aug-2024	05-Aug-2024
009503	MORIARTY, RYAN W	1202-02-053	POLICE OFFICER	PO -3	PO	4	1	1.00	80,342.34	3,090.09	309.01	41.20	309.01	1202-03	20-Dec-2019	20-Dec-2019
002458	CARDONE, JOHN E	1202-02-054	POLICE OFFICER	PO -3	PO	4	1	1.00	80,342.34	3,090.09	309.01	41.20	309.01	1202-03	21-May-1996	21-May-1996
008289	CLIFFORD, MARK P	1202-02-055	POLICE OFFICER	PO -3	PO	4	1	1.00	80,342.34	3,090.09	309.01	41.20	309.01	1202-03	14-Jul-2014	14-Jul-2014
008680	BROWN, JOSHUA R	1202-02-056	POLICE OFFICER	PO -3	PO	4	1	1.00	80,342.34	3,090.09	309.01	41.20	309.01	1202-03	23-May-2016	23-May-2016
002967	TORTORELLA, ROBERT W	1202-02-057	POLICE OFFICER	PO -3	PO	4	1	1.00	80,342.34	3,090.09	309.01	41.20	309.01	1202-03	01-Nov-1993	01-Nov-1993
003058	LINDSAY, ROBERT A	1202-02-058	POLICE OFFICER	PO -3	PO	4	1	1.00	80,342.34	3,090.09	309.01	41.20	309.01	1202-03	11-Jul-1994	11-Jul-1994
003078	SALVATORE, DONALD K JR	1202-02-059	POLICE OFFICER	PO -3	PO	4	1	1.00	80,342.34	3,090.09	309.01	41.20	309.01	1202-03	01-Mar-2001	01-Mar-2001

City of Cranston
Current Month End
Employee Roster

Emp#	Name	Position#	Description	B U	Sch	Grade	Step	FTE	Annual Salary	Period Salary	Daily Salary	Hourly Rate	Per Diem Rate	*TimesheetGrp	OrigHireDt	PosHireDate
003257	HENSELER, WARREN P	1202-02-060	POLICE OFFICER	PO -3	PO	4	1	1.00	80,342.34	3,090.09	309.01	41.20	309.01	1202-03	04-Mar-1996	04-Mar-1996
009360	DIAZ, ALBERTO M	1202-02-061	POLICE OFFICER	PO -3	PO	4	1	1.00	80,342.34	3,090.09	309.01	41.20	309.01	1202-03	02-Jan-2019	02-Jan-2019
010230	DIORIO, MICHAEL	1202-02-062	POLICE OFFICER	PO -3	PO	3	1	1.00	66,281.02	2,549.27	254.93	33.99	254.93	1202-03	08-Jan-2024	08-Jan-2024
003739	DAVIS, MATTHEW M	1202-02-063	POLICE OFFICER	PO -3	PO	4	1	1.00	80,342.34	3,090.09	309.01	41.20	309.01	1202-03	25-Mar-1998	25-Mar-1998
004259	GRASSO, ROBERT J	1202-02-064	POLICE OFFICER	PO -3	PO	4	1	1.00	80,342.34	3,090.09	309.01	41.20	309.01	1202-03	18-Dec-1998	18-Dec-1998
004263	CAHILL, JAIME S	1202-02-065	POLICE OFFICER	PO -3	PO	4	1	1.00	80,342.34	3,090.09	309.01	41.20	309.01	1202-03	04-Jan-1999	04-Jan-1999
004326	FUOROLI, RONALD J	1202-02-066	POLICE OFFICER	PO -3	PO	4	1	1.00	80,342.34	3,090.09	309.01	41.20	309.01	1202-03	05-May-1999	05-May-1999
004590	PEZZULLO, LOUIS J JR	1202-02-067	POLICE OFFICER	PO -3	PO	4	1	1.00	80,342.34	3,090.09	309.01	41.20	309.01	1202-03	08-May-2000	08-May-2000
010231	PATALANO, JUSTIN	1202-02-068	POLICE OFFICER	PO -3	PO	3	1	1.00	66,281.02	2,549.27	254.93	33.99	254.93	1202-03	08-Jan-2024	08-Jan-2024
005120	TIRRELL, DAVID R.	1202-02-069	POLICE OFFICER	PO -3	PO	4	1	1.00	80,342.34	3,090.09	309.01	41.20	309.01	1202-03	19-Oct-2001	19-Oct-2001
010232	REARDON, AIDAN R	1202-02-070	POLICE OFFICER	PO -3	PO	3	1	1.00	66,281.02	2,549.27	254.93	33.99	254.93	1202-03	08-Jan-2024	08-Jan-2024
009892	FROST, JACOB J	1202-02-071	POLICE OFFICER	PO -3	PO	4	1	1.00	80,342.34	3,090.09	309.01	41.20	309.01	1202-03	26-Jul-2021	26-Jul-2021
008220	HENRY, RUSSELL III	1202-02-072	POLICE OFFICER	PO -3	PO	4	1	1.00	80,342.34	3,090.09	309.01	41.20	309.01	1202-03	30-Dec-2013	30-Dec-2013
009507	ROCCHIO, MICHAEL J	1202-02-073	POLICE OFFICER	PO -3	PO	4	1	1.00	80,342.34	3,090.09	309.01	41.20	309.01	1202-03	27-Jul-2020	27-Jul-2020
005227	DISANO, KAREN	1202-02-074	POLICE OFFICER	PO -3	PO	4	1	1.00	80,342.34	3,090.09	309.01	41.20	309.01	1202-03	16-Jul-2002	16-Jul-2002
009090	JAWORKSI, JAMES	1202-02-075	POLICE OFFICER	PO -3	PO	4	1	1.00	80,342.34	3,090.09	309.01	41.20	309.01	1202-03	05-Feb-2018	05-Feb-2018
005342	PINELLI, BRIAN C.	1202-02-076	POLICE OFFICER	PO -3	PO	4	1	1.00	80,342.34	3,090.09	309.01	41.20	309.01	1202-03	01-Oct-2002	01-Oct-2002
005343	DENNENY, KEVIN	1202-02-077	POLICE OFFICER	PO -3	PO	4	1	1.00	80,342.34	3,090.09	309.01	41.20	309.01	1202-03	01-Oct-2002	01-Oct-2002
008291	LANG, STEPHEN B	1202-02-078	POLICE OFFICER	PO -3	PO	4	1	1.00	80,342.34	3,090.09	309.01	41.20	309.01	1202-03	14-Jul-2014	14-Jul-2014
010319	SNOWLING, NICHOLAS	1202-02-079	POLICE OFFICER	PO -3	PO	1	1	1.00	57,629.26	2,216.51	221.65	29.55	221.65	1202-03	29-Jun-2024	29-Jun-2024
005347	ARRUDA, EDWARD R.	1202-02-080	POLICE OFFICER	PO -3	PO	4	1	1.00	80,342.34	3,090.09	309.01	41.20	309.01	1202-03	01-Oct-2002	01-Oct-2002
005348	IACONE, MICHAEL	1202-02-081	POLICE OFFICER	PO -3	PO	4	1	1.00	80,342.34	3,090.09	309.01	41.20	309.01	1202-03	07-Oct-2002	07-Oct-2002
005433	DI MEO, DEREK	1202-02-082	POLICE OFFICER	PO -3	PO	4	1	1.00	80,342.34	3,090.09	309.01	41.20	309.01	1202-03	02-Jan-2003	02-Jan-2003
005434	DEMPSEY, DANIEL P.	1202-02-083	POLICE OFFICER	PO -3	PO	4	1	1.00	80,342.34	3,090.09	309.01	41.20	309.01	1202-03	02-Jan-2003	02-Jan-2003
005435	CARAMANTE, MICHAEL	1202-02-084	POLICE OFFICER	PO -3	PO	4	1	1.00	80,342.34	3,090.09	309.01	41.20	309.01	1202-03	02-Jan-2003	02-Jan-2003
005436	SANTAGATA, ROBERT A.	1202-02-085	POLICE OFFICER	PO -3	PO	4	1	1.00	80,342.34	3,090.09	309.01	41.20	309.01	1202-03	02-Jan-2003	02-Jan-2003
005437	WHEATLEY, JAMESON	1202-02-086	POLICE OFFICER	PO -3	PO	4	1	1.00	80,342.34	3,090.09	309.01	41.20	309.01	1202-03	02-Jan-2003	02-Jan-2003
008501	MC COY, PATRICK J	1202-02-087	POLICE OFFICER	PO -3	PO	4	1	1.00	80,342.34	3,090.09	309.01	41.20	309.01	1202-03	19-Dec-2014	19-Dec-2014
005535	IMONDI, ALBION W.	1202-02-088	POLICE OFFICER	PO -3	PO	4	1	1.00	80,342.34	3,090.09	309.01	41.20	309.01	1202-03	10-Jul-2003	10-Jul-2003
010024	JOHNSTON, PETER	1202-02-089	POLICE OFFICER	PO -3	PO	4	1	1.00	80,342.34	3,090.09	309.01	41.20	309.01	1202-03	01-Aug-2022	01-Aug-2022
005539	LECLERC, ERIC	1202-02-090	POLICE OFFICER	PO -3	PO	4	1	1.00	80,342.34	3,090.09	309.01	41.20	309.01	1202-03	10-Jul-2003	10-Jul-2003
009077	ANDRADE, DANA J	1202-02-091	POLICE OFFICER	PO -3	PO	4	1	1.00	80,342.34	3,090.09	309.01	41.20	309.01	1202-03	02-Jan-2018	02-Jan-2018
008504	VIENS, RYAN P	1202-02-092	POLICE OFFICER	PO -3	PO	4	1	1.00	80,342.34	3,090.09	309.01	41.20	309.01	1202-03	29-Dec-2014	29-Dec-2014
005593	O'DONNELL, SHANE P.	1202-02-093	POLICE OFFICER	PO -3	PO	4	1	1.00	80,342.34	3,090.09	309.01	41.20	309.01	1202-03	10-Oct-2003	10-Oct-2003
008615	TROIANO, MICHAEL A	1202-02-094	POLICE OFFICER	PO -3	PO	4	1	1.00	80,342.34	3,090.09	309.01	41.20	309.01	1202-03	28-Dec-2015	28-Dec-2015
005760	BOUCHER, DAVID M.	1202-02-095	POLICE OFFICER	PO -3	PO	4	1	1.00	80,342.34	3,090.09	309.01	41.20	309.01	1202-03	26-Jul-2004	26-Jul-2004
005761	BAGSHAW, NATHAN	1202-02-096	POLICE OFFICER	PO -3	PO	4	1	1.00	80,342.34	3,090.09	309.01	41.20	309.01	1202-03	26-Jul-2004	26-Jul-2004
005762	LEE, DANIEL	1202-02-097	POLICE OFFICER	PO -3	PO	4	1	1.00	80,342.34	3,090.09	309.01	41.20	309.01	1202-03	26-Jul-2004	26-Jul-2004
009080	PENTO, JOSHUA T	1202-02-098	POLICE OFFICER	PO -3	PO	4	1	1.00	80,342.34	3,090.09	309.01	41.20	309.01	1202-03	02-Jan-2018	02-Jan-2018
005952	ROCCHIO, JOHN P.	1202-02-099	POLICE OFFICER	PO -3	PO	4	1	1.00	80,342.34	3,090.09	309.01	41.20	309.01	1202-03	23-Nov-2004	23-Nov-2004
005973	NELSON, JONATHAN A.	1202-02-100	POLICE OFFICER	PO -3	PO	4	1	1.00	80,342.34	3,090.09	309.01	41.20	309.01	1202-03	28-Jan-2005	28-Jan-2005
005974	SANCHEZ, SALVADOR JR	1202-02-101	POLICE OFFICER	PO -3	PO	4	1	1.00	80,342.34	3,090.09	309.01	41.20	309.01	1202-03	28-Jan-2005	28-Jan-2005
005989	FISH, DARYL	1202-02-102	POLICE OFFICER	PO -3	PO	4	1	1.00	80,342.34	3,090.09	309.01	41.20	309.01	1202-03	07-Mar-2005	07-Mar-2005
010233	TROMBINO, BETHANY L	1202-02-103	POLICE OFFICER	PO -3	PO	3	1	1.00	66,281.02	2,549.27	254.93	33.99	254.93	1202-03	08-Jan-2024	08-Jan-2024
005991	BRAGA, DERIK	1202-02-104	POLICE OFFICER	PO -3	PO	4	1	1.00	80,342.34	3,090.09	309.01	41.20	309.01	1202-03	07-Mar-2005	07-Mar-2005
005992	SKODRAS, ROBERT J	1202-02-105	POLICE OFFICER	PO -3	PO	4	1	1.00	80,342.34	3,090.09	309.01	41.20	309.01	1202-03	07-Mar-2005	07-Mar-2005
006011	BABCOCK, RANDALL G	1202-02-106	POLICE OFFICER	PO -3	PO	4	1	1.00	80,342.34	3,090.09	309.01	41.20	309.01	1202-03	23-May-2005	23-May-2005
006012	NERI, REBEKAH R.	1202-02-107	POLICE OFFICER	PO -3	PO	4	1	1.00	80,342.34	3,090.09	309.01	41.20	309.01	1202-03	23-May-2005	23-May-2005
009855	COOPER, KAYLEIGH	1202-02-108	POLICE OFFICER	PO -3	PO	4	1	1.00	80,342.34	3,090.09	309.01	41.20	309.01	1202-03	06-Jul-2021	06-Jul-2021
010332	MCCUTCHEON, KYLE	1202-02-110	POLICE OFFICER	PO -3	PO	1	1	1.00	57,629.26	2,216.51	221.65	29.55	221.65	1202-03	05-Aug-2024	05-Aug-2024
008725	MCINTYRE, LEONARD J	1202-02-111	POLICE OFFICER	PO -3	PO	4	1	1.00	80,342.34	3,090.09	309.01	41.20	309.01	1202-03	13-Jul-2016	13-Jul-2016
009078	BURNS, ZACHARY T	1202-02-112	POLICE OFFICER	PO -3	PO	4	1	1.00	80,342.34	3,090.09	309.01	41.20	309.01	1202-03	02-Jan-2018	02-Jan-2018
006161	ALDRICH, SETH	1202-02-113	POLICE OFFICER	PO -3	PO	4	1	1.00	80,342.34	3,090.09	309.01	41.20	309.01	1202-03	13-Mar-2006	13-Mar-2006
006162	DIMBLEBY, RYAN	1202-02-114	POLICE OFFICER	PO -3	PO	4	1	1.00	80,342.34	3,090.09	309.01	41.20	309.01	1202-03	13-Mar-2006	13-Mar-2006
006249	BOLDUC, CHRISTINE D	1202-02-115	POLICE OFFICER	PO -3	PO	4	1	1.00	80,342.34	3,090.09	309.01	41.20	309.01	1202-03	15-Aug-2006	15-Aug-2006

City of Cranston
Current Month End
Employee Roster

Emp#	Name	Position#	Description	B U	Sch	Grade	Step	FTE	Annual Salary	Period Salary	Daily Salary	Hourly Rate	Per Diem Rate	*TimesheetGrp	OrigHireDt	PosHireDate
006250	HARDY, JARED	1202-02-116	POLICE OFFICER	PO -3	PO	4	1	1.00	80,342.34	3,090.09	309.01	41.20	309.01	1202-03	15-Aug-2006	15-Aug-2006
006251	CARROLL, KIM MARIE	1202-02-117	POLICE OFFICER	PO -3	PO	4	1	1.00	80,342.34	3,090.09	309.01	41.20	309.01	1202-03	15-Aug-2006	15-Aug-2006
008174	SCOTTI, BRANDON M	1202-02-118	POLICE OFFICER	PO -3	PO	4	1	1.00	80,342.34	3,090.09	309.01	41.20	309.01	1202-03	15-Jul-2013	15-Jul-2013
006644	MACHADO, JEREMY	1202-02-119	POLICE OFFICER	PO -3	PO	4	1	1.00	80,342.34	3,090.09	309.01	41.20	309.01	1202-03	17-Mar-2008	17-Mar-2008
006645	QUARANTO, JONATHAN J	1202-02-120	POLICE OFFICER	PO -3	PO	4	1	1.00	80,342.34	3,090.09	309.01	41.20	309.01	1202-03	17-Mar-2008	17-Mar-2008
006738	DETROIA, DYANNA	1202-02-121	POLICE OFFICER	PO -3	PO	4	1	1.00	80,342.34	3,090.09	309.01	41.20	309.01	1202-03	12-Aug-2008	12-Aug-2008
009079	LYNCH, SHANE W	1202-02-122	POLICE OFFICER	PO -3	PO	4	1	1.00	80,342.34	3,090.09	309.01	41.20	309.01	1202-03	02-Jan-2018	02-Jan-2018
008721	LANGLAIS, DANIEL	1202-02-123	POLICE OFFICER	PO -3	PO	4	1	1.00	80,342.34	3,090.09	309.01	41.20	309.01	1202-03	13-Jul-2016	13-Jul-2016
006911	DUCLOS, BRADFORD C	1202-02-124	POLICE OFFICER	PO -3	PO	4	1	1.00	80,342.34	3,090.09	309.01	41.20	309.01	1202-03	01-Dec-2008	01-Dec-2008
006912	LA PLUME, PAUL J II	1202-02-125	POLICE OFFICER	PO -3	PO	4	1	1.00	80,342.34	3,090.09	309.01	41.20	309.01	1202-03	01-Dec-2008	01-Dec-2008
008502	O'LEARY, STEVEN	1202-02-127	POLICE OFFICER	PO -3	PO	4	1	1.00	80,342.34	3,090.09	309.01	41.20	309.01	1202-03	29-Dec-2014	29-Dec-2014
006915	REIS, MALLORY Y	1202-02-128	POLICE OFFICER	PO -3	PO	4	1	1.00	80,342.34	3,090.09	309.01	41.20	309.01	1202-03	01-Dec-2008	01-Dec-2008
008723	LAVEY, THOMAS	1202-02-129	POLICE OFFICER	PO -3	PO	4	1	1.00	80,342.34	3,090.09	309.01	41.20	309.01	1202-03	13-Jul-2016	13-Jul-2016
007297	MANZOTTI, ROSS	1202-02-130	POLICE OFFICER	PO -3	PO	4	1	1.00	80,342.34	3,090.09	309.01	41.20	309.01	1202-03	18-Jul-2011	18-Jul-2011
007298	MASTRATI, JOHN	1202-02-131	POLICE OFFICER	PO -3	PO	4	1	1.00	80,342.34	3,090.09	309.01	41.20	309.01	1202-03	18-Jul-2011	18-Jul-2011
007299	HARDY, ASHLEY	1202-02-132	POLICE OFFICER	PO -3	PO	4	1	1.00	80,342.34	3,090.09	309.01	41.20	309.01	1202-03	18-Jul-2011	18-Jul-2011
008726	MURRAY, JAMES P	1202-02-133	POLICE OFFICER	PO -3	PO	4	1	1.00	80,342.34	3,090.09	309.01	41.20	309.01	1202-03	13-Jul-2016	13-Jul-2016
009464	LOPEZ, CHAVELLE	1202-02-134	POLICE OFFICER	PO -3	PO	1	1	1.00	57,629.26	2,216.51	221.65	29.55	221.65	1202-03	16-Sep-2019	05-Aug-2024
007347	COLLADO, LUIS A	1202-02-135	POLICE OFFICER	PO -3	PO	4	1	1.00	80,342.34	3,090.09	309.01	41.20	309.01	1202-03	03-Jan-2012	03-Jan-2012
007348	KORKUC, ANDREW B	1202-02-136	POLICE OFFICER	PO -3	PO	4	1	1.00	80,342.34	3,090.09	309.01	41.20	309.01	1202-03	03-Jan-2012	03-Jan-2012
010493	FLETCHER, RYAN	1202-02-137	POLICE OFFICER	PO -3	PO	1	1	1.00	57,629.26	2,216.51	221.65	29.55	221.65	1202-03	03-Jan-2025	03-Jan-2025
007350	ROBBINS, BRETTON T	1202-02-138	POLICE OFFICER	PO -3	PO	4	1	1.00	80,342.34	3,090.09	309.01	41.20	309.01	1202-03	03-Jan-2012	03-Jan-2012
009923	NOLAN, MICHAEL T	1202-02-139	POLICE OFFICER	PO -3	PO	4	1	1.00	80,342.34	3,090.09	309.01	41.20	309.01	1202-03	13-Sep-2021	13-Sep-2021
007390	LECLAIR, CHRISTOPHER	1202-02-140	POLICE OFFICER	PO -3	PO	4	1	1.00	80,342.34	3,090.09	309.01	41.20	309.01	1202-03	16-Jul-2012	16-Jul-2012
007392	SMITH, AUSTIN	1202-02-142	POLICE OFFICER	PO -3	PO	4	1	1.00	80,342.34	3,090.09	309.01	41.20	309.01	1202-03	16-Jul-2012	16-Jul-2012
007393	O'MALLEY, PATRICK	1202-02-143	POLICE OFFICER	PO -3	PO	4	1	1.00	80,342.34	3,090.09	309.01	41.20	309.01	1202-03	16-Jul-2012	16-Jul-2012
007394	CRAGIN, DAVID	1202-02-144	POLICE OFFICER	PO -3	PO	4	1	1.00	80,342.34	3,090.09	309.01	41.20	309.01	1202-03	16-Jul-2012	16-Jul-2012
007395	DAGNESE, JASON	1202-02-145	POLICE OFFICER	PO -3	PO	4	1	1.00	80,342.34	3,090.09	309.01	41.20	309.01	1202-03	16-Jul-2012	16-Jul-2012
007396	DAVIS, BRENDA	1202-02-146	POLICE OFFICER	PO -3	PO	4	1	1.00	80,342.34	3,090.09	309.01	41.20	309.01	1202-03	16-Jul-2012	16-Jul-2012
008172	BELLEVUE, MARDOCHEE	1202-02-147	POLICE OFFICER	PO -3	PO	4	1	1.00	80,342.34	3,090.09	309.01	41.20	309.01	1202-03	15-Jul-2013	15-Jul-2013
008169	MASON, JOSHUA	1202-02-148	POLICE OFFICER	PO -3	PO	4	1	1.00	80,342.34	3,090.09	309.01	41.20	309.01	1202-03	15-Jul-2013	15-Jul-2013
008086	LAQUALE, ANTHONY J	1202-02-149	POLICE OFFICER	PO -3	PO	4	1	1.00	80,342.34	3,090.09	309.01	41.20	309.01	1202-03	20-Dec-2012	20-Dec-2012
008171	MEDEIROS, BRENTON L	1202-02-151	POLICE OFFICER	PO -3	PO	4	1	1.00	80,342.34	3,090.09	309.01	41.20	309.01	1202-03	15-Jul-2013	15-Jul-2013
008964	MAIONE, ROBERT JR	1202-02-153	POLICE OFFICER	PO -3	PO	4	1	1.00	80,342.34	3,090.09	309.01	41.20	309.01	1202-03	20-Dec-2016	20-Dec-2016
	#Emps: 147 #Pos: 147															
008520	BOUDREAUX, SHELBY M	1203-01-001	SUPERVISOR OF ANIMAL C(	CM -0	CM	26	4	1.00	66,932.14	2,574.31	257.43	36.78	257.43	1203-01	06-Jun-2022	06-Jun-2022
009498	BROTHERS, SEAN F	1203-01-002	ANIMAL CONTROL OFFICER	CM -0	CM	20	6	1.00	58,129.53	2,235.75	223.58	31.94	223.58	1203-07	09-Dec-2019	09-Dec-2019
010103	GARZONE, LEANNE	1203-01-003	ANIMAL CONTROL OFFICER	CM -0	CM	20	3	1.00	52,557.05	2,021.43	202.14	28.88	202.14	1203-01	08-Oct-2022	08-Oct-2022
008600	CIOFFI, COLE	1203-01-004	KENNEL CUSTODIAN/ADOPT	CM -0	CM	18	4	1.00	50,865.54	1,956.37	195.64	27.95	195.64	1203-07	05-Jul-2022	05-Jul-2022
	#Emps: 4 #Pos: 4															
004252	LAQUALE, DAVID M	1300-01-002	RODENT CONTROL COORDI	CM -0	CM	26	8	1.00	75,846.50	2,917.17	291.72	41.67	291.72	1300-01	30-Nov-1998	12-Apr-2021
009190	BUCCI, ANJELICA	1300-01-003	SENIOR CLERK	CM -0	CM	13	1	1.00	40,046.73	1,540.26	154.03	22.00	154.03	1300-01	12-Sep-2018	16-Sep-2024
	#Emps: 2 #Pos: 2															
006600	MULCAHY, STEPHEN	1301-01-001	TRAFFIC ENGINEER	CM -0	CM	34	8	1.00	103,078.98	3,964.58	396.46	56.64	396.46	1301-01	09-Oct-2007	11-Aug-2015
	#Emps: 1 #Pos: 1															
006923	CORSO, JOHN M	1302-01-007	HIGHWAY MAINT. SUPERINT	CM -2	CM	32	8	1.00	95,679.09	3,679.97	368.00	49.07	368.00	1302-01	06-Jan-2009	09-Jul-2020
005744	BAILEY, JEAN	1302-01-001	PRINCIPAL CLERK	CM -0	CM	17	8	1.00	55,443.57	2,132.45	213.24	30.46	213.24	1302-01	06-Jul-2004	06-Jul-2004
002279	DELFINO, KENNETH P	1302-01-003	FOREPERSON	CM -2	CM	9	7	1.00	67,035.74	2,578.30	257.83	34.38	257.83	1302-17	28-Mar-1988	28-Mar-1988
008390	CELLETTI, ROCCO M	1302-01-004	FOREPERSON	CM -2	CM	9	5	1.00	63,605.49	2,446.37	244.64	32.62	244.64	1302-17	03-Nov-2014	15-Jan-2022
002946	CROFT, LEONARD J	1302-01-005	FOREPERSON	CM -2	CM	9	7	1.00	67,035.74	2,578.30	257.83	34.38	257.83	1302-17	22-Jan-1996	22-Jan-1996

City of Cranston
Current Month End
Employee Roster

Emp#	Name	Position#	Description	B U	Sch	Grade	Step	FTE	Annual Salary	Period Salary	Daily Salary	Hourly Rate	Per Diem Rate	*TimesheetGrp	OrigHireDt	PosHireDate
004716	VOLPI, MATTHEW	1302-05-008	PRINCIPAL TRAFFIC SAFETY	LI -0	LI	8	7	1.00	62,463.23	2,402.43	240.24	30.03	240.24	1302-17	26-Jun-2000	20-Jul-2020
006140	ALPAIO, DONALD	1302-05-009	GARAGE CLERK	LI -0	LI	5	7	1.00	58,803.26	2,261.66	226.17	28.27	226.17	1302-17	03-Jan-2006	02-Apr-2018
000094	MONICO, THOMAS	1302-05-010	LABOR EQUIPMENT OPERA	LI -0	LI	5	7	1.00	58,803.26	2,261.66	226.17	28.27	226.17	1302-17	05-Nov-1991	05-Nov-1991
008516	CAPUANO, DANIEL	1302-05-013	LABOR EQUIPMENT OPERA	LI -0	LI	5	7	1.00	58,803.26	2,261.66	226.17	28.27	226.17	1302-17	12-Jan-2015	25-Sep-2017
010283	ROSSI, MICHAEL	1302-05-014	LABOR EQUIPMENT OPERA	LI -0	LI	5	2	1.00	53,674.19	2,064.39	206.44	25.80	206.44	1302-17	03-Jun-2024	03-Jun-2024
010260	WHITELEY, THEODORE IV	1302-05-015	LABOR EQUIPMENT OPERA	LI -0	LI	5	1	1.00	52,742.77	2,028.57	202.86	25.36	202.86	1302-17	25-Mar-2024	16-Dec-2024
008535	CONTE, DENNIS F JR	1302-05-016	MASON	LI -0	LI	5	6	1.00	58,257.06	2,240.66	224.07	28.01	224.07	1302-17	18-May-2015	18-May-2015
006253	BAILEY, ROBERT	1302-05-017	TRAFFIC SAFETY TECHNICI	LI -0	LI	5	7	1.00	58,803.26	2,261.66	226.17	28.27	226.17	1302-17	28-Aug-2006	03-Aug-2020
008119	NARDOLILLO, JOHN L JR	1302-05-018	LIGHT EQUIP. OPERATOR	LI -0	LI	3	6	1.00	55,965.52	2,152.52	215.25	26.91	215.25	1302-17	18-Mar-2013	07-Oct-2013
001174	DEMAIO, MICHAEL	1302-05-019	LIGHT EQUIP. OPERATOR	LI -0	LI	3	7	1.00	56,511.94	2,173.54	217.35	27.17	217.35	1302-17	04-Nov-1991	04-Nov-1991
009068	TUIROK, DANIEL E	1302-05-020	LIGHT EQUIP. OPERATOR	LI -0	LI	3	6	1.00	55,965.52	2,152.52	215.25	26.91	215.25	1302-17	20-Nov-2017	06-Aug-2018
008391	DIFAZIO, ANGELO	1302-05-021	LIGHT EQUIP. OPERATOR	LI -0	LI	3	6	1.00	55,965.52	2,152.52	215.25	26.91	215.25	1302-17	03-Nov-2014	26-Feb-2022
010284	BERGANTINO, RYAN	1302-05-022	LIGHT EQUIP. OPERATOR	LI -0	LI	3	2	1.00	51,811.76	1,992.76	199.28	24.91	199.28	1302-17	03-Jun-2024	16-Dec-2024
003070	FITZGERALD, MICHAEL R	1302-05-025	LIGHT EQUIP. OPERATOR	LI -0	LI	3	7	1.00	56,511.94	2,173.54	217.35	27.17	217.35	1302-17	22-Jan-1996	22-Jan-1996
008201	GALLUCCI, MICHAEL A	1302-05-026	LIGHT EQUIP. OPERATOR	LI -0	LI	3	6	1.00	55,965.52	2,152.52	215.25	26.91	215.25	1302-17	16-Dec-2013	03-Nov-2014
009111	MARTINO, DEMETRI	1302-05-027	LIGHT EQUIP. OPERATOR	LI -0	LI	3	6	1.00	55,965.52	2,152.52	215.25	26.91	215.25	1302-17	09-Apr-2018	01-Jul-2019
001126	GATES, KENNETH	1302-05-028	LABOR EQUIPMENT OPERA	LI -0	LI	5	7	1.00	58,803.26	2,261.66	226.17	28.27	226.17	1302-17	13-Dec-1993	13-Dec-1993
009277	STERPIS, PETER	1302-05-029	SKILLED LABORER	LI -0	LI	2	6	1.00	54,629.95	2,101.15	210.12	26.26	210.12	1302-17	01-Oct-2018	21-Oct-2024
009550	TAYLOR, RICHARD A	1302-05-030	SKILLED LABORER	LI -0	LI	2	6	1.00	54,629.95	2,101.15	210.12	26.26	210.12	1302-17	31-Aug-2020	16-Jan-2023
004576	MALLOZZI, EDWARD J	1302-05-031	SKILLED LABORER	LI -0	LI	2	7	1.00	55,176.37	2,122.17	212.22	26.53	212.22	1302-17	13-Mar-2000	13-Mar-2000
009457	MARCHESI, JOSEPH M	1302-05-032	SKILLED LABORER	LI -0	LI	2	6	1.00	54,629.95	2,101.15	210.12	26.26	210.12	1302-17	22-Jul-2019	22-Jul-2019
009176	DUMMETT, CLIFFORD	1302-05-033	SKILLED LABORER	LI -0	LI	2	6	1.00	54,629.95	2,101.15	210.12	26.26	210.12	1302-17	27-Aug-2018	27-Aug-2018
006097	BUCCI, JASON	1302-05-034	HIGHWAY SAFETY OFFICER	LI -0	LI	5	7	1.00	58,803.26	2,261.66	226.17	28.27	226.17	1302-17	25-Jul-2005	25-Jul-2005
006146	ROSSI, ANTHONY J.	1302-05-035	SKILLED LABORER	LI -0	LI	2	7	1.00	55,176.37	2,122.17	212.22	26.53	212.22	1302-17	06-Feb-2006	06-Feb-2006
006592	DICHRISTOPHER, VICTOR C	1302-05-037	SKILLED LABORER	LI -0	LI	2	7	1.00	55,176.37	2,122.17	212.22	26.53	212.22	1302-17	05-Sep-2007	05-Sep-2007
010490	PIZZI, STEPHEN	1302-05-038	SKILLED LABORER	LI -0	LI	2	1	1.00	50,260.29	1,933.09	193.31	24.16	193.31	1302-17	09-Dec-2024	09-Dec-2024
009038	PALLADINO, NICOLA G	1302-05-041	SKILLED LABORER	LI -0	LI	2	7	1.00	55,176.37	2,122.17	212.22	26.53	212.22	1302-17	31-Jul-2017	31-Jul-2017
006256	MAIO, ROBERT	1303-01-002	CITY SURVEYOR I/II	CM -0	CM	31	6	1.00	87,074.62	3,349.02	334.90	47.84	334.90	1303-01	05-Sep-2006	01-Jul-2021
009834	SKORUPSKI, JOHN T	1303-01-003	SR. ENGINEERING TECH.	CM -0	CM	26	5	1.00	69,425.36	2,670.21	267.02	38.15	267.02	1303-01	03-May-2021	03-May-2021
004304	CORSI, MICHAEL F	1304-05-002	PLUMBER	LI -0	LI	26	7	1.00	70,763.89	2,721.69	272.17	34.02	272.17	1304-01	01-Nov-1999	01-Nov-1999
008214	CASTOSA, ALEX	1304-05-003	HVAC/PLUMBER'S APPRENT	LI -0	LI	24	6	1.00	66,484.70	2,557.10	255.71	31.96	255.71	1304-01	06-Jan-2014	06-Jan-2014
006101	AIKEN, WILLIAM J	1304-05-004	SR ELECTRICIAN	LI -0	LI	26	7	1.00	70,763.89	2,721.69	272.17	34.02	272.17	1304-11	09-Aug-2005	09-Aug-2005
008233	WINEMAN, ERIC J	1304-05-005	ELECTRICIAN	LI -0	LI	24	6	1.00	66,484.70	2,557.10	255.71	31.96	255.71	1304-11	27-May-2014	27-May-2014
004881	GALVIN, MICHAEL P.	1304-05-007	SR BUILDING MAINTENANCE	LI -0	LI	6	7	1.00	60,333.10	2,320.50	232.05	29.01	232.05	1304-11	20-Nov-2000	18-Nov-2013
006108	DALY, KENNETH	1304-05-008	SR BLDG MAINT PERSON/C	LI -0	LI	6	7	1.00	60,333.10	2,320.50	232.05	29.01	232.05	1304-11	29-Aug-2005	29-Aug-2005
004313	CARLINO, MICHAEL	1304-05-009	BUILDING MAINTENANCE PE	LI -0	LI	4	7	1.00	57,234.53	2,201.33	220.13	27.52	220.13	1304-11	08-Mar-1999	01-Aug-2016
008083	MARTIN, RICHARD AUSTIN	1304-05-011	BUILDING MAINTENANCE PE	LI -0	LI	4	6	1.00	56,688.11	2,180.31	218.03	27.25	218.03	1304-11	16-Dec-2013	02-Aug-2021
006598	TRIBELLI, WILLIAM A JR	1304-05-012	SKILLED LABORER/CUSTOD	LI -0	LI	2	7	1.00	55,176.37	2,122.17	212.22	26.53	212.22	1304-11	27-Sep-2007	27-Sep-2013
008757	BROTHERS, ROBERT M	1304-05-013	SKILLED LABORER/CUSTOD	LI -0	LI	2	6	1.00	54,629.95	2,101.15	210.12	26.26	210.12	1304-11	19-Sep-2016	19-Sep-2016
008573	DE LOS SANTOS, JUAN E	1304-05-014	SKILLED LABORER/CUSTOD	LI -0	LI	2	6	1.00	54,629.95	2,101.15	210.12	26.26	210.12	1304-11	27-Jul-2015	27-Jul-2015
009835	TIBERI, ROBERT	1304-05-015	SKILLED LABORER/CUSTOD	LI -0	LI	2	4	1.00	52,742.77	2,028.57	202.86	25.36	202.86	1304-11	10-May-2021	11-Mar-2024
005263	PENNACCHINI, EDWARD T.	1304-05-017	SKILLED LABORER/CUSTOD	LI -0	LI	2	7	1.00	55,176.37	2,122.17	212.22	26.53	212.22	1304-11	03-Sep-2002	03-Sep-2002
005478	MIHELAKOS, JOHN	1304-05-018	SKILLED LABORER/CUSTOD	LI -0	LI	2	7	1.00	55,176.37	2,122.17	212.22	26.53	212.22	1304-11	14-Apr-2003	14-Apr-2003
005603	DIBIASE, VINCENT R.	1304-05-019	SKILLED LABORER/CUSTOD	LI -0	LI	2	7	1.00	55,176.37	2,122.17	212.22	26.53	212.22	1304-11	01-Dec-2003	01-Dec-2003
005999	GOEWEY, ERIC J.	1304-05-020	SKILLED LABORER/CUSTOD	LI -0	LI	2	7	1.00	55,176.37	2,122.17	212.22	26.53	212.22	1304-11	04-Apr-2005	04-Apr-2005
008198	BEHM, MICHAEL	1304-05-021	SKILLED LABORER/CUSTOD	LI -0	LI	2	6	1.00	54,629.95	2,101.15	210.12	26.26	210.12	1304-11	28-Oct-2013	28-Oct-2013
008167	CAMPAGNONE, RONALD	1304-05-022	SKILLED LABORER/CUSTOD	LI -0	LI	2	6	1.00	54,629.95	2,101.15	210.12	26.26	210.12	1304-11	08-Jul-2013	08-Jul-2013
009886	DEVINE, DONALD	1304-09-001	PUBLIC BUILDINGS SUPERI	AD -0	AD	35	4	1.00	62,253.18	2,394.35	239.44	29.93	239.44	1304-01	17-Oct-2022	17-Oct-2022
	#Emps: 53 #Pos: 53															
008382	DI CARLO, JOSEPH D JR	1306-09-001	CLEAN CITY PROGRAM COO	AD -0	AD	35	3	1.00	59,572.42	2,291.25	229.12	28.64	229.12	1306-01	22-Sep-2014	22-Sep-2014
	#Emps: 1 #Pos: 1															
004477	SCOTTI, GERARD A	1307-01-001	FLEET MANAGER	CM -2	CM	32	8	1.00	95,679.09	3,679.97	368.00	49.07	368.00	1307-01	23-Aug-1999	23-Aug-1999
006929	MORALES, ASTRID P	1307-01-002	SENIOR CLERK	CM -0	CM	13	8	1.00	48,874.28	1,879.78	187.98	26.85	187.98	1307-01	06-Jan-2009	06-Jan-2009

City of Cranston
Current Month End
Employee Roster

Emp#	Name	Position#	Description	B U	Sch	Grade	Step	FTE	Annual Salary	Period Salary	Daily Salary	Hourly Rate	Per Diem Rate	*TimesheetGrp	OrigHireDt	PosHireDate
003186	WEST, THOMAS D III	1307-05-003	PRINCIPAL MECHANIC	LI -0	LI	24	7	1.00	67,031.12	2,578.12	257.81	32.23	257.81	1307-07	26-Mar-1990	26-Mar-1990
000632	DESOMMA, HERBERT G JR	1307-05-004	AUTO MECHANIC	LI -0	LI	23	7	1.00	65,248.98	2,509.58	250.96	31.37	250.96	1307-07	05-Feb-1996	05-Feb-1996
009069	BLANCHETTE, JASON F	1307-05-005	AUTO MECHANIC	LI -0	LI	23	6	1.00	64,702.14	2,488.54	248.85	31.11	248.85	1307-07	21-Nov-2017	21-Nov-2017
004968	CAPOBIANCO, JOHN R JR	1307-05-007	AUTO MECHANIC	LI -0	LI	23	7	1.00	65,248.98	2,509.58	250.96	31.37	250.96	1307-07	23-Apr-2001	23-Apr-2001
006606	QUINN, RICHARD A	1307-05-008	AUTO MECHANIC	LI -0	LI	23	7	1.00	65,248.98	2,509.58	250.96	31.37	250.96	1307-07	19-Nov-2007	19-Nov-2007
002361	COMELLA, DANIEL G	1307-05-010	MECHANIC'S ASSISTANT	LI -0	LI	2	7	1.00	55,176.37	2,122.17	212.22	26.53	212.22	1307-07	23-Feb-1987	23-Feb-1987
	#Emps: 8 #Pos: 8															
010495	PISCOPIELLO, STEVEN	1400-09-001	DIRECTOR OF PARKS AND F	AD -0	AD	39	5	1.00	81,200.95	3,123.11	312.31	39.04	312.31	1400-01	13-Jan-2025	13-Jan-2025
004747	ACETO, FELIPPO L	1400-01-012	FOREPERSON	CM -2	CM	9	7	1.00	67,035.74	2,578.30	257.83	34.38	257.83	1400-01	24-Jul-2000	08-Apr-2021
009273	LYNCH, REGINA M	1400-01-002	PRINCIPAL CLERK	CM -0	CM	17	6	1.00	52,557.05	2,021.43	202.14	28.88	202.14	1400-01	17-Sep-2018	17-Sep-2018
001846	RYAN, RODNEY	1400-01-003	GENERAL FOREPERSON	CM -2	CM	28	8	1.00	82,298.39	3,165.32	316.53	42.20	316.53	1400-01	22-Mar-1993	22-Mar-1993
002320	JUTRAS, NORMAN J	1400-05-004	LABOR EQUIPMENT OPERA	LI -0	LI	5	7	1.00	58,803.26	2,261.66	226.17	28.27	226.17	1400-07	05-Jul-1988	05-Jul-1988
002357	BOLTON JR, DONALD	1400-05-005	PRINC. LABOR EQUIP OPER	LI -0	LI	8	7	1.00	62,463.23	2,402.43	240.24	30.03	240.24	1400-07	29-Feb-1988	29-Feb-1988
002408	MAIO, THOMAS	1400-05-006	LABOR EQUIPMENT OPERA	LI -0	LI	5	7	1.00	58,803.26	2,261.66	226.17	28.27	226.17	1400-07	05-Jul-1988	20-Jul-2020
001173	URSILLO, MARC D	1400-05-007	LABOR EQUIPMENT OPERA	LI -0	LI	5	7	1.00	58,803.26	2,261.66	226.17	28.27	226.17	1400-07	05-Jul-1988	05-Jul-1988
005627	ALONZO, HUMBERTO	1400-05-008	LABOR EQUIPMENT OPERA	LI -0	LI	5	7	1.00	58,803.26	2,261.66	226.17	28.27	226.17	1400-07	17-Feb-2004	12-Apr-2021
001144	DICHRISTOPHER, VICTOR C	1400-05-009	LABOR EQUIPMENT OPERA	LI -0	LI	5	7	1.00	58,803.26	2,261.66	226.17	28.27	226.17	1400-07	07-Oct-1985	07-Oct-1985
005337	METRO, NEIL A	1400-05-010	LABOR EQUIPMENT OPERA	LI -0	LI	5	7	1.00	58,803.26	2,261.66	226.17	28.27	226.17	1400-07	23-Sep-2002	03-Jun-2024
008199	CAPIRCHIO, JAMES J	1400-05-011	LABOR EQUIPMENT OPERA	LI -0	LI	5	5	1.00	56,975.98	2,191.38	219.14	27.39	219.14	1400-07	28-Oct-2013	19-Aug-2024
007039	CASTRIOTTA, VITTORIO E II	1400-05-012	LIGHT EQUIPMENT OPERAT	LI -0	LI	3	5	1.00	54,801.97	2,107.77	210.78	26.35	210.78	1400-07	01-Jul-2019	12-Apr-2021
002808	SILVIA, DAVID L	1400-05-013	LIGHT EQUIPMENT OPERAT	LI -0	LI	3	7	1.00	56,511.94	2,173.54	217.35	27.17	217.35	1400-07	28-Aug-1972	01-Jul-2020
009036	LIBERATORE, ANTHONY D	1400-05-015	LIGHT EQUIPMENT OPERAT	LI -0	LI	3	6	1.00	55,965.52	2,152.52	215.25	26.91	215.25	1400-07	10-Jul-2017	01-Jul-2020
004137	COOK, GARY	1400-05-016	SKILLED LABORER	LI -0	LI	2	7	1.00	55,176.37	2,122.17	212.22	26.53	212.22	1400-07	17-Jul-2000	03-Feb-2018
006497	DEROBBIO, ROBERT	1400-05-017	SKILLED LABORER	LI -0	LI	2	7	1.00	55,176.37	2,122.17	212.22	26.53	212.22	1400-07	02-Apr-2007	02-Apr-2007
007447	ZANNI, NICHOLAS	1400-05-019	SKILLED LABORER	LI -0	LI	2	6	1.00	54,629.95	2,101.15	210.12	26.26	210.12	1400-07	27-Aug-2012	27-Aug-2012
004756	GREENHALGH, JOHN III	1400-05-020	SKILLED LABORER	LI -0	LI	2	7	1.00	55,176.37	2,122.17	212.22	26.53	212.22	1400-07	25-Jul-2000	04-Jul-2020
009524	MAGGIACOMO, SALVATORE	1400-05-021	SKILLED LABORER	LI -0	LI	2	6	1.00	54,629.95	2,101.15	210.12	26.26	210.12	1400-07	02-Mar-2020	12-Apr-2021
008582	LINK, JOSHUA G	1400-05-022	SKILLED LABORER	LI -0	LI	2	6	1.00	54,629.95	2,101.15	210.12	26.26	210.12	1400-07	01-Jul-2019	01-Jul-2019
	#Emps: 21 #Pos: 21															
006649	GARCIA, EDWARD A JR	1500-06-001	LIBRARY DIRECTOR	NU -0	NU	7	1	1.00	121,209.21	4,661.89	466.19	66.60	466.19	1500-13	16-Apr-2008	16-Apr-2008
007448	HOLDEN, JULIE A	1500-06-002	ASST. LIBRARY DIRECTOR	NU -0	NU	8	1	1.00	105,224.80	4,047.11	404.71	57.82	404.71	1500-13	27-Aug-2012	06-Oct-2014
009384	BARTOS, DAVE J	1500-06-004	HEAD ADULT SERVICES LIB	LB -0	LB	32	7	1.00	91,271.69	3,510.45	351.04	50.15	351.04	1500-13	18-Feb-2019	18-Feb-2019
008193	SUON, EMILY BROWN	1500-06-005	HEAD CHILDREN'S SERVICE	LB -0	LB	32	8	1.00	92,762.61	3,567.79	356.78	50.97	356.78	1500-13	25-Sep-2013	25-Sep-2013
007026	ALVES, CORRINA	1500-06-006	TECHNICAL SERVICES/SYST	LB -0	LB	32	8	1.00	92,762.61	3,567.79	356.78	50.97	356.78	1500-13	10-May-2010	10-May-2010
000373	MCGRATH, KAREN E	1500-06-007	AUBURN BRANCH LIBRARIA	LB -0	LB	28	11	1.00	86,436.34	3,324.47	332.45	47.49	332.45	1500-13	17-Nov-1986	17-Nov-1986
009052	BERGER, ZACHARY M	1500-06-008	WILLIAM HALL LIBRARIAN	LB -0	LB	28	6	1.00	77,130.05	2,966.54	296.65	42.38	296.65	1500-13	11-Sep-2017	23-Sep-2023
009372	TAFT, ALYSSA M	1500-06-009	YOUNG ADULT LIBRARIAN	LB -0	LB	24	7	1.00	69,373.55	2,668.21	266.82	38.12	266.82	1500-13	22-Jan-2019	22-Jan-2019
009062	RIOS, ELENA	1500-06-010	YOUTH SERVICES LIBRARIA	LB -0	LB	24	4	1.00	60,359.71	2,321.53	232.15	33.16	232.15	1500-13	16-Jul-2022	16-Jul-2022
000603	ZAWADZKI, LISA J	1500-06-011	INFORMATION SERVICES LI	LB -0	LB	24	11	1.00	73,449.18	2,824.97	282.50	40.36	282.50	1500-13	08-Sep-1992	08-Sep-1992
009551	NYZIO, ROBIN P	1500-06-012	INFORMATION SERVICES LI	LB -0	LB	24	9	1.00	71,356.16	2,744.47	274.45	39.21	274.45	1500-13	31-Aug-2020	23-Sep-2023
008386	BODEN, KATHERINE	1500-06-013	INFORMATION SERVICES LI	LB -0	LB	24	8	1.00	70,698.53	2,719.17	271.92	38.85	271.92	1500-13	06-Oct-2014	06-Oct-2014
001194	GIANLORENZO, NANCY C	1500-06-014	KNIGHTSVILLE BRANCH LIB	LB -0	LB	24	11	1.00	73,449.18	2,824.97	282.50	40.36	282.50	1500-13	17-May-1993	17-May-1993
009939	HAGUE, NOMI K	1500-06-015	YOUTH SERVICES LIBRARIA	LB -0	LB	24	4	1.00	60,359.71	2,321.53	232.15	33.16	232.15	1500-13	29-Nov-2021	29-Nov-2021
009499	CARDILLO, TAYLA M	1500-06-016	OAKLAWN BRANCH LIBRAR	LB -0	LB	24	6	1.00	65,446.90	2,517.19	251.72	35.96	251.72	1500-13	16-Dec-2019	16-Dec-2019
008307	PETRARCA, ELISE G	1500-06-017	YOUTH SERVICES LIBRARIA	LB -0	LB	24	8	1.00	70,698.53	2,719.17	271.92	38.85	271.92	1500-13	27-Aug-2014	27-Aug-2014
008976	HALL, CHRISTINE A	1500-06-018	LIBRARIAN I	LB -0	LB	24	7	1.00	69,373.55	2,668.21	266.82	38.12	266.82	1500-13	03-Dec-2018	03-Dec-2018
009108	ZAYAS, NEREIDA	1500-06-019	BUSINESS MANAGER	LB -0	LB	20	7	1.00	67,760.14	2,606.16	260.62	37.23	260.62	1500-13	31-Mar-2018	01-Apr-2018
003076	SANTAGATA, DANA L	1500-06-020	LIB. ASST III	LB -0	LB	18	10	1.00	58,048.07	2,232.62	223.26	31.89	223.26	1500-13	21-Nov-1988	03-Jan-2019
009897	JAGGI, CARLA R	1500-06-021	LIB. ASST. II	LB -0	LB	14	3	1.00	40,973.08	1,575.89	157.59	22.51	157.59	1500-13	14-Aug-2021	25-Feb-2023
001167	CURTI JR, GEORGE	1500-06-022	LIB. ASST. II	LB -0	LB	14	11	1.00	51,188.84	1,968.80	196.88	28.13	196.88	1500-13	15-Feb-1988	15-Feb-1988
010102	BERUBE, JENNIFER	1500-06-023	LIB. ASST. II	LB -0	LB	14	1	1.00	38,285.00	1,472.50	147.25	21.04	147.25	1500-13	11-Oct-2022	21-Sep-2024
008558	MICHELETTI, FRANCINE	1500-06-024	LIB. ASST. II	LB -0	LB	14	8	1.00	49,300.20	1,896.16	189.62	27.09	189.62	1500-13	25-Jun-2015	25-Jun-2015
001579	MULLEN, ROBERT W	1500-06-025	LIB. ASST. II	LB -0	LB	14	11	1.00	51,188.84	1,968.80	196.88	28.13	196.88	1500-13	06-Apr-1983	06-Apr-1983

City of Cranston
Current Month End
Employee Roster

Emp#	Name	Position#	Description	B U	Sch	Grade	Step	FTE	Annual Salary	Period Salary	Daily Salary	Hourly Rate	Per Diem Rate	*TimesheetGrp	OrigHireDt	PosHireDate
003728	SEVIGNY, KIMBERLEE A	1500-06-026	LIB. ASST. II	LB -0	LB	14	7	1.00	48,183.15	1,853.20	185.32	26.47	185.32	1500-13	19-Jan-2019	19-Jan-2019
009283	BOKSENBAUM, MARTHA S	1500-06-027	YOUTH SERVICES LIBRARIA	LB -0	LB	24	7	1.00	69,373.55	2,668.21	266.82	38.12	266.82	1500-13	22-Oct-2018	22-Oct-2018
009896	VAN WYK, ALLYSON M	1500-06-028	ADMINISTRATIVE ASSISTAN	LB -0	LB	14	4	1.00	42,477.00	1,633.73	163.37	23.34	163.37	1500-13	02-Aug-2021	02-Aug-2021
009408	LAWLOR, JILL R	1500-06-029	LIB. ASST. II	LB -0	LB	14	5	1.00	43,927.71	1,689.53	168.95	24.14	168.95	1500-13	25-May-2019	06-Jul-2020
006167	SCHNELL, REBEKAH A	1500-06-030	LIB. ASST. II	LB -0	LB	14	10	1.00	50,185.14	1,930.20	193.02	27.57	193.02	1500-13	29-Mar-2006	29-Mar-2006
010285	MARTUCCI, JOSEPH	1500-06-031	CUSTODIAN	LB -0	LB	11	2	1.00	40,519.40	1,558.44	155.84	22.26	155.84	1500-13	17-Jun-2024	17-Jun-2024
009388	BOUVIER, SARAH L	1500-06-032	COMMUNIATIONS MANAGER	LB -0	LB	20	7	1.00	67,760.14	2,606.16	260.62	37.23	260.62	1500-13	18-Mar-2019	18-Mar-2019
	#Emps: 31 #Pos: 31															
009815	CRADDOCK, STEPHEN M	1600-09-001	SENIOR SERVICES DIRECTO	AD -0	AD	39	5	1.00	81,200.95	3,123.11	312.31	39.04	312.31	1600-40	26-Jan-2021	26-Jan-2021
005957	QUIROA, DAVID A.	1600-01-001	ASSISTANT DIRECTOR	CM -0	CM	25	8	1.00	73,157.81	2,813.76	281.38	40.20	281.38	1600-40	13-Dec-2004	18-Dec-2017
008523	GRADY, NORA M	1600-01-002	BOOKKEEPER	CM -0	CM	17	6	1.00	52,557.05	2,021.43	202.14	28.88	202.14	1600-40	16-Mar-2015	11-May-2020
006130	GRULLON, YVETTE	1603-01-002	PRINCIPAL CLERK	CM -0	CM	17	8	1.00	55,443.57	2,132.45	213.24	30.46	213.24	1600-40	07-Nov-2005	07-Nov-2005
	#Emps: 4 #Pos: 4															
005771	MARCOS, SUSANA SKY	1601-01-001	PROGRAMS COORDINATOR	CM -0	CM	20	7	1.00	60,189.04	2,314.96	231.50	33.07	231.50	1601-40	09-Aug-2004	05-Aug-2024
	#Emps: 1 #Pos: 1															
008587	COREN, ROSEMARIE	1602-01-001	ADULT DAY CARE DIRECTOI	CM -0	CM	30	6	1.00	83,778.79	3,222.26	322.23	46.03	322.23	1602-40	09-Sep-2015	09-Sep-2015
001059	MONTAQUILA, DOREEN	1602-01-002	SOCIAL WORKER	CM -0	CM	16	8	1.00	53,687.45	2,064.90	206.49	29.50	206.49	1602-40	15-Jul-1991	15-Jul-1991
009953	CATLOW, MICHELLE	1602-01-003	ADULT DAY CARE CNA	CM -0	CM	10	4	1.00	40,046.73	1,540.26	154.03	22.00	154.03	1602-40	31-Jan-2022	31-Jan-2022
009363	BURDICK, FLORENCE	1602-01-004	ADULT DAY CARE CNA	CM -0	CM	10	6	1.00	42,301.35	1,626.98	162.70	23.24	162.70	1602-40	14-Jan-2019	14-Jan-2019
	#Emps: 4 #Pos: 4															
009456	RICCI, AMY L	1600-01-003	CASE WORKER	CM -0	CM	19	5	1.00	54,313.35	2,088.98	208.90	29.84	208.90	1603-40	22-Jul-2019	23-Dec-2019
004295	KEVORKIAN, JENNIFER M	1603-01-001	SOCIAL SERVICES DIRECTO	CM -0	CM	25	8	1.00	73,157.81	2,813.76	281.38	40.20	281.38	1603-40	01-Feb-1999	22-Oct-2012
003370	CARDULLO, JOHN	1603-09-003	PROJECTS MANAGER	AD -0	AD	24	8	1.00	45,691.27	1,757.36	175.74	21.97	175.74	1603-40	22-Nov-2008	02-Dec-2024
	#Emps: 3 #Pos: 3															
009845	MANCUSO, RACHAEL	1604-01-001	DISPATCHER/COORDINATO	CM -0	CM	22	3	1.00	56,199.60	2,161.52	216.15	30.88	216.15	1604-40	28-Jun-2021	24-Apr-2023
008766	HILL, CHERYL	1604-01-002	ASST. COORDINATOR/DRIVE	CM -2	CM	5	6	1.00	56,729.40	2,181.90	218.19	29.09	218.19	1604-41	12-Oct-2016	01-Jul-2023
009044	CABRAL, JULIANNE	1604-01-003	TRANSVAN DRIVER	CM -2	CM	3	6	1.00	52,965.90	2,037.15	203.72	27.16	203.72	1604-41	15-Aug-2017	01-Jul-2023
010199	SOUZA, KERRI	1604-01-004	TRANSVAN DRIVER	CM -2	CM	3	4	1.00	49,829.91	1,916.54	191.65	25.55	191.65	1604-41	17-Jul-2023	17-Jul-2023
010205	MANZO, ROBERT J	1604-01-006	TRANSVAN DRIVER	CM -2	CM	3	2	1.00	46,763.15	1,798.58	179.86	23.98	179.86	1604-40	07-Aug-2023	07-Aug-2023
	#Emps: 5 #Pos: 5															
003538	GREAVES, SEAN	1605-01-003	ASSISTANT CHEF	CM -2	CM	2	7	1.00	52,470.02	2,018.08	201.81	26.91	201.81	1605-41	01-Jul-1997	01-Jul-1997
007435	BAGGESEN, JORDAN	1605-01-002	CHEF	CM -2	CM	5	7	1.00	57,859.82	2,225.38	222.54	29.67	222.54	1605-41	22-Sep-2014	03-May-2021
	#Emps: 2 #Pos: 2															
006924	CIPRIANO, PATRICIA A	1606-01-001	DIRECTOR RSVP	CM -0	CM	23	7	1.00	66,932.14	2,574.31	257.43	36.78	257.43	1606-40	29-Dec-2008	02-Jan-2023
	#Emps: 1 #Pos: 1															
008293	BUCCI, DAVID J	3800-09-001	ICE RINK MANAGER OF OPE	AD -0	AD	39	1	1.00	69,762.89	2,683.19	268.32	33.54	268.32	3800-01	01-Jul-2014	17-Feb-2018
	#Emps: 1 #Pos: 1															
009961	TOMMASIELLO, ERNEST	7000-09-004	COMMUNITY DEVELOPMENT	AD -0	AD	35	6	1.00	67,992.83	2,615.11	261.51	32.69	261.51	7000-20	28-Feb-2022	25-Jul-2022
010431	TROMBETTI, LAWRENCE	7000-01-001	FINANCE AND COMPLIANCE	CM -0	CM	32	1	1.00	74,715.73	2,873.68	287.37	41.05	287.37	7000-20	21-Oct-2024	21-Oct-2024
009798	FERRANTI, LAURA-JEAN	7000-01-003	COMMUNITY DEV. RESOUR	CM -0	CM	22	5	1.00	60,189.04	2,314.96	231.50	33.07	231.50	7000-20	23-Nov-2020	23-Nov-2020
	#Emps: 3 #Pos: 3															
009821	REYES, JOSEPH E	7010-01-002	CAREER & EMPLOYMENT C	CM -3	CM2	26	2	1.00	63,853.97	2,455.92	245.59	35.08	245.59	7010-25	17-Feb-2021	08-Apr-2024
005451	CURRAN, EDWARD P.	7010-01-003	CAREER & EMPLOYMENT C	CM -3	CM2	25	5	1.00	67,562.77	2,598.57	259.86	37.12	259.86	7010-25	07-Jan-2003	07-Jan-2003
006941	STEWART, JAMES P	7010-01-004	CAREER & EMPLOYMENT C	CM -3	CM2	25	5	1.00	67,562.77	2,598.57	259.86	37.12	259.86	7010-25	09-Feb-2009	09-Feb-2009
	#Emps: 3 #Pos: 3															

City of Cranston
Current Month End
Employee Roster

Emp#	Name	Position#	Description	B U	Sch	Grade	Step	FTE	Annual Salary	Period Salary	Daily Salary	Hourly Rate	Per Diem Rate	*TimesheetGrp	OrigHireDt	PosHireDate
010237	BONIN, DEREK	8000-01-002	ENVIROMENTAL ENGINEER/	CM -0	CM	32	2	1.00	77,599.70	2,984.60	298.46	42.64	298.46	8000-21	26-Feb-2024	26-Feb-2024
008032	TALLY, EDWARD J	8000-01-001	ENVIRONMENTAL PROGRAM	CM -0	CM	35	7	1.00	103,987.34	3,999.51	399.95	57.14	399.95	8000-21	18-Sep-2012	18-Sep-2012
	#Emps: 2 #Pos: 2															
006941	STEWART, JAMES P	7010-01-004	CAREER & EMPLOYMENT C	CM -3	CM2	25	5	1.00	67,562.77	2,598.57	259.86	37.12	259.86	7010-25	09-Feb-2009	09-Feb-2009
	#Emps: 3 #Pos: 3															
008032	TALLY, EDWARD J	8000-01-001	ENVIRONMENTAL PROGRAM	CM -0	CM	35	7	1.00	103,987.34	3,999.51	399.95	57.14	399.95	8000-21	18-Sep-2012	18-Sep-2012
010237	BONIN, DEREK	8000-01-002	ENVIROMENTAL ENGINEER/	CM -0	CM	32	2	1.00	77,599.70	2,984.60	298.46	42.64	298.46	8000-21	26-Feb-2024	26-Feb-2024
	#Emps: 2 #Pos: 2															